



COVID-19 Response + Recovery

Cross-Functional Team Update

9.27.21

Table of Contents

1. Overview (Tommy Gonzalez)
2. City Attorney Overview (Karla Nieman)
 - a) Greg Abbott, in his official capacity as Governor of Texas, v. City of El Paso.
3. Team Lead Report:
 - a) Health Focus (Hector Ocaranza, M.D.)
 - b) Data Analysis (David Coronado)
4. City Manager Wrap-up (Tommy Gonzalez)



1. Overview

Tommy Gonzalez



2. City Attorney Overview

September 27, 2021

Overview

1. Greg Abbott, in his official capacity as Governor of Texas, v. City of El Paso

Karla Nieman

Greg Abbott, in his official capacity as Governor of Texas, v. City of El Paso

- ❖ July 29, 2021: GA-38 suspends local authority to mandate masks.
- ❖ August 16, 2021- City Council authorizes TRO filing.
- ❖ August 17, 2021- City files TRO. Judge Morales grants TRO.
- ❖ August 20-25, 2021- AG filed Writ of Mandamus & Stay in 8th Ct of App. City responds.
- ❖ August 27, 2021- 8th Court of Appeals issues Order limiting Dr. Ocaranza's mask mandate.
- ❖ September 2, 2021- CC7 hearing & Temporary Injunction order.
- ❖ September 3, 2021- City motion asking 8th Court of Appeals to keep TI Order in place pending Governor's appeal.
- ❖ September 8, 2021- 8th Court of Appeals requests briefing on City's motion. Governor files response.



Greg Abbott, in his official capacity as Governor of Texas, v. City of El Paso

To date:

- ❖ No Ruling from 8th COA on City's request to keep Temporary Injunction in place.
- ❖ The 8th COA has also informed the AG's Office that it may dismiss their appeal due to a procedural issue.
- ❖ All matters in County Court No. 7 have been halted pending the appeal/resolution in the 8th COA.



3. Team Lead Report



a. Health Focus

Hector I. Ocaranza, M.D.

COVID-19 By the Numbers



COVID-19
SITUATIONAL
MONITORING

September 24, 2021



Positive Tests

88

New

144,369

Cumulative

COVID-19 Deaths

1

New

2786

Cumulative

Active

1,448

Recovered

139,994

Hospitalized

111

In ICU

44



COVID-19
Community
Scorecard

Stage 3



Infection
Rate 4



Testing 3



Investi-
gations 3



Healthcare
Readiness 4



At-Risk
Population 4



COVID-19
Vaccinations

- ❖ Cases plateaued on about 10 new cases per 100,000
- ❖ Hospitalizations continue a downward trend but still above 100 hospitalized
- ❖ We have fully vaccinated over 75% of eligible population
- ❖ About 10% of new cases require hospitalization
- ❖ Unvaccinated Adults continue to lead hospitalizations
- ❖ We continue recommending practicing prevention with vaccination and non-pharmacological interventions

COVID-19 Booster Dose

- ❖ FDA Advisory Panel reviewed data for Pfizer Vaccine and met on Sept. 17.
- ❖ Recommended against universal booster dose of the vaccine
- ❖ DID recommend a booster dose for the following:
 - ❖ 65 years of age and older
 - ❖ 18-64 with conditions that puts them at risk of severe complications
 - ❖ Others whose jobs involves exposures and makes them high risk of severe disease.
- ❖ EUA has been updated for Pfizer Vaccine
- ❖ Moderna and J&J have submitted results from Booster Trails

COVID-19 Booster Dose

- ❖ CDC ACIP met on Sept. 22 and 23 to provide recommendations on Pfizer booster dose
- ❖ ACIP recommended booster dose to the following:
 - ❖ 65 years of age and older and Long-Term Care Residents
 - ❖ 50-64 years of age with underlying medical conditions
 - ❖ 18-49 with underlying medical conditions may get a dose but need to discuss risk-benefit with physician.
- ❖ No firm recommendation for occupations with high-risk exposures
- ❖ Awaiting recommendation from DSHS.

COVID-19 Booster Dose

- ❖ On Sept. 24, CDC endorsed ACIP recommendations and included booster shot recommendation for high-risk occupational and institution settings.
- ❖ CDC recommends Booster shots to the following:
 - ❖ People 65 yrs and older
 - ❖ Residents of long-term care facilities
 - ❖ People 50-64 yrs with underlying conditions
 - ❖ People 18-49 yrs with underlying medical conditions based on risks/benefits
 - ❖ People 18-64 yrs at increased risk for high-risk exposure based on occupation or institutional setting and based on individual risks/benefits
- ❖ Interval for all groups is 6 months after completing schedule

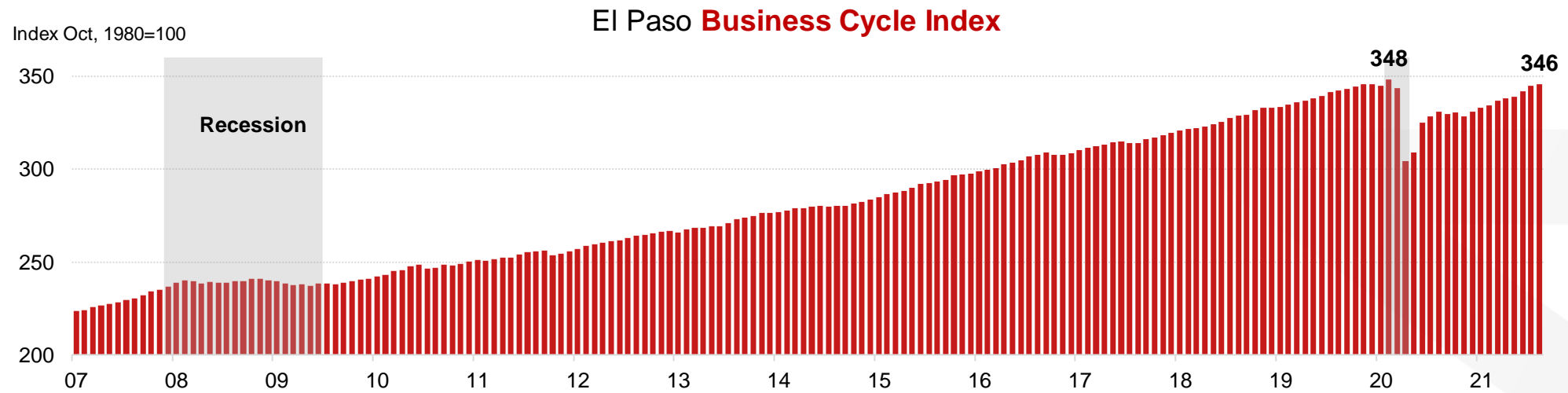


b. Data Analysis

David Coronado

Business Cycle Index

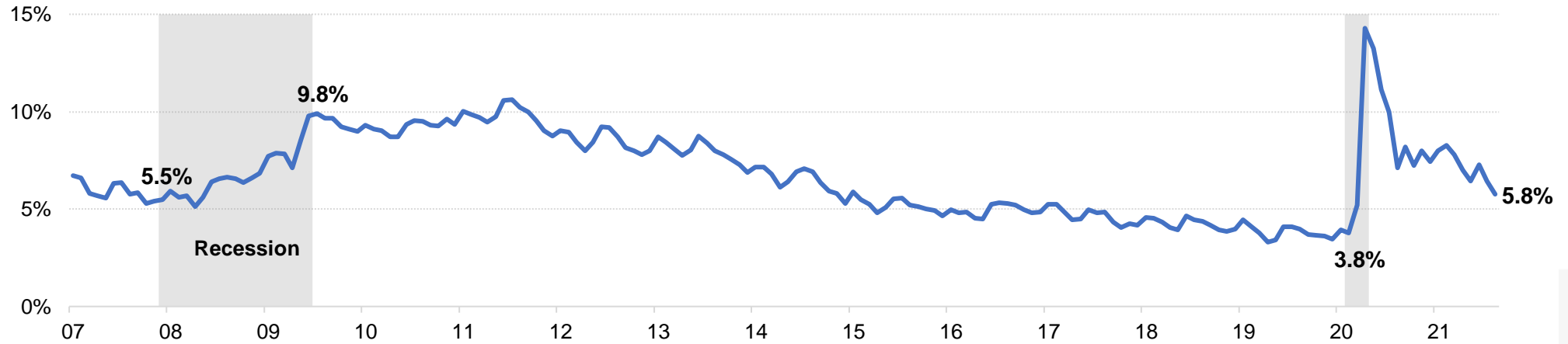
The path to economic recovery seems to be **gaining steam** driven by **lower unemployment**



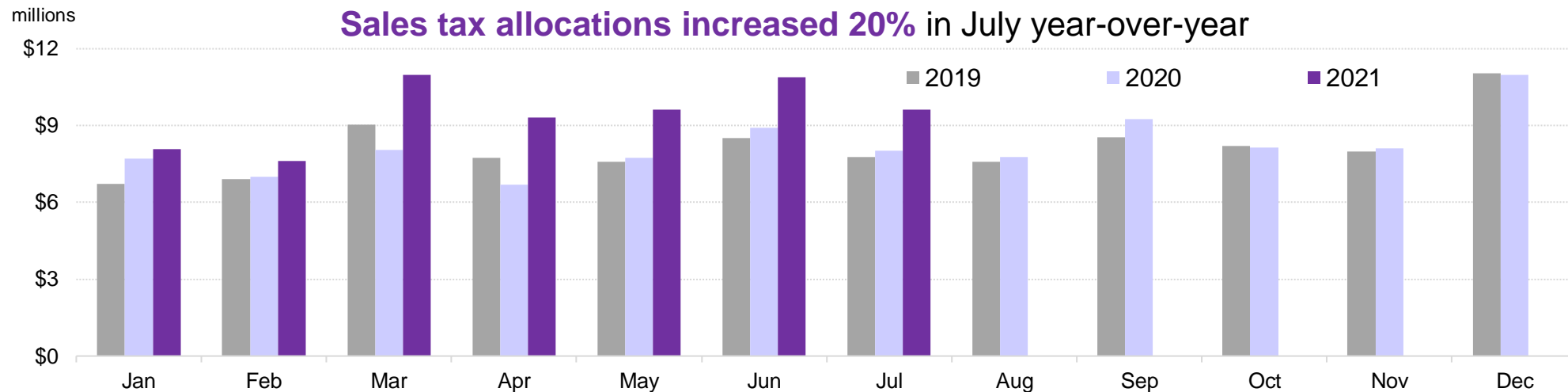
Source: Federal Reserve Bank of Dallas. Last observation: August, 2021

Unemployment Rate & Retail Sales (alloc.)

El Paso County Monthly **Unemployment Rate**

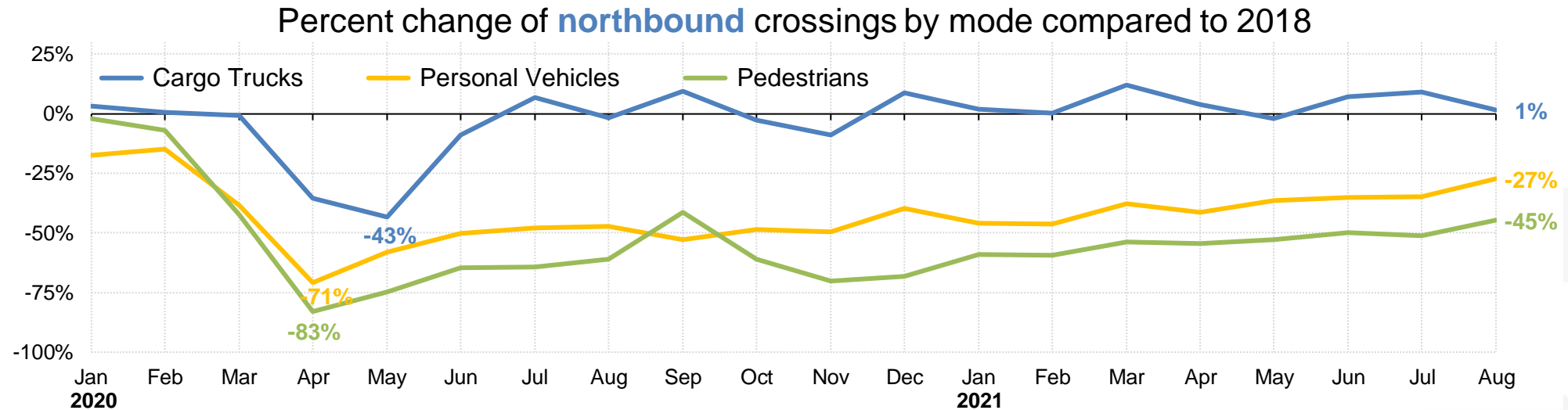


Source: Texas Workforce Commission. Last observation: August, 2021



Source: Texas Comptroller of Public Accounts. Last observation: July, 2021

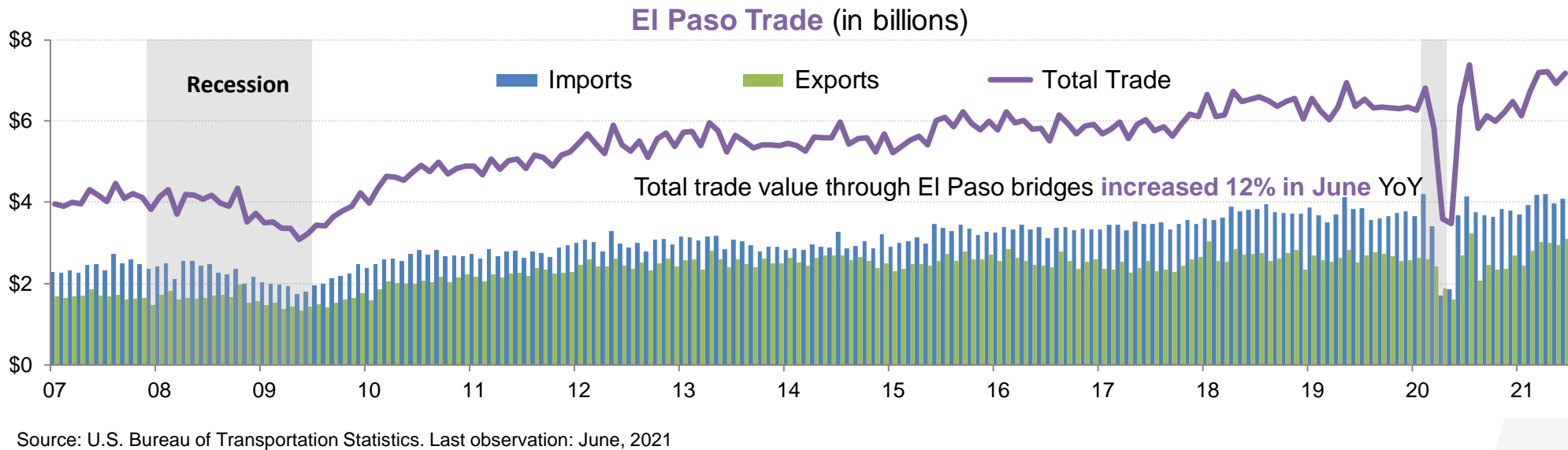
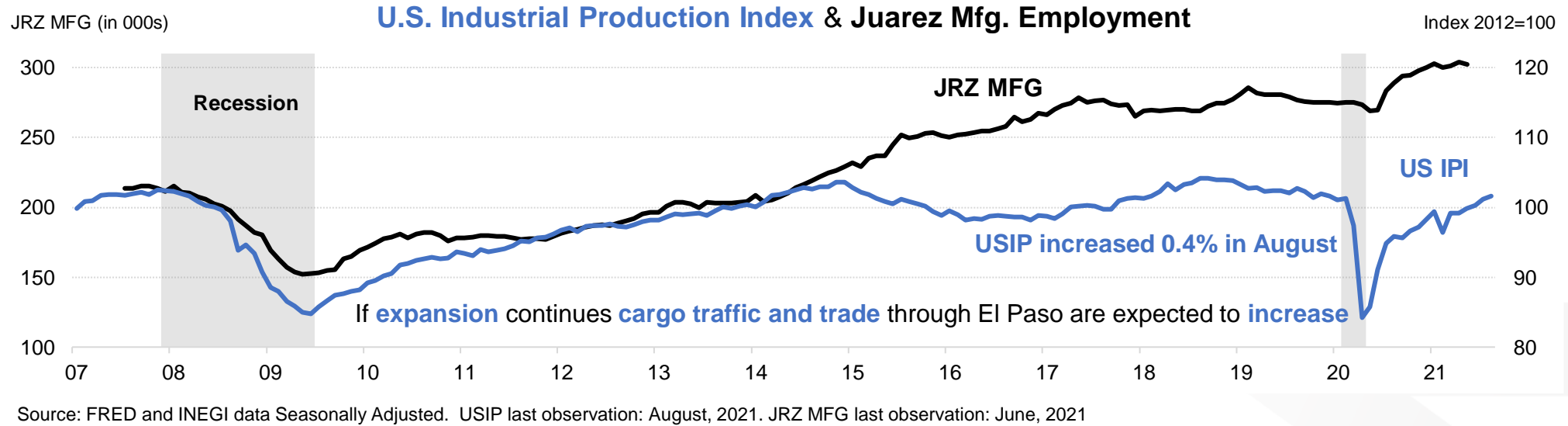
International Bridge Crossings



Source: U.S. Customs and Border Protection compiled by the City of El Paso International Bridges. Last observation: August, 2021

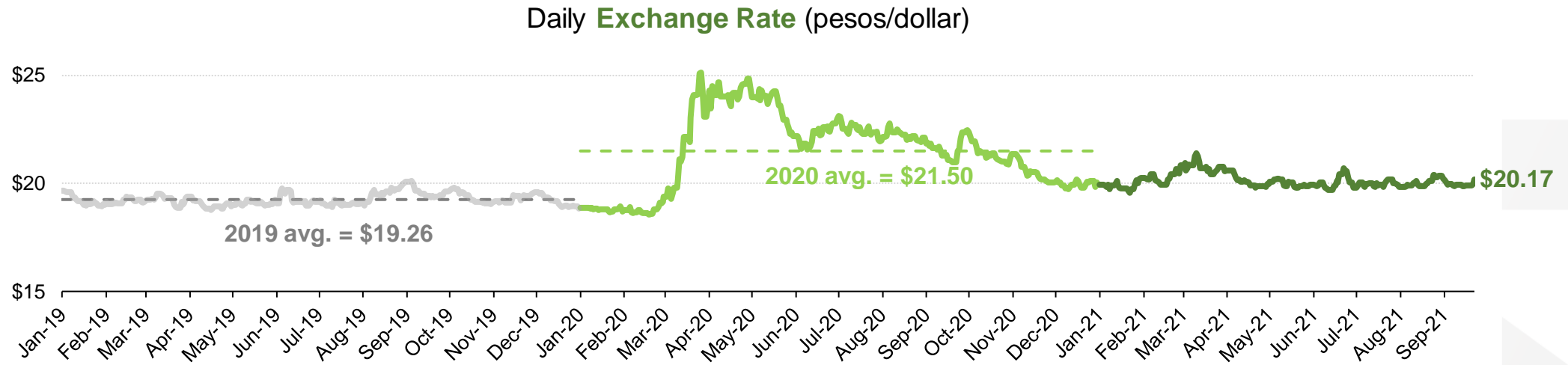
US-México land border restrictions continue until at least October 21st

Manufacturing Activity & Trade



Exchange Rate

MX Peso gradually **recovering** from covid-19 effects



Source: Banco de Mexico. Last observation: September 22, 2021



4. City Manager Wrap Up

Tommy Gonzalez



Thank you!