



COVID-19 Response + Recovery Cross- Functional Team Update

6.21.2021

Table of Contents

- 1. Overview (Tommy Gonzalez)**
- 2. City Attorney Overview (Karla Nieman)**
 - a) State Disaster Declarations**
 - b) Emergency Ordinances**
 - c) Additional Updates**
- 3. Team Lead Report:**
 - 1. Health Focus (Hector Ocaranza, M.D.)**
- 4. City Manager Wrap-up**



1. Overview

Tommy Gonzalez

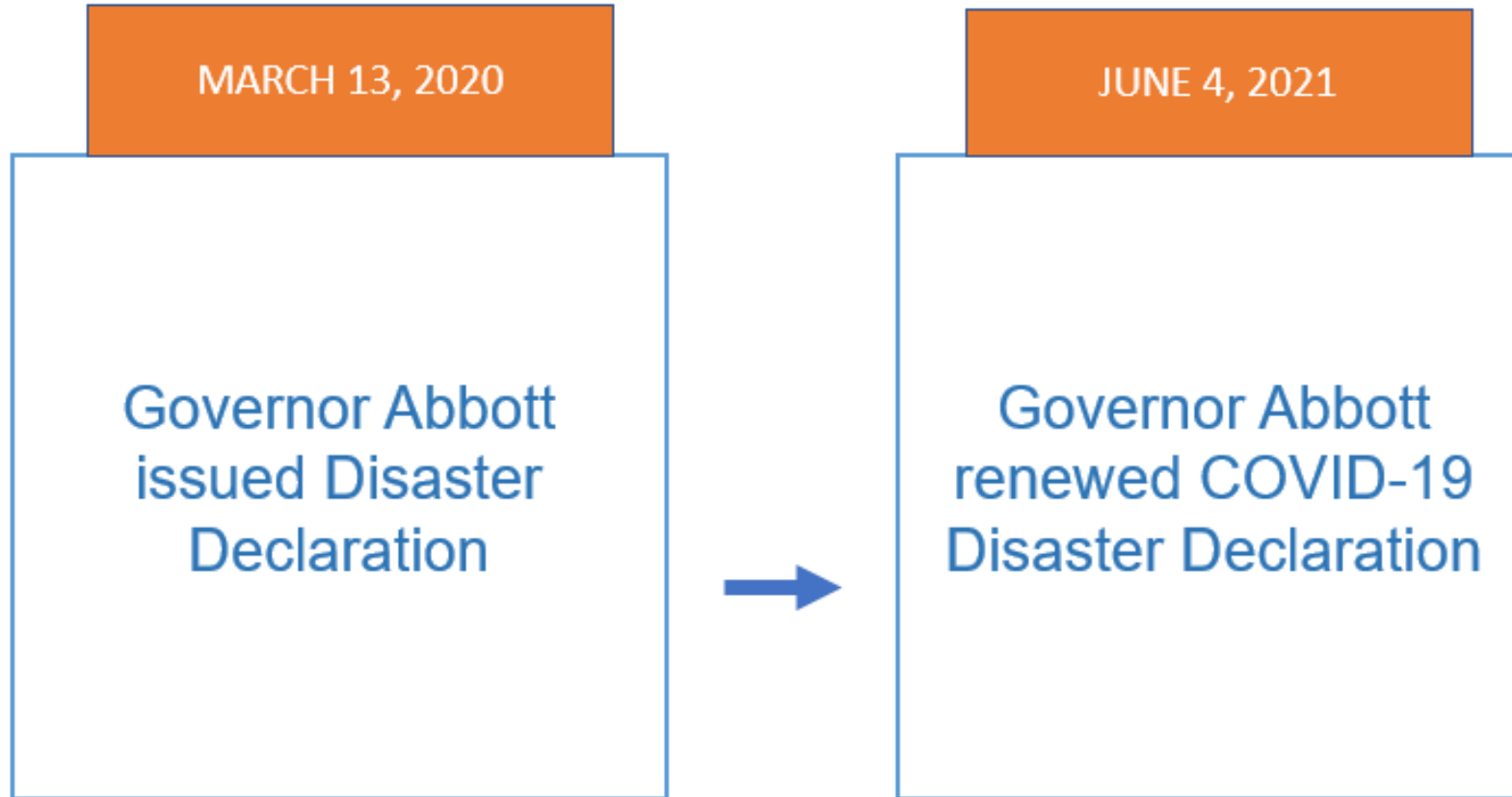


2. CAO Overview

- a) State Disaster Declarations
- b) Emergency Ordinances
- c) Additional Updates

Karla Nieman

State Disaster Declarations



Emergency Ordinances

Ordinance	Adoption Date	Most Recent Re-enactment	Expires
Disaster Declaration Ord. No. 019035	3/17/2020	5/24/2021	6/23/2021
Emergency Measures Ord. No. 019036	3/17/2020	5/24/2021	6/23/2021
Public Right of Way Ord. No. 019091	8/31/2020	5/24/2021	6/23/2021

Additional Updates

- ❖ State of Texas vs. City of Austin & Travis County – Litigation – mask mandate
 - ❖ June 9, 2021 – Joint Stipulated Motion to Dismiss was filed
 - ❖ June 11, 2021 – Parties' Motion to Dismiss was granted
- ❖ 9/4/20 – 5/5/21 - HHS/CDC Temporary Halt in Residential Evictions to Prevent the Further Spread of COVID-19 – for nonpayment of rent
 - ❖ 5/5/21 – Federal judge overturned CDC Order
 - ❖ 5/5/21 – DOJ filed Notice of Appeal
 - ❖ 5/5/21 – Temporary administrative Stay granted
 - ❖ 6/2/21 – Emergency Stay upheld by DC Appeals Court
 - ❖ 6/3/21 – Application filed with U.S. Supreme Court to vacate the stay

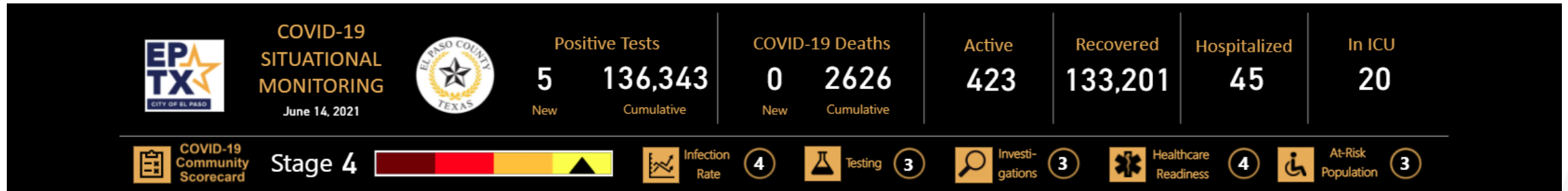
4. Team Lead Reports



1. Health Focus

Hector I. Ocaranza, M.D.

COVID-19 Summary



- ❖ Continue to observe a consistent decline and overall improvement on Pandemic's three of the main indicators as we advance in vaccination
- ❖ New Cases 7-day Avg have been below 3 new cases/100,000 for the month of June (very low incidence rate)
- ❖ Hospitalizations 7-day Avg has been below 75 for the month of June
- ❖ Hospitalizations TSA I continues to decline

New Cases Comparison

METRIC
Cases per 100K

PAST # OF DAYS
180

LOCATIONS
Texas; El Paso County, TX



METRIC
Cases per 100K

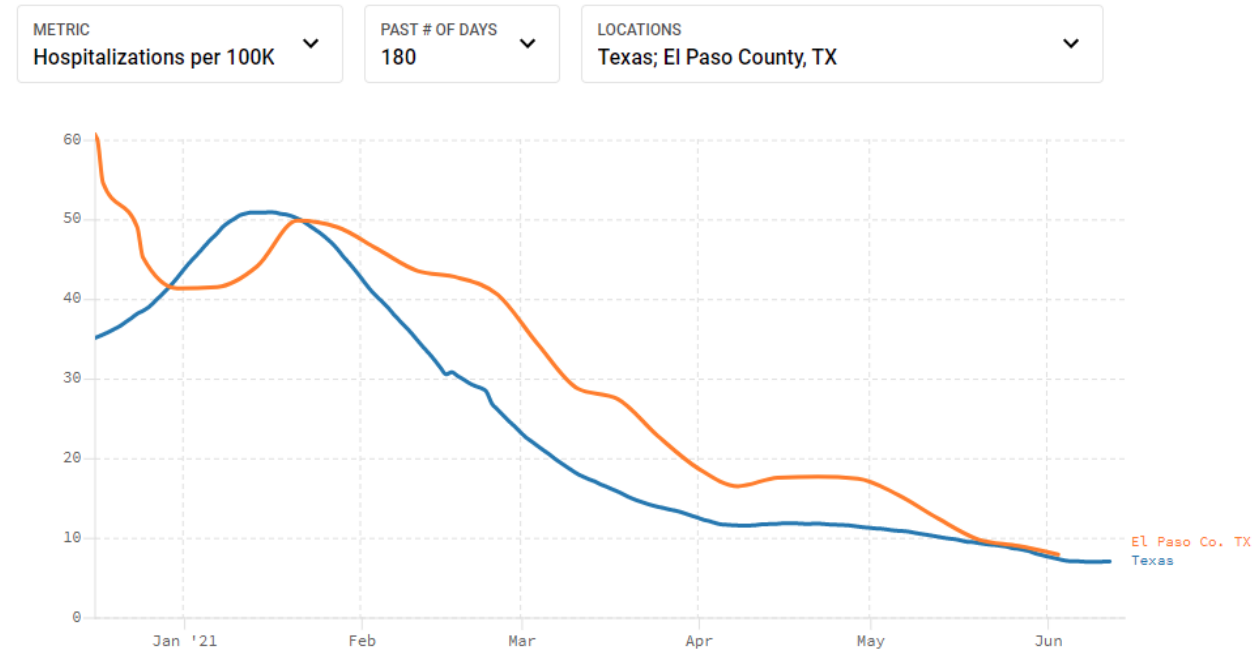
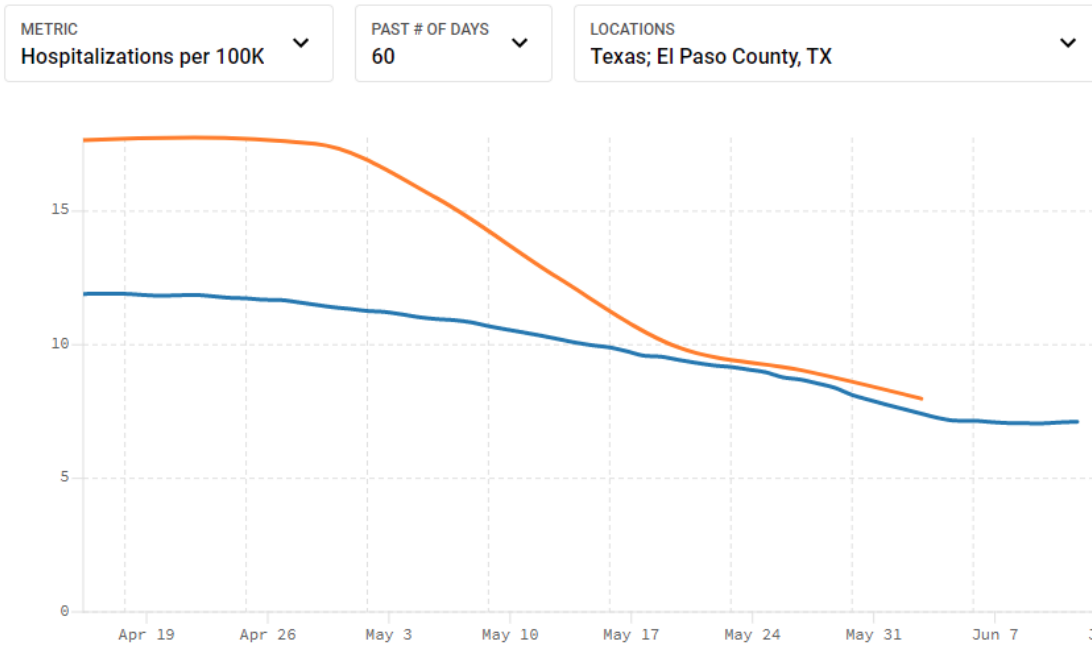
PAST # OF DAYS
60

LOCATIONS
Texas; El Paso County, TX



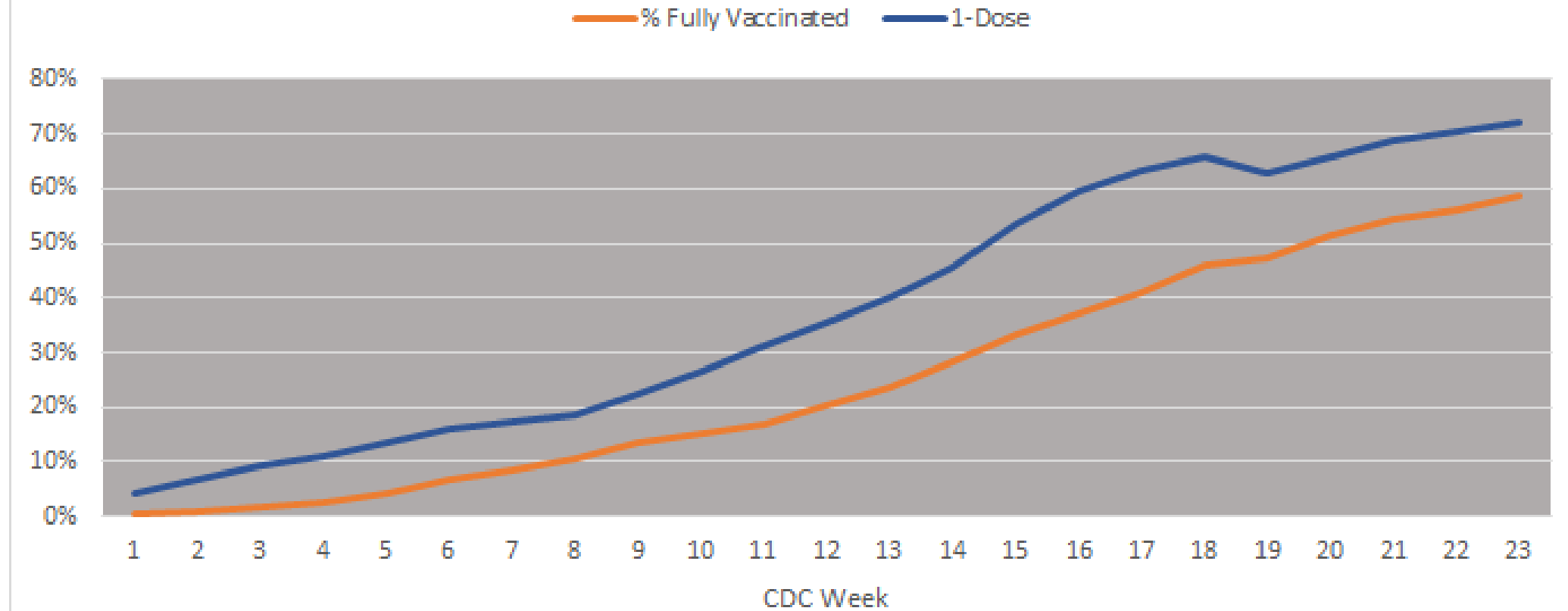


Hospitalizations Comparison



Vaccination in El Paso

% Vaccinations El Paso, Co





5. City Manager Wrap Up

Tommy Gonzalez



Thank you!