



COVID-19 Response + Recovery

Cross-Functional Team Update

6.6.22

Table of Contents

- 1. Overview (Tommy Gonzalez)**
- 2. City Attorney Overview (Karla Nieman)**
 - a) Greg Abbott, in his official capacity as Governor of Texas v. City of El Paso & Statewide Mask Mandate Litigation**
 - b) Additional Updates**
- 3. Team Lead Report:**
 - a) Health Focus (Hector Ocaranza, M.D.)**
- 4. City Manager Wrap-up (Tommy Gonzalez)**



1. Overview

Tommy Gonzalez

2. City Attorney Overview


June 6, 2022

City Attorney Overview

1. Greg Abbott, in his official capacity as Governor of Texas v. City of El Paso & Statewide Mask Mandate Litigation
2. Additional Updates

Greg Abbott, in his official capacity as Governor of Texas v. City of El Paso & Statewide Mask Mandate Litigation

Texas Courts of Appeal



4 th Tex. App.	<ul style="list-style-type: none">• Abbott v. City of San Antonio
5 th Tex. App.	<ul style="list-style-type: none">• Abbott v. Clay Jenkins
8 th Tex. App.	<ul style="list-style-type: none">• Abbott v. City of El Paso
NO UPDATE	

Additional Updates

Texas Supreme Court Emergency Order

51st Emergency Order Regarding COVID-19

- Effective June 1, 2022- August 1, 2022

Continues to allow for remote hearings in all cases except some criminal jury proceedings

Continues authorizing all courts to require or allow remote hearings

The El Paso Municipal Court anticipates resuming in person jury trials on June 23, 2022.





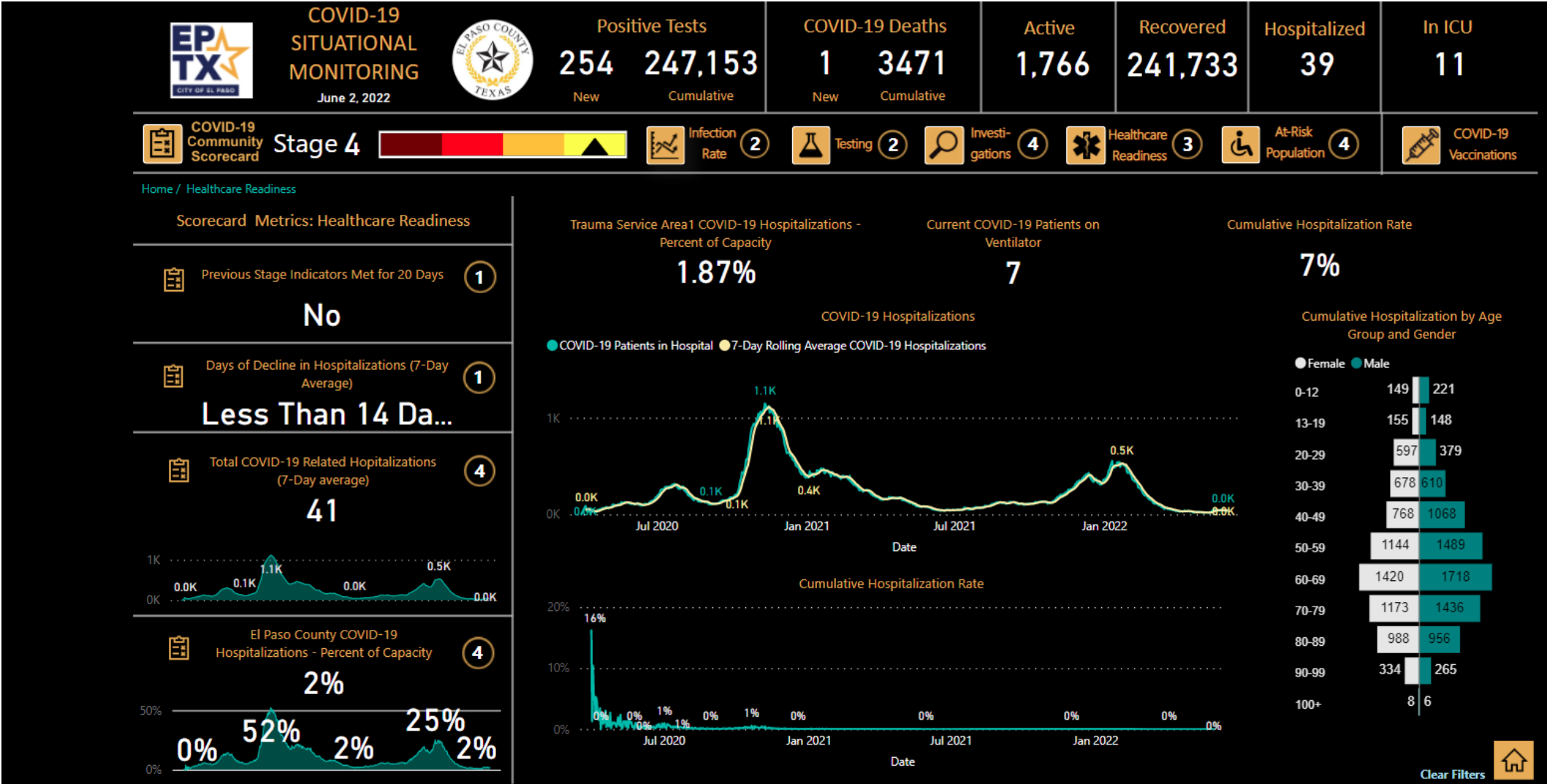
3. Team Lead Report



a. Health Focus

Hector I. Ocaranza, M.D.

COVID-19 Summary



What we know

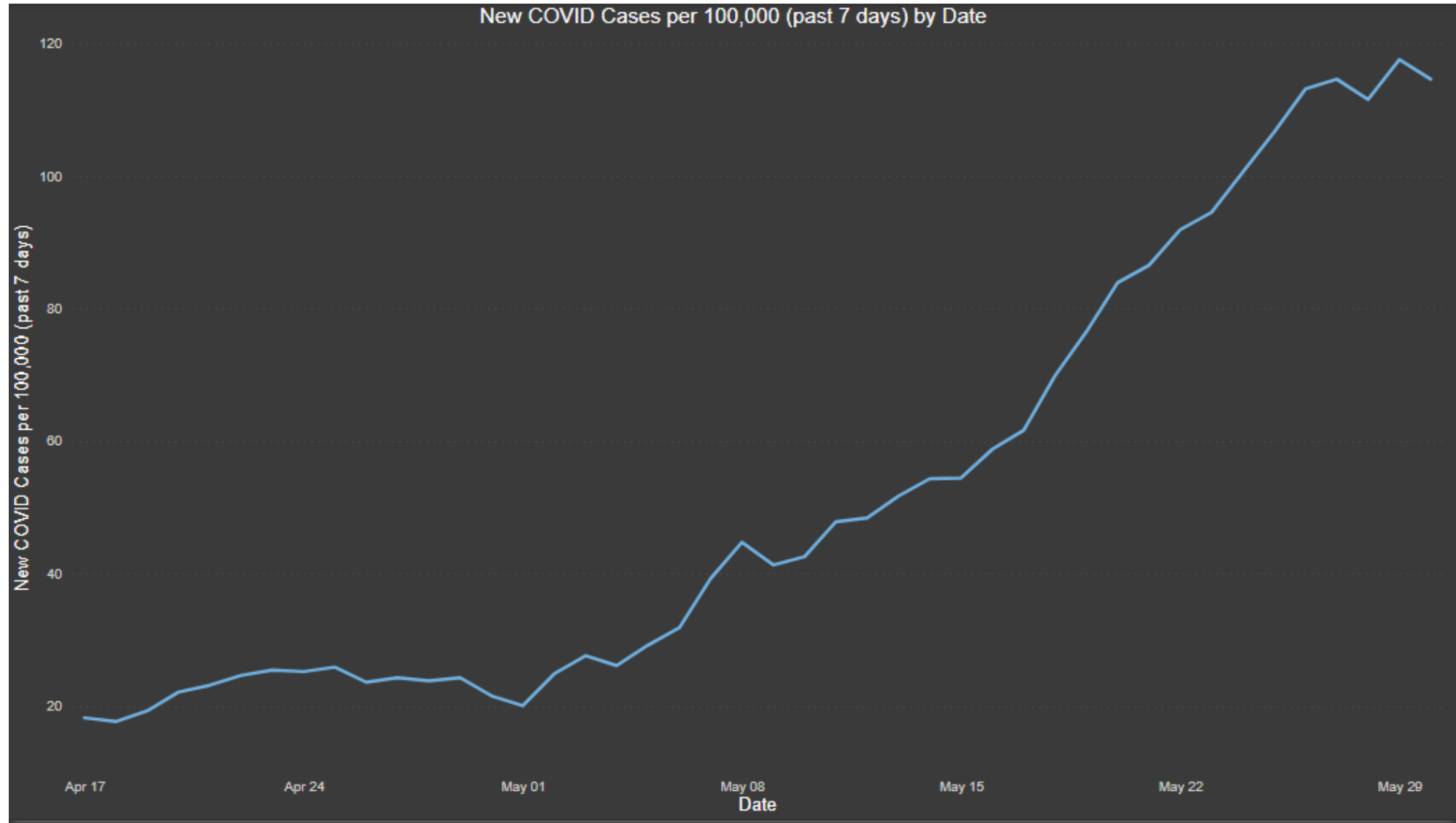
- Number of new cases are growing rapidly
- Number of new cases is a small fraction of what is really happening
- COVID Hospitalizations have increased 68% from the beginning of May but level remains low
- Vaccine effective against severe COVID disease, prevents hospitalization and death
- More breakthrough infections due to waning immunity, variants and immune escape.
- Fluctuations in the metrics will happen

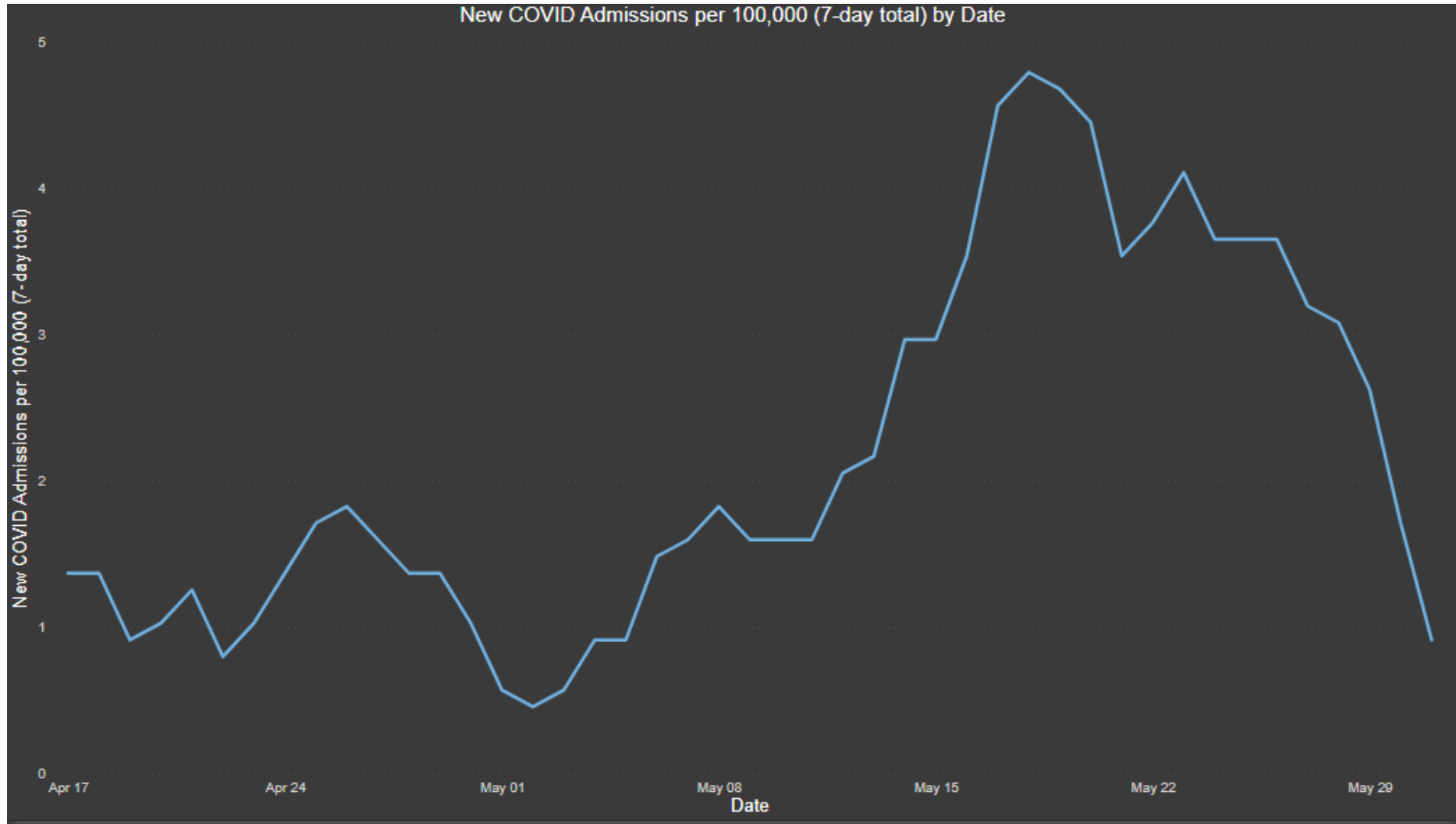
Community Level Metrics

New Cases ¹ (per 100,000 population in the last 7 days)	Indicator	Low	Medium	High
<200 cases	New COVID-19 admissions per 100,000 population (7- day total) ²	<10.0	10.0-19.9	≥20.0
	Percent of staffed inpatient beds in use by COVID-19 patients (7-day average) ³	<10.0%	10.0-14.9%	≥15.0%
≥200 cases	New COVID-19 admissions per 100,000 population (7- day total)	NA	<10.0	≥10.0
	Percent of staffed inpatient beds in use by COVID-19 patients (7-day average)	NA	<10.0%	≥10.0%

The COVID-19 Community Level is determined by the higher of the new admissions and inpatient beds metrics, based on the current level of new cases per 100,000 population in the past 7 days.

New COVID cases per 100,000







4. City Manager Wrap-up

Tommy Gonzalez



Thank you!