



# Budget Update Chime In! Kick-off

April 12, 2021



# Integrated Budget Process





---

# FY 2023 Budget Process

## Key Dates

- April 18 - Chime In! Kickoff
- May 31 - Last day for Chime-In
- June 1 - Council one-on-one budget briefings start
- June 27 - Goal Team budget presentations



# FY 2023 Budget Process

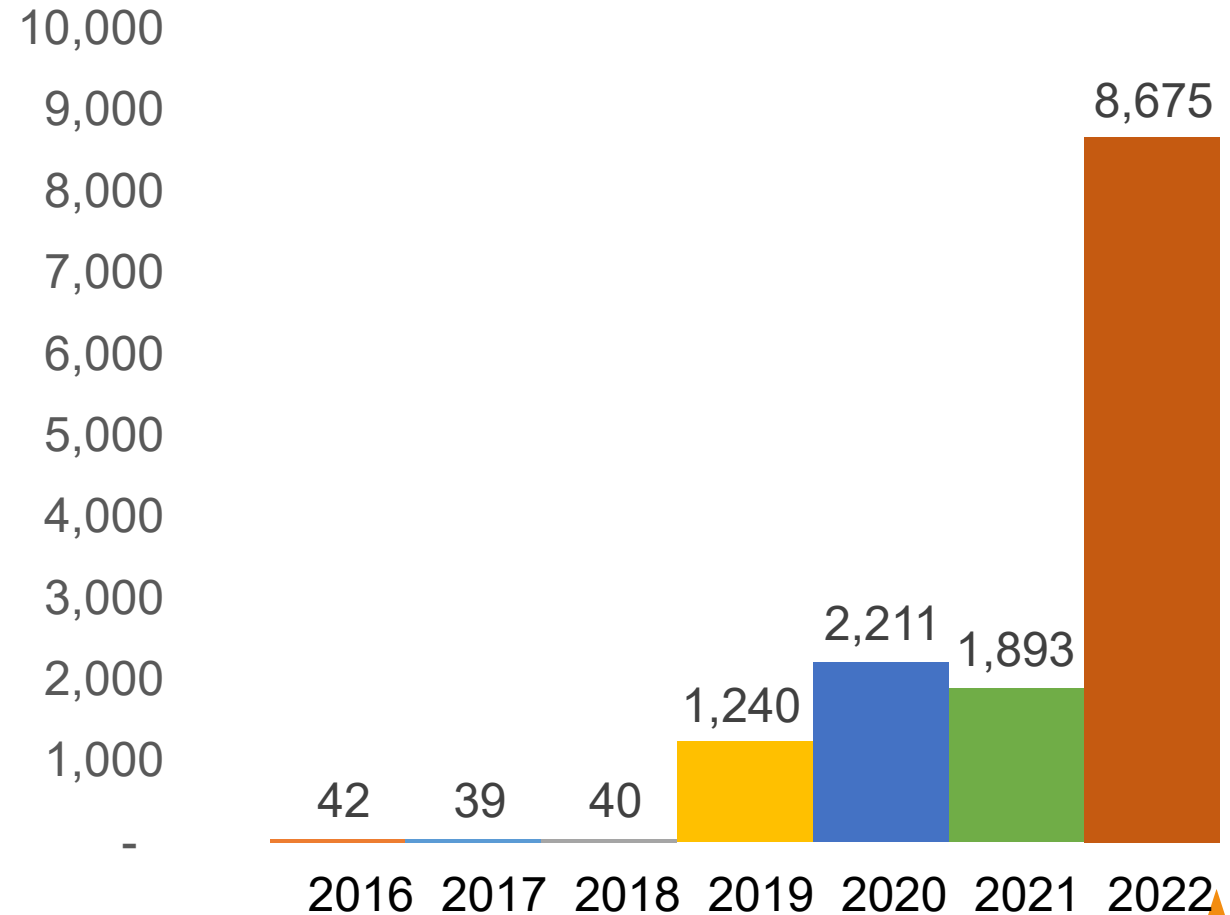
## Key Dates

- July 25 - Receive certified property valuations
- August 2 - Special City Council meeting (introduce tax rate)
- August 9 - 1<sup>st</sup> public hearing on the tax rate
- August 16 - City Council adopts FY 2023 budget and tax rate

# Chime In! Survey

- Launch date will be **Monday, April 18th**
- Focuses on more detailed questions to participants
- Media, social media, 311 App, Digital Signage, QR Code
- Focus Groups on top priorities

## Citizen Participation



# City Council Budget Requests



# Council Budget Requests

- Requests will be accepted throughout entire process, but encourage you to submit early
- Process Improvement
  - White Belt project – OMB & Performance Office
  - Voice of the Customer

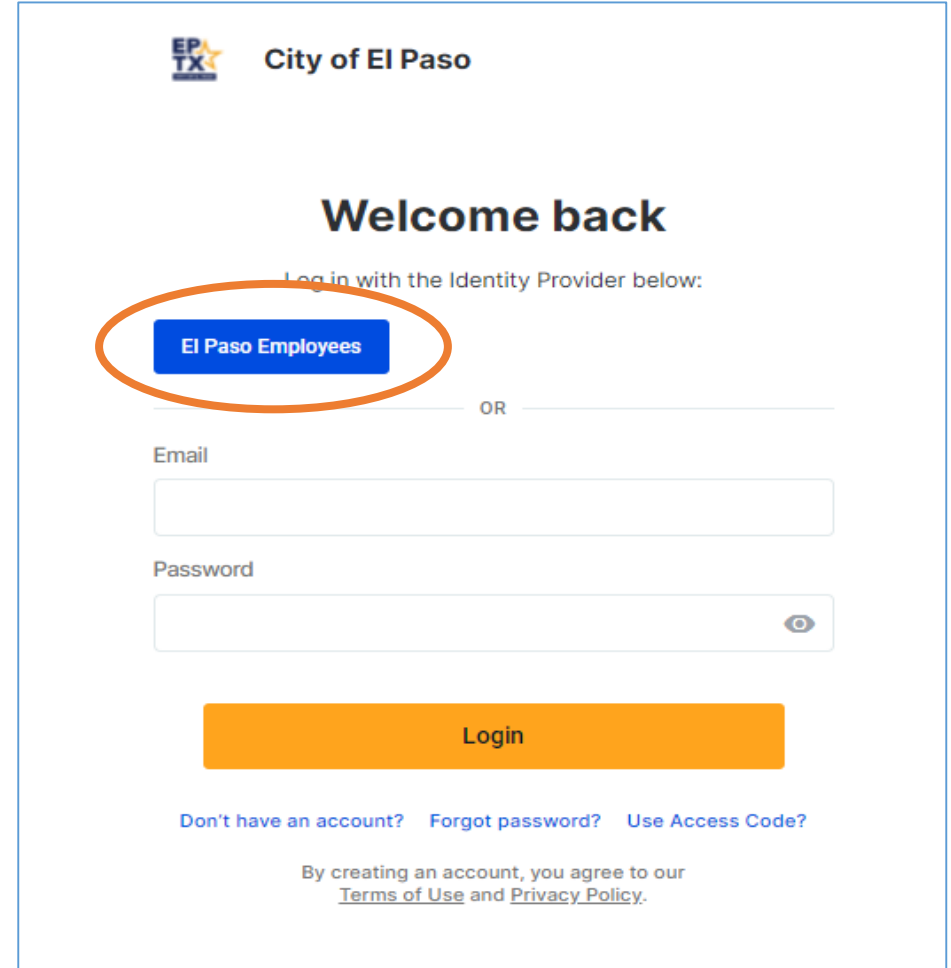
# CBR Access



Link for Council Budget Requests

<https://elpasotx.seamlessdocs.com/f/CBRFORM>

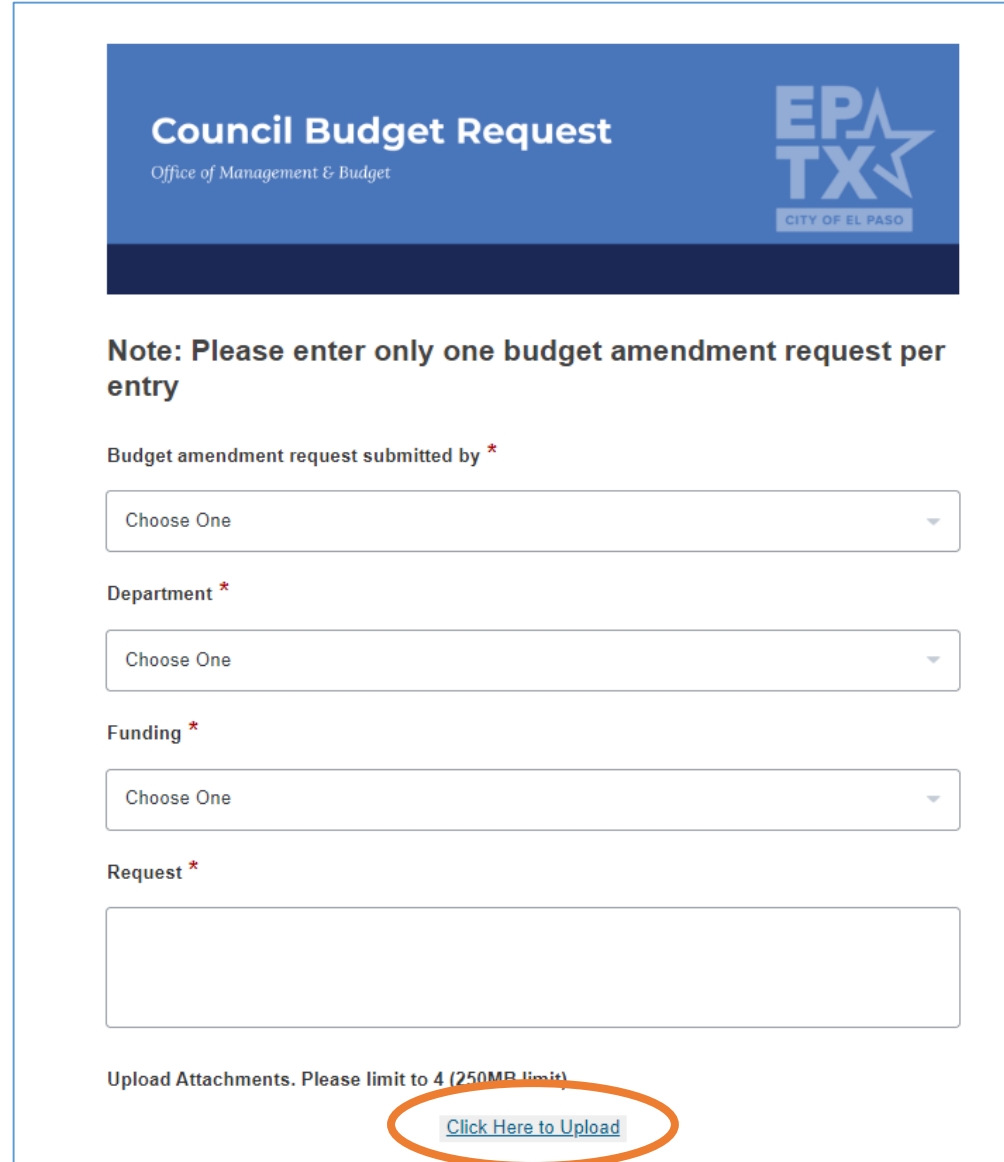
Click on “El Paso Employees” link and follow the instructions

A screenshot of the City of El Paso login page. At the top left is the EP TX logo, and at the top right is the text 'City of El Paso'. The main heading is 'Welcome back'. Below it, the text 'Log in with the Identity Provider below:' is followed by a blue button labeled 'El Paso Employees', which is circled in orange. To the right of the button is the word 'OR'. Below this are input fields for 'Email' and 'Password'. The 'Password' field has a toggle icon on the right. At the bottom is a large orange 'Login' button. Below the button are links for 'Don't have an account?', 'Forgot password?', and 'Use Access Code?'. At the very bottom, a line of text states: 'By creating an account, you agree to our [Terms of Use](#) and [Privacy Policy](#).'



# CBR Access

- Fill all required fields
- Availability to attach up to 4 files
- E-mail and PDF confirmation upon submittal
- Form is compatible with mobile phones and tablets



The screenshot displays the 'Council Budget Request' form for the City of El Paso. The header features the title 'Council Budget Request' and the 'Office of Management & Budget' on a blue background, alongside the 'EP TX CITY OF EL PASO' logo. A note specifies that only one budget amendment request per entry is allowed. The form includes four dropdown menus for 'Budget amendment request submitted by', 'Department', 'Funding', and 'Request', each with a 'Choose One' option. Below these is a text area for the request details. At the bottom, there is a section for 'Upload Attachments' with a limit of 4 files (250MB each) and a blue button labeled 'Click Here to Upload' which is circled in orange.

**Council Budget Request**  
Office of Management & Budget

**EP TX**  
CITY OF EL PASO

**Note: Please enter only one budget amendment request per entry**

Budget amendment request submitted by \*

Choose One

Department \*

Choose One

Funding \*

Choose One

Request \*

Upload Attachments. Please limit to 4 (250MB limit)

[Click Here to Upload](#)

## MISSION



Deliver exceptional services to support a high quality of life and place for our community

## VISION



Develop a vibrant regional economy, safe and beautiful neighborhoods and exceptional recreational, cultural and educational opportunities powered by a high performing government



## VALUES

Integrity, **R**espect, **E**xcellence,  
**A**ccountability, **P**eople