



# BUDGET UPDATE

December 14, 2021



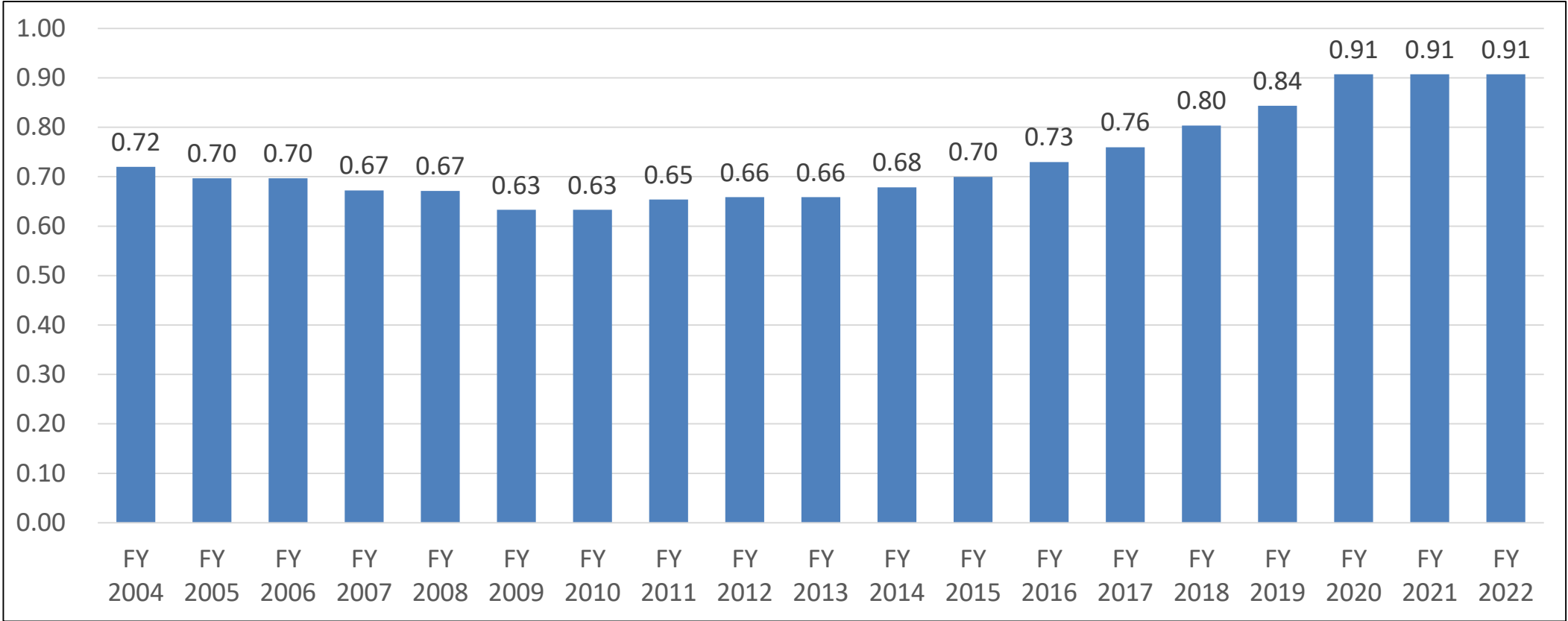
---

# Focusing on Priorities and Needs

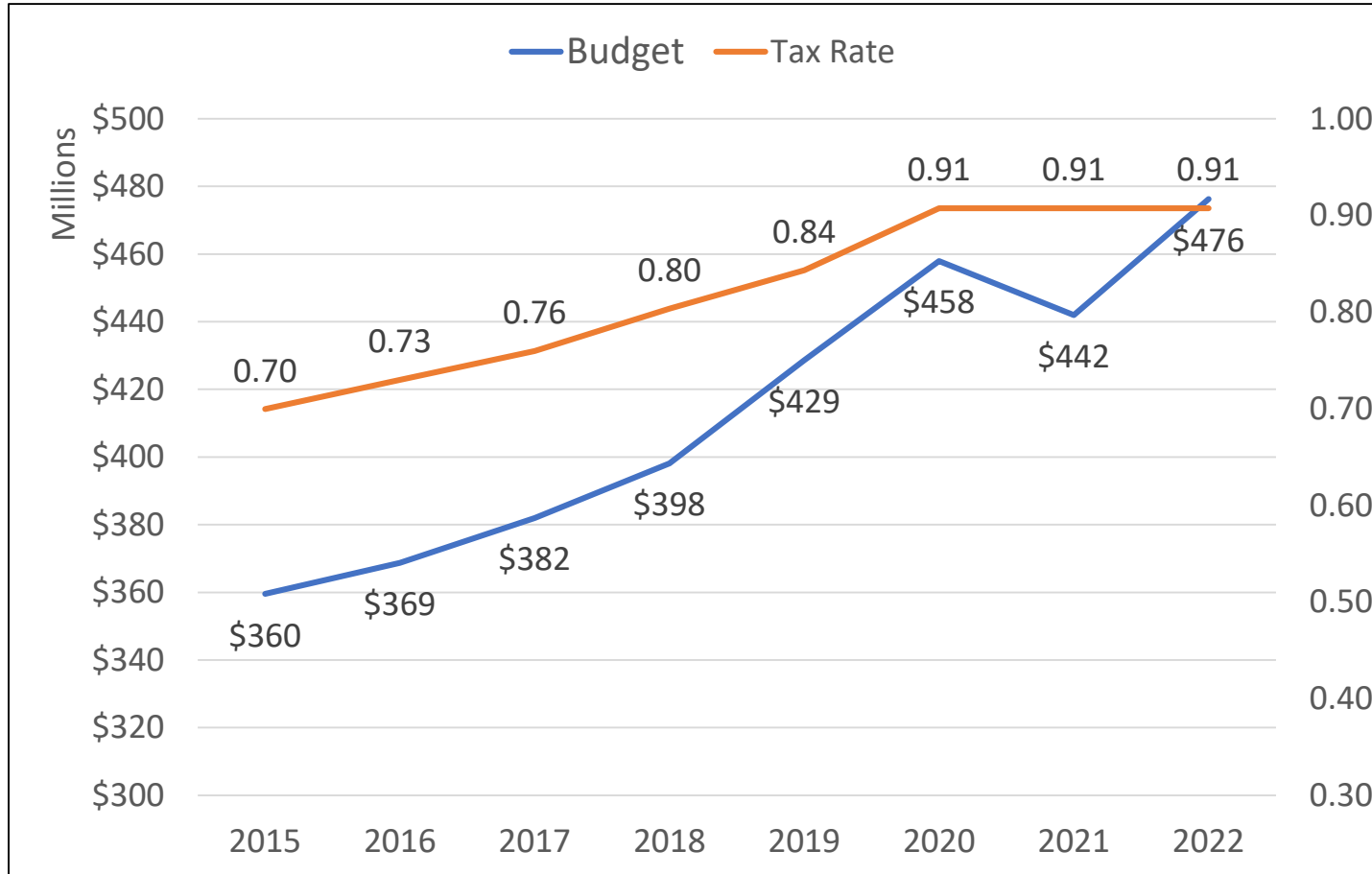
- Continuing Financial Transformation – high performing government
- Providing more tax savings for seniors and disabled
- Complete Quality of Life Bond Projects and building annual operations and maintenance costs into the budget
- Continue Public Safety investments – increasing staffing, collective bargaining agreements, and annual set aside funds for fleet and capital replacement
- Focus on Critical infrastructure – set-aside funding for street resurfacing projects
- Continue Workforce Investments – Compensation, healthcare, wellness, training



# Historical Property Tax Rate



# General Fund Budget and Tax Rate Comparison



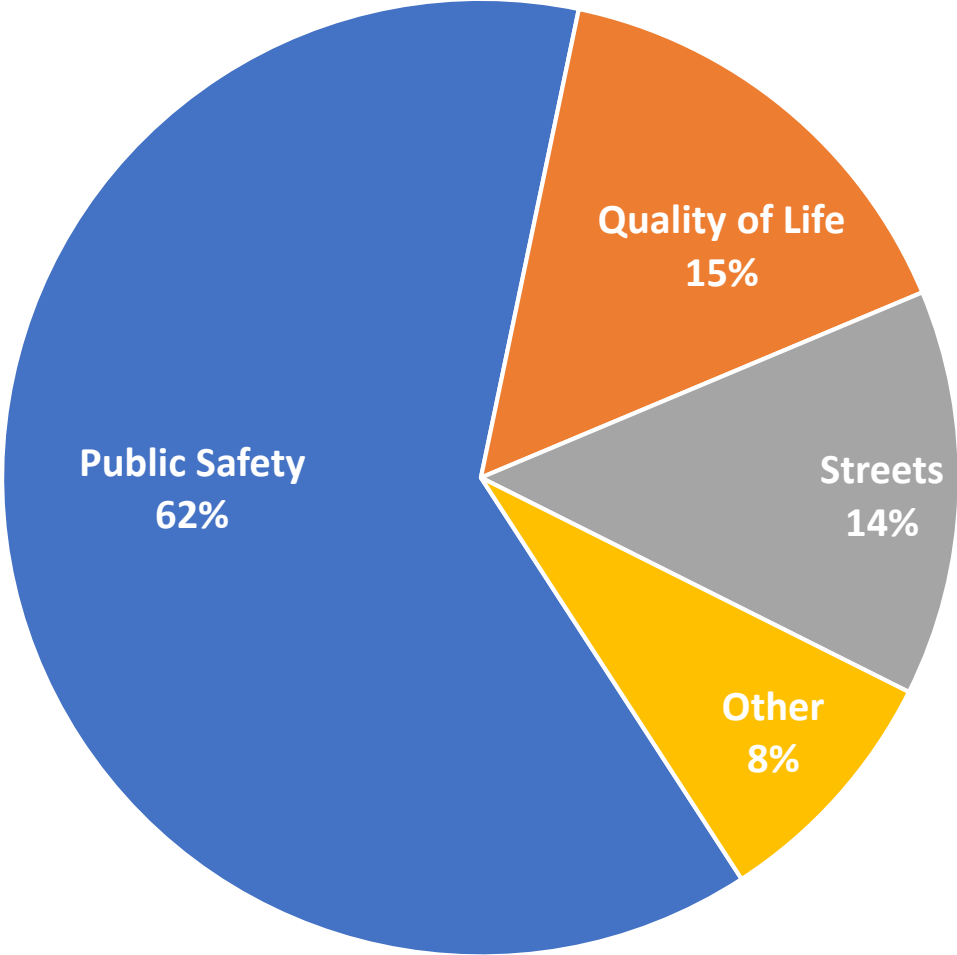
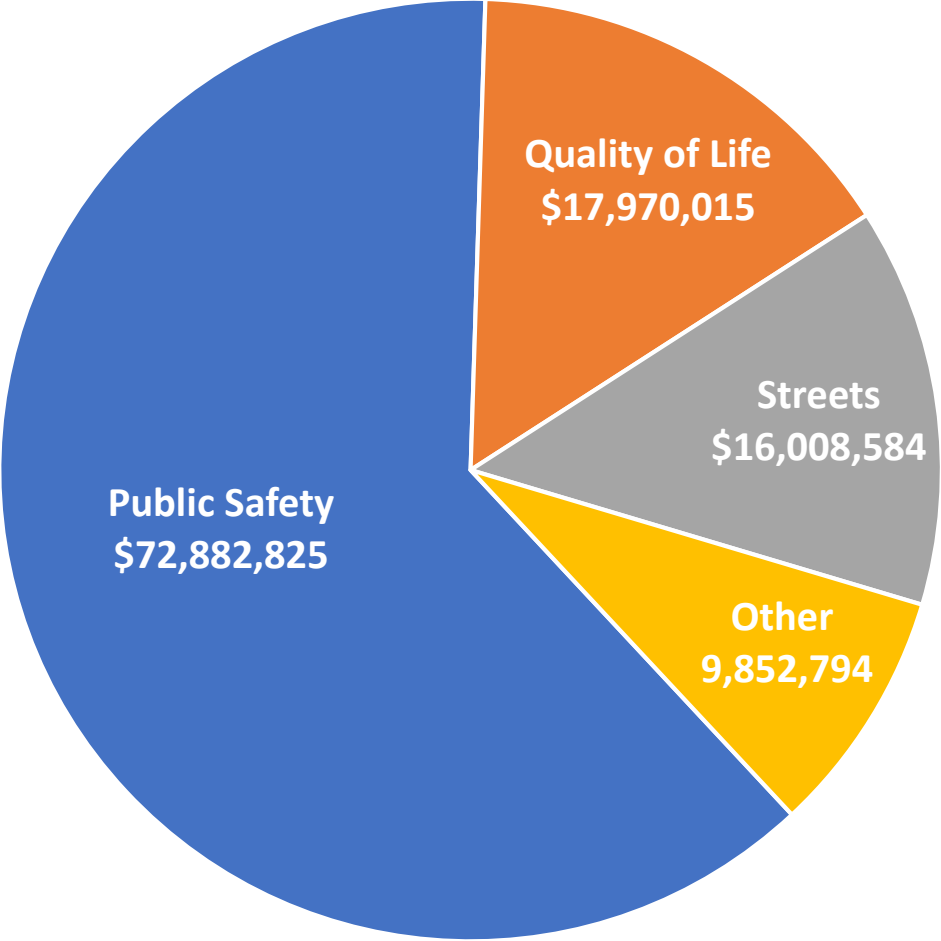
- Since 2015
  - \$116.7 million increase in the budget
  - 21 cent increase in the tax rate
  - Largest driver has been public safety \$72.9 million, equivalent to 20 cents on the tax rate

# FY 2015 to FY 2022 General Fund Budget Comparison



Goal	FY 2015 Budget	FY 2022 Budget	\$ Variance
Goal 1: Economic Development	1,672,509	1,961,689	289,180
Goal 2: Public Safety	217,671,022	290,553,847	72,882,825
Goal 3: Visual Image	7,705,938	6,950,879	(755,059)
Goal 4: Quality of Life	35,459,260	53,429,275	17,970,015
Goal 5: Communication	19,671,930	21,442,986	1,771,056
Goal 6: Sound Governance	34,208,073	41,569,626	7,361,553
Goal 7: Infrastructure	36,559,309	52,567,893	16,008,584
Goal 8: Healthy, Sustainable Community	6,568,605	7,754,668	1,186,063
<b>Total</b>	<b>\$359,516,646</b>	<b>\$476,230,863</b>	<b>\$116,714,217</b>

# General Fund Budget Increase Since FY 2015



---

# Expanded Investment in Public Safety

## Staffing

- Since the summer of 2015 (FY 2016) the Police and Fire budgets have increased by over \$70 million
- Police staffing plan to add a net increase of 300 Officers began in FY 2016
- Additional investments include the Crisis Intervention Team and an increase 911 Communicators

## Fleet/Capital Replacement

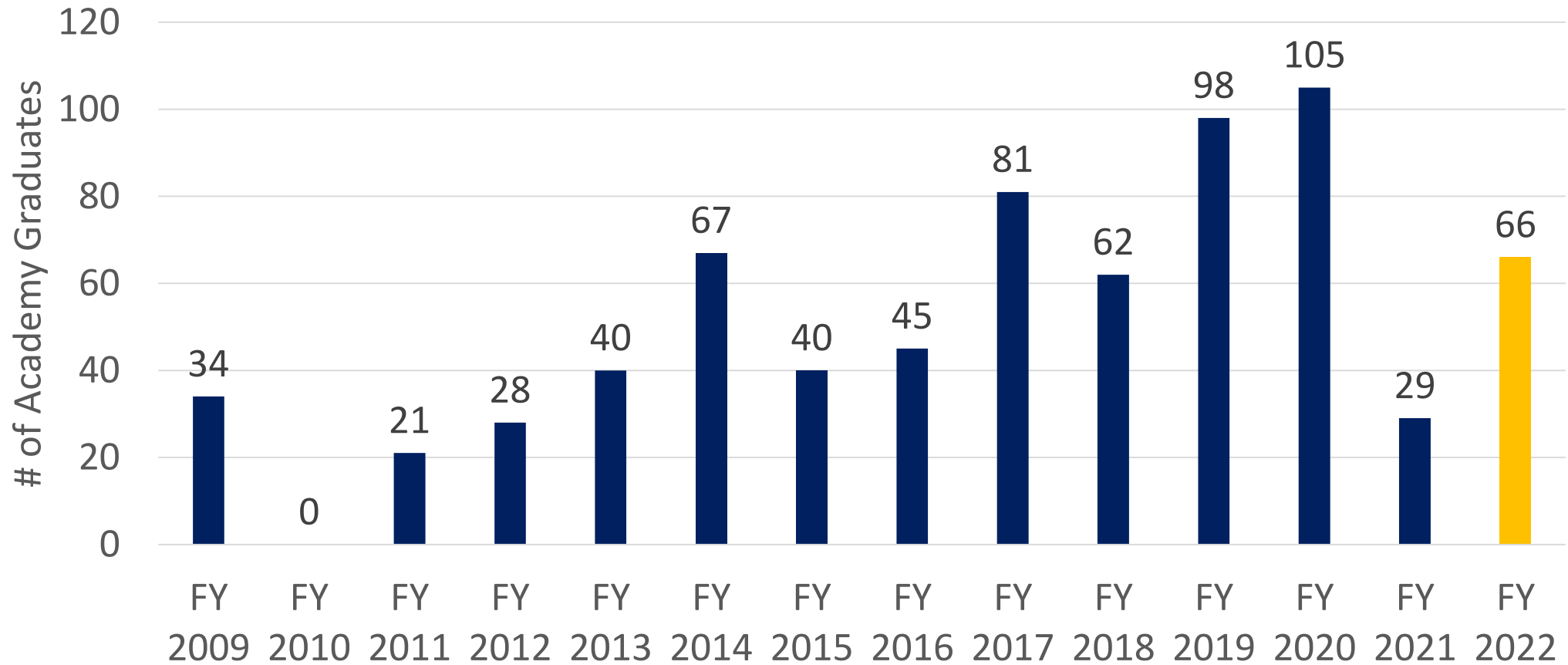
- Implementation of set-aside (pay-go) funding to minimize use of debt
- Current budget includes \$7.8 for fleet and capital replacement

## 2019 Public Safety Bonds

- \$167.3 million, or 40%, of the total \$413.1 million in bonds have been issued



# Academy Graduates



*\*FY 2022 is an estimate based on current number of cadets and subject to change.*

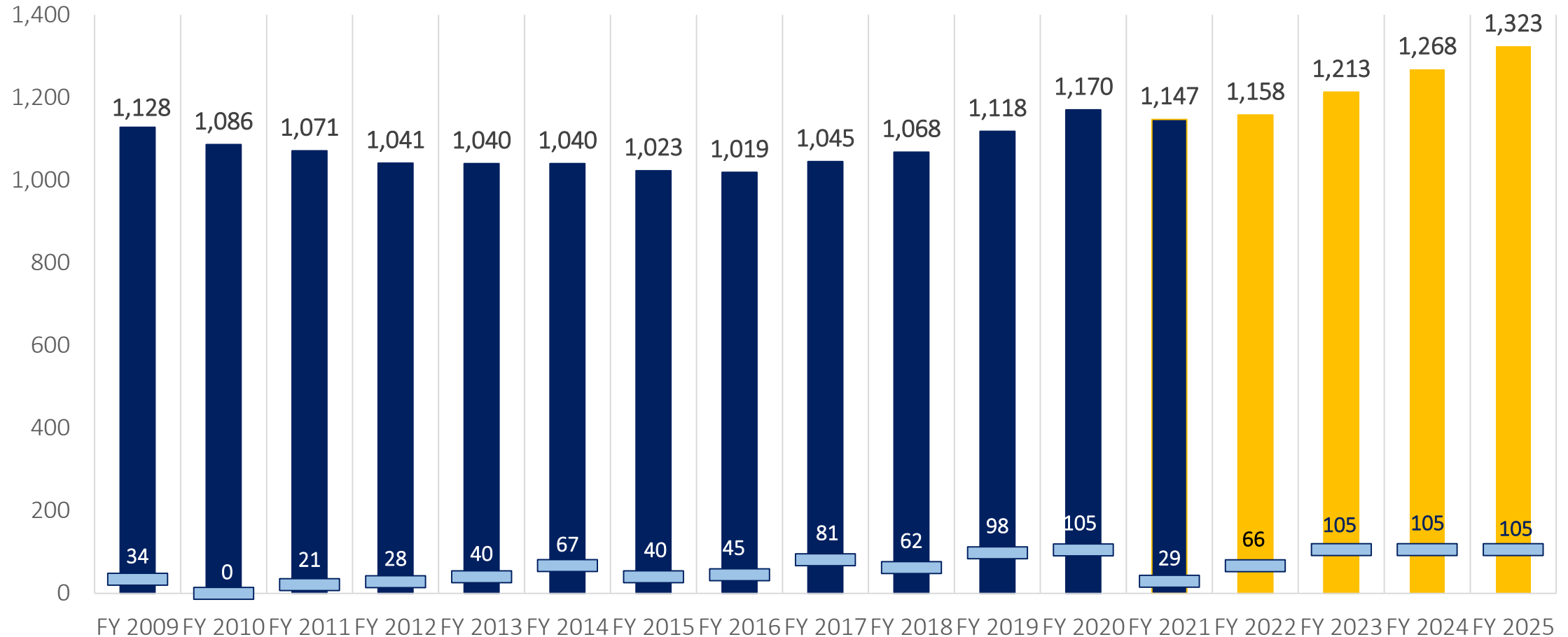




# Future Police Academies

	<u>FY 2023</u>	<u>FY 2024</u>	<u>FY 2025</u>	<u>FY 2026</u>	<u>FY 2027</u>
<b>Academy 1</b>	40	40	40	40	40
<b>Academy 2</b>	40	40	40	40	40
<b>Attrition</b>	25	25	25	15	14
	<b>105</b>	<b>105</b>	<b>105</b>	<b>95</b>	<b>94</b>
<b>Net Increase</b>	<b>55</b>	<b>55</b>	<b>55</b>	<b>35</b>	<b>35</b>
<b>Cost</b>	\$ 3,589,099	\$ 3,582,717	\$ 3,571,548	\$ 3,247,280	\$ 3,215,053

# Uniformed Police Staffing and Academy Graduates



\*FY 2022 – FY 2025 are estimates (includes assumptions on attrition and number of academy graduates to reach net 300 increase by FY 2025)

# Street Investment

## Pay-go Funding

Category	FY 2016	FY 2017	FY 2018	FY 2019	FY 2020	FY 2021	FY 2022
NTMP	-	-	-	-	200K	200K	250K
ADA On Demand	500K	250K	516K	500K	500K	-	500K
Residential Resurfacing	-	-	-	7.0M	6.6M	-	17.0M
Arterial Resurfacing	-	-	-	-	1.5M	3.0M	3.0M
Vision Zero	-	-	-	-	-	-	1.8M
<b>Total</b>	<b>500K</b>	<b>250K</b>	<b>516K</b>	<b>7.5M</b>	<b>8.8M</b>	<b>3.2M</b>	<b>22.55M</b>

**Total Investment of \$43.3 million**



# Quality of Life Bond Projects



## Total of 165 projects completed

Adrian Garcia Park

Angora Loop Median Improvements NIP III

Argal Park at Las Palmas (Las Palmas/Pendale Community Park)

Aztec & Navajo SW Gap NIP III

Aztec and Mescalero Traffic Circle

Balsam Sidewalk Gaps

Barron Park

Bartlett Park Improvements

Blackie Chesher Flat Field Installation

Blackie Chesher Lighted Flat Fields (Outdoor Sports Field Lighting)

Blackie Chesher Metal Shade Canopy

Bookmobile Purchase

Borderland Park Improvements NIP III

Brisa Del Este Park Improvements

Carlos Bombach Park (NIP)

Chamizal Recreation Center

Chihuahuan Desert Exhibit Complex

Chuck Heinrich Park (NIP)

Cielo Vista Ramps (NIP II)

Cimarron Unit 1 Metal Shade Canopy

Citywide Play Equipment Installation Group 1

Citywide Play Equipment Installation Group 2

Clardy Fox Library Renovations

Clifford Ponding Area Improvements NIP III

Coronado Curb Cut Improvements (NIP)

Coyote Park - Citywide Canopy Installation

Coyote Park Amenities NIP III

Crestmont Canopy over playground

Crestmont Park Improvements

Dick Shinaut Canopy over playground

Digital Wall (History Museum)

Roof Drain Alterations

Digital Wall @ History Museum

District 2 Lost Kingdom Water Park

District 4 Neighborhood Water Park

District 7 Chapoteo Neighborhood Water Park

Downtown Benches (NIP)

Downtown Pedestrian Pathways

Plaza/EPMA Loading Area, Sheldon Court, Convention Center Improvements

E.L. Williams Park Improvements-NIP II

East Cave Park (Tierra Del Este #64) Improvements- NIP II

Eastside Regional Park Phase 1:

Oasis Water Park

Recreation Center

50 Meter Pool

Eastside Senior Center (Pebble Hills) Expansion

Eastside Sports Complex Design/Build Phase 1

Eastwood Dam – Wrought Iron Gate Improvements (NIP)

Eastwood (Album) Metal Shade Canopy

Edgemere Park NIP III

Escondido, Robles & Espada SW Gaps NIP III

Esperanza Moreno Library Improvements

Ethel & Edgar Sidewalk Gaps (NIP II)

Gallagher Street Sidewalk Improvements (NIP)

H.T. Ponsford Park Improvements- NIP II

Haddox Family Park Improvements

Hawkins Pool Roof Replacement

Historic Entrance Sign - Manhattan Heights neighborhood- NIP II

Houston Park Improvements NIP III

Hugo Meyer & Galaztan Sports Lighting

Irwin J Lambka Metal Shade Canopy

Jack D Quarles Park Improvements NIP III



# Quality of Life Bond Projects



## Total of 165 projects completed

James Grant Area Residential Street Lights NIP III	Mission Hills Park Improvements (NIP)	Patriot Place Park Improvements (NIP)
James Schwitters Park (Fiesta/Coronado Park)	Montoya Heights Park Improvements NIP III	Pavo Real Enhanced Spray Park
Jan Sumrall Trailhead Playground Installation	Mountain View Park Improvements	Pico Norte Outdoor Sports Field Lighting
John Lyons/ Cheryl Ladd Park QOL	Mountain View Park Lights Improvements NIP III	Polly Harris Doors
Johnson Basin	Museum of Archaeology ADA upgrade	Ponder Park Improvements(All Abilities Playground)
Jorge Montalvo Park Improvements	Museum of Archaeology Gazebo	Ponder Park Outdoor Sports Field Lighting
Jose Cisneros Library Improvements	Museum of Art Gallery Upgrade	Pueblo Viejo Park Improvements- NIP II
Judge Marquez Branch Library	Museum of Art Roof Replacement and HVAC Upgrade	Pueblo Viejo Park Picnic Table Canopies - NIP III
Little River Park Improvements (NIP)	Museum of History Track Lighting	Pueblo Viejo Park Improvements- NIP IV
Lomaland Park Improvements (NIP)	N. Carolina Retaining Wall	Radford Park
Love Road crosswalk and landscaping NIP II	N. Carolina Speed Indicator Signs NIP III	Ranchland Hills Lights (NIP II)
Madeline Park (NIP)	Nations Tobins Metal Shade Canopy	Richard Burges Library Renovation
Madeline Park Improvements	Newman Park Improvements (NIP)	Rim Area Street Signs
Magoffin Park	Newman Park Metal Shade Canopy	Rim Road/Upper Tom Lea Park Improvements-NIP II
Marty Robbins Canopy over Playground	Northeast Regional Park – Skate Park	Rosedale Neighborhood Mile Markers-NIP II
McKelligon Canyon Pavilion Structural Evaluation	Palm Grove Park Improvements	Rutherford Curb Cut Improvements NIP III
Memorial Park Library Branch Expansion	Paseos Del Sol Park Improvements	Sal Berroteran Outdoor Sports Field Lighting

# Quality of Life Bond Projects



## Total of 165 projects completed

Salamanca and Pejamo ADA Ramps

Salvador Rivas Spray Park

San Jacinto Plaza

Sandstone Ranch Estates metal Shade Canopy

Sandstone Ranch Estates Park Improvements-NIP II

Sandstone Ranch Metal Shade Canopy

Sergio Troncoso (Ysleta) Library Improvements

Sergio Troncoso (Ysleta) Library Parking Lot Phase I & II

Shawver Outdoor Sports Lighting

Shawver Park Improvements NIP III

Shawver Renovate Sports Fields

Socorro Rd. Landscaping Improvements NIP III

South American Pavilion Improvements

Sport Field Lighting (Veterans, Nations Tobin, Capistrano)

Stiles Park Handball Court

Sue Young Sports Lighting

Summit Fillmore Park Improvements (NIP)

Sun City Lights – District 5

Sunrise Park Restroom Improvements (NIP)

Sunset Heights and Old San Francisco Historic District Street Signs

Sylvia Carreon ( Lomaland) Recreation Center

Thomas Manor Park Improvements-NIP II

Todd Ware Park Improvements

Todd Ware Park Improvements-NIP II

Trailhead Parking Areas and Amenities - 1000 Steps

Trailhead Parking Areas and Amenities - Lazy Cow

Trailhead Parking Areas and Amenities - Jan Sumrall

Trailhead Parking Areas and Amenities Roundhouse

Travis White Park Improvements

Trowbridge Sidewalk Gap (NIP II)

Valle Bajo (Alameda) Recreation Center/Library Combo & Alameda Flat fields

Valle de Las Misiones Street Lights (NIP)

Ventanas Destiny Metal Shade Canopy

Valley View Street Lights (NIP)

Vista Del Valle Canopy over playground

Wayne Retention Pond Rock Wall - NIP III

Westside Pool

Yucca Metal Shade Canopy

Yucca Park Improvements

Zoo - Africa Red River Hog Exhibit

Zoo - Africa Wild Dog

Zoo - Animal Holding Phase I Improvements

Zoo - Carousel Site Development

Zoo - Education Animal Holding

Zoo - Event Tent

Zoo - Event Tent (additional shade)

Zoo - Giraffe Shade (Support Elements)

Zoo - Kalahari Improvements

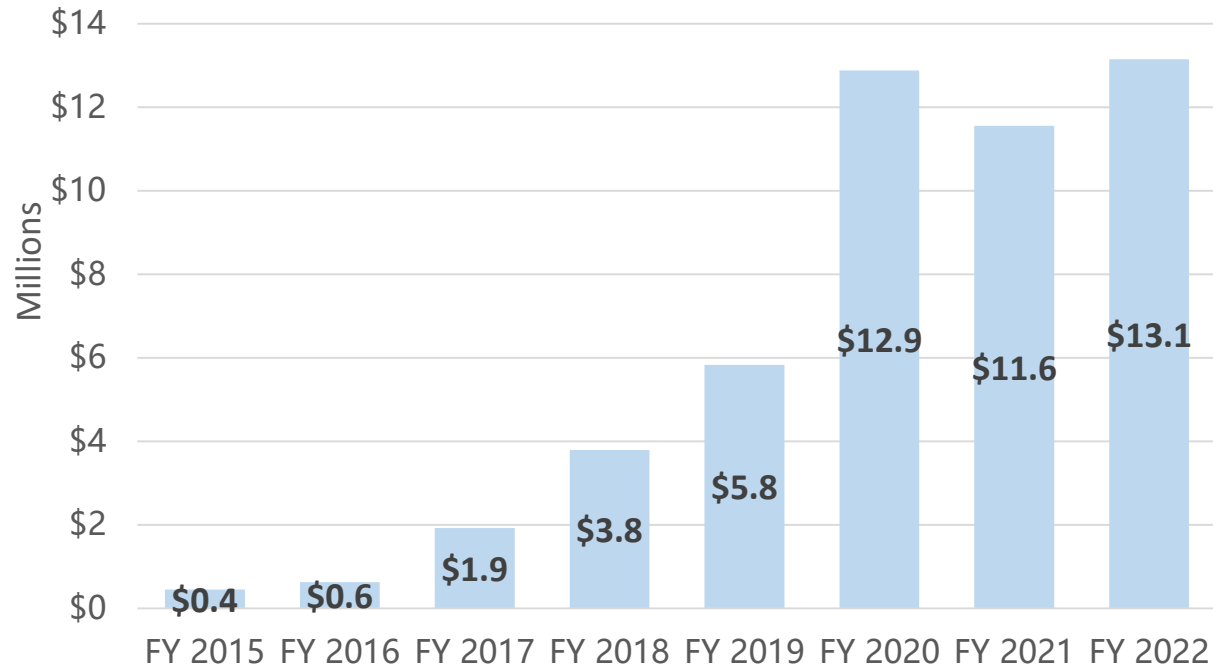
Zoo - Reptile Building

Zoo - South American Aviary

Zoo - Wildlife Theater

Summit Fillmore Park Improvements NIP III

# Quality of Life Bond Projects Cumulative Operations and Maintenance (millions)



- 165 Projects completed
- \$49.7M in total investment for quality of life operating
- 300+ FTEs added for new Quality of life operations

# Workforce Investment Compensation and Healthcare Increases

	FY 2017	FY 2018	FY 2019	FY 2020	FY 2021	FY 2022
Civilian Compensation Increases	ATB 1.5%	ATB 2.0%	ATB 1.5%	ATB 1.0%	Lump Sums \$600/\$300 & \$300/\$150	Equity Adjustments + 1.5% ATB + Lump Sums \$500/\$250 (Everyone)
<b>Total Investment - Compensation &amp; Healthcare</b>	<b>\$ 3.3 M</b>	<b>\$ 5.0 M</b>	<b>\$ 2.2 M</b>	<b>\$ 1.2 M</b>	<b>\$ 4.9 M</b>	<b>\$ 9.3 M</b>

- Six consecutive years of compensation increases
- Two consecutive years with no healthcare increases for employees in FY 2021 & FY 2022
- Total Investment in our workforce of **\$25.9 million**

\*ATB = Across the Board

Please note that FY 2022 lump sums includes both civilian and uniform employees





## Mission

Deliver exceptional services to support a high quality of life and place for our community



## Vision

Develop a vibrant regional economy, safe and beautiful neighborhoods and exceptional recreational, cultural and educational opportunities powered by a high performing government



## Values

Integrity, Respect, Excellence, Accountability, People