

Renard U. Johnson
Mayor

Dionne Mack
City Manager



CITY COUNCIL
Alejandra Chávez, District 1
Josh Acevedo, District 2
Deanna Maldonado-Rocha, District 3
Cynthia Boyar Trejo, District 4
Ivan Niño, District 5
Art Fierro, District 6
Lily Limón, District 7
Chris Canales, District 8

NOTICE OF WORK SESSION OF THE EL PASO CITY COUNCIL

April 14, 2025
COUNCIL CHAMBERS, CITY HALL, 300 N. CAMPBELL AND VIRTUALLY
9:05 AM

Notice is hereby given that a Work Session of the City Council of the City of El Paso will be conducted on April 14, 2025 at 9:05 A.M. Members of the public may view the meeting via the following means:

Via the City's website. <http://www.elpasotexas.gov/videos>
Via television on City15,
YouTube: <https://www.youtube.com/user/cityofelpasotx/videos>

In compliance with the requirement that the City provide two-way communication for members of the public, members of the public may communicate with Council regarding agenda items by calling the following number:

1-915-213-4096 or Toll free number: 1-833-664-9267

At the prompt please enter the corresponding Conference ID: 425-907-580#

The public is strongly encouraged to sign up to speak on items on this agenda before the start of this meeting on the following link:

<https://app.smartsheet.com/b/form/7086be5f4ed44a239290caa6185d0bdb>

The following members of City Council will be present via video conference:

A quorum of City Council must participate in the meeting.

AGENDA

1. Presentation and discussion on Robert's Rules of Order. [25-415](#)
All Districts
City Clerk's Office, Laura D. Prine, (915) 212-0049
2. Presentation, Discussion, and Action on the Economic & International [25-336](#)

Development International Program and adoption of the City of El Paso's International Policy Agenda.

All Districts

Economic and International Development, Adriana Pulecio, (915) 212-0094

3. Presentation on 2026 El Paso Days in DC. [25-459](#)

All Districts

City Manager's Office, Omar Martinez, (915) 525-0361

4. Presentation and discussion on the Fiscal Year 2024-2025 Second Quarter Financial Report. [25-456](#)

All Districts

City Manager's Office, Bonnie Cordova, (915) 212-1412

City Manager's Office, Robert Cortinas, (915) 212-1067

EXECUTIVE SESSION

The City Council of the City of El Paso may retire into EXECUTIVE SESSION pursuant to Section 3.5A of the El Paso City Charter and the Texas Government Code, Chapter 551, Subchapter D, to discuss any of the following: (The items listed below are matters of the sort routinely discussed in Executive Session, but the City Council of the City of El Paso may move to Executive Session any of the items on this agenda, consistent with the terms of the Open Meetings Act and the Rules of City Council.) The City Council will return to open session to take any final action and may also, at any time during the meeting, bring forward any of the following items for public discussion, as appropriate.

- Section 551.071 CONSULTATION WITH ATTORNEY
- Section 551.072 DELIBERATION REGARDING REAL PROPERTY
- Section 551.073 DELIBERATION REGARDING PROSPECTIVE GIFTS
- Section 551.074 PERSONNEL MATTERS
- Section 551.076 DELIBERATION REGARDING SECURITY DEVICES OR SECURITY AUDITS
- Section 551.087 DELIBERATION REGARDING ECONOMIC DEVELOPMENT NEGOTIATIONS
- Section 551.089 DELIBERATION REGARDING SECURITY DEVICES OR SECURITY AUDITS; CLOSED MEETING

Goal 6: Set the Standard for Sound Governance and Fiscal Management

Discussion and action on the following:

- EX1.** Application of El Paso Electric Company to Change Rates - PUC#57568; HQ#UTILITY-60 (551.071) [25-475](#)

City Attorney's Office, Matt Marquez, (915) 212-0033

- EX2.** Application of El Paso Electric Company's Approval to Implement a Time-Varying Rate Pilot Program - PUC#56658; HQ#UTILITY-41 (551.071) [25-476](#)

City Attorney's Office, Matt Marquez, (915) 212-0033

EX3. Application of El Paso Electric Company for Approval of a Military Resiliency Services Tariff; HQ#UTILITY-52 (551.071) [25-477](#)

City Attorney's Office, Roberto Aguinaga, (915) 212-0033

EX4. Discussion on purchase, exchange, lease, or value of real property in El Paso; HQ 25-4751 (551.071) (551.072) (551.087) [25-479](#)

City Attorney's Office, Ignacio Troncoso, (915) 212-0033
Capital Improvement Department, Yvette Hernandez, (915) 212-0065

ADJOURN

NOTICE TO THE PUBLIC:

Sign Language interpreters are provided for Regular City Council Meetings. If you need Spanish Interpretation Services, please email CityClerk@elpasotexas.gov by 12:00 p.m. on the Friday before the meeting.

Si usted necesita servicios de interpretación en español, favor de enviar un correo electrónico a CityClerk@elpasotexas.gov a mas tardar a las 12:00 p.m. del viernes previo a la fecha de la junta.

ALL REGULAR CITY COUNCIL AGENDAS ARE PLACED ON THE INTERNET THURSDAY PRIOR TO THE MEETING AT THE ADDRESS BELOW:

<http://www.elpasotexas.gov/>



El Paso, TX

300 N. Campbell
El Paso, TX

Legislation Text

File #: 25-415, Version: 1

**CITY OF EL PASO, TEXAS
LEGISTAR AGENDA ITEM SUMMARY FORM**

DISTRICT, DEPARTMENT, CONTACT INFORMATION:

*Please choose District and Department from drop down menu. Please post exactly as example below.
No Title's, No emails. Please use ARIAL 10 Font.*

All Districts

City Clerk's Office, Laura D. Prine, (915) 212-0049

AGENDA LANGUAGE:

This is the language that will be posted to the agenda. Please use ARIAL 11 Font.

Presentation and discussion on Robert's Rules of Order.

CITY OF EL PASO, TEXAS
AGENDA ITEM
DEPARTMENT HEAD'S SUMMARY FORM



DEPARTMENT: City Clerk's Office

AGENDA DATE: 4/14/25

PUBLIC HEARING DATE: N/A

CONTACT PERSON NAME: Laura D. Prine

PHONE NUMBER: (915) 212-0049

DISTRICT(S) AFFECTED: All Districts

STRATEGIC GOAL:

Goal 6: Set the Standard for Sound Governance and Fiscal Management

SUBGOAL:

SUBJECT:

Presentation and discussion on Robert's Rules of Order.

BACKGROUND / DISCUSSION:

On March 18, 2025 the City Council directed the City Manager and City Attorney to prepare a presentation for the Mayor and City Council regarding Robert's Rules of Order as it relates to making motions and amendments to City Council action items in the next 30 days during an upcoming City Council Work Session.

COMMUNITY AND STAKEHOLDER OUTREACH:

N/A

PRIOR COUNCIL ACTION:

N/A

AMOUNT AND SOURCE OF FUNDING:

117-1000-544060-11020

REPORTING OF CONTRIBUTION OR DONATION TO CITY COUNCIL:

N/A

NAME	AMOUNT (\$)

*****REQUIRED AUTHORIZATION*****

DEPARTMENT HEAD: Laura D. Prine 4/10/2025



El Paso, TX

300 N. Campbell
El Paso, TX

Legislation Text

File #: 25-336, Version: 1

**CITY OF EL PASO, TEXAS
LEGISTAR AGENDA ITEM SUMMARY FORM**

DISTRICT, DEPARTMENT, CONTACT INFORMATION:

*Please choose District and Department from drop down menu. Please post exactly as example below.
No Title's, No emails. Please use ARIAL 10 Font.*

All Districts

Economic and International Development, Adriana Pulecio, (915) 212-0094

AGENDA LANGUAGE:

This is the language that will be posted to the agenda. Please use ARIAL 11 Font.

Presentation, Discussion, and Action on the Economic & International Development International Program and adoption of the City of El Paso's International Policy Agenda.

**CITY OF EL PASO, TEXAS
AGENDA ITEM
DEPARTMENT HEAD'S SUMMARY FORM**

DEPARTMENT:

AGENDA DATE:

PUBLIC HEARING DATE:

CONTACT PERSON NAME:

PHONE NUMBER:

DISTRICT(S) AFFECTED:

STRATEGIC GOAL:

SUBGOAL:

SUBJECT:

BACKGROUND / DISCUSSION:

COMMUNITY AND STAKEHOLDER OUTREACH:

PRIOR COUNCIL ACTION:

AMOUNT AND SOURCE OF FUNDING:

REPORTING OF CONTRIBUTION OR DONATION TO CITY COUNCIL:

NAME	AMOUNT (\$)

*****REQUIRED AUTHORIZATION*****

DEPARTMENT HEAD: _____



(If Department Head Summary Form is initiated by Purchasing, client department should sign also)



International Program: International Policy Agenda

April 14, 2025

Goal 1: Cultivate an environment conducive to strong Economic Development

Objective

Presentation, discussion, and action on the City of El Paso's 2025 International Program and Policy Agenda.

1. Establish and maintain relations with the three levels of Government in Mexico
2. Improve Border Infrastructure
3. Facilitate Trade and Foreign Direct Investment (FDI)



Agenda

1. International Program Overview
2. International Policy Agenda
3. Existing City Programs
4. Ciudad Juarez Partnerships
5. Partnerships with Federal Government Mexico
6. Partnerships with State of Chihuahua
7. Implementation



Land Ports Impact

\$144.7B

In regional international trade (2024)

\$28M

In City revenues from International Bridges (2024)

9.5%

Increase in cross border trade (2023-2024)

+500,000

Pedestrians entering El Paso (Monthly 2024)

+ 950,000

Personal vehicles entering El Paso (Monthly 2024)

CH/MX/CA

Tariffs (20%-25%)



International Program Priorities

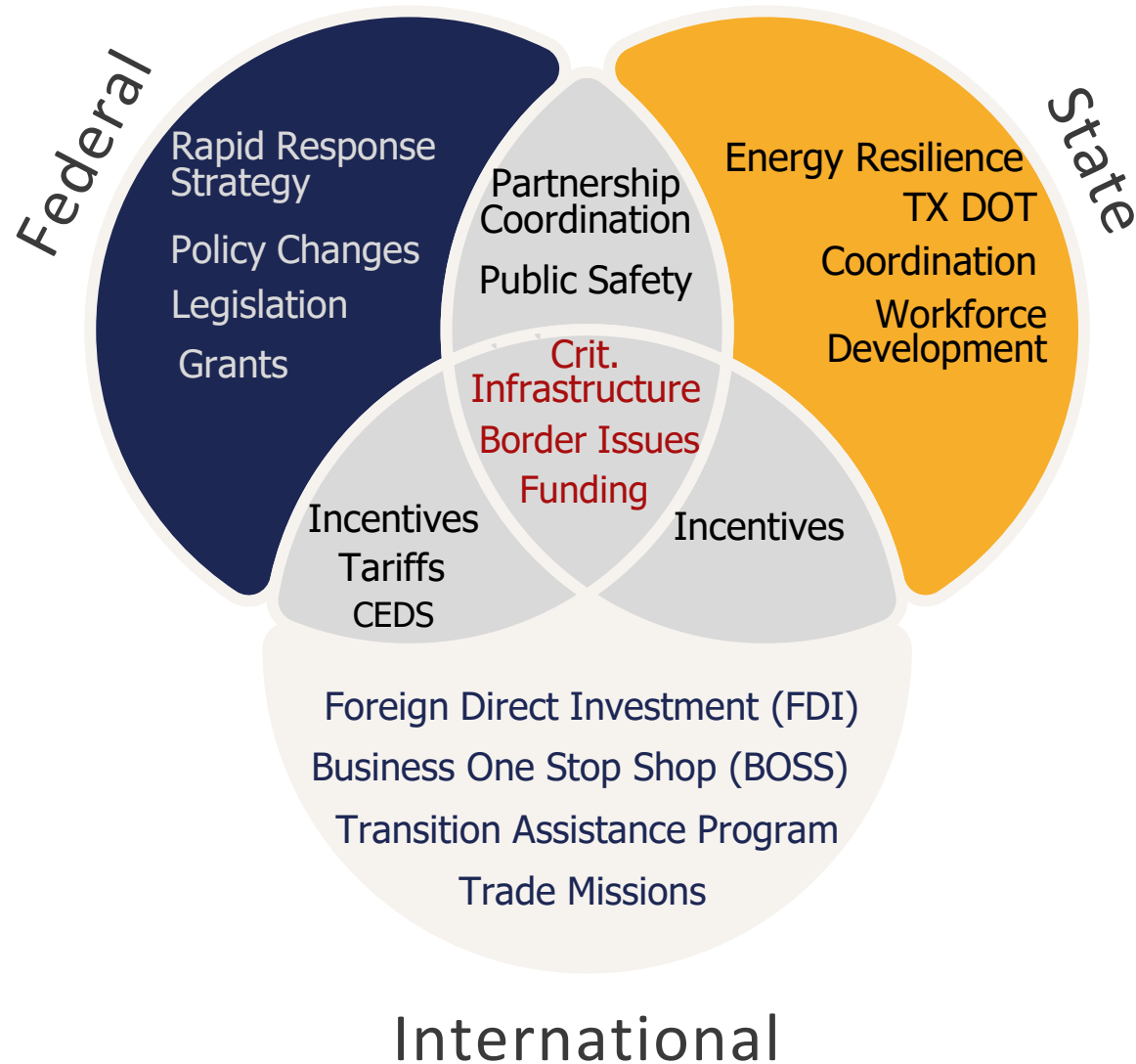
1. Strengthen International relationships

- Ciudad Juarez
- State of Chihuahua
- Federal Government of Mexico
- Private Sector Stakeholders
- NGOs / Nonprofits

2. Improve Border Infrastructure

3. Facilitate Trade and Foreign Direct Investment

Linked Policy Programs



El Paso's international policy agenda integrates federal, state, and cross-border efforts to drive economic development and shared infrastructure

Existing City Programs

Economic & International Development

- Transition Assistance Program
- Business One Stop Shop
- Trade Missions
- Select USA/International Trade Administration

Strategic and Legislative Affairs

- Climate and sustainability
- Coordination with municipal, state and federal governments USA/MX

Foreign Trade Zone 68 (Airport)

- Site selection and incentives
- Tariff industrial growth, and services

International Bridges

- Bridge Administration and operations
- Coordination with CBP and ANAM
- Bridges Steering Committee

Office of Emergency Management

- Joint training
- Emergency related communications

Public Health

- Vaccination campaigns
- Disease tracking

Ciudad Juarez Partnerships

Major Projects

- Comprehensive Economic Development Strategy (CEDS)
- Ysleta-Zaragoza Port Expansion
- Business Development

Coordination between Municipal Departments and Agencies



State of Chihuahua Partnerships

Major Projects:

- Business Development Workshops
- Trade Events
- Comprehensive Economic Development Strategy (CEDS)



Federal Government of Mexico

Major Projects:

- Ysleta-Zaragoza Port Expansion
- PDN and Stanton Ports Modernization
- Comprehensive Economic Development Strategy (CEDS)
- Ciudad de Mexico visits
- Information sharing on border issues



GOBIERNO DE
MÉXICO



Implementation:

Grow partnerships with the Three Layers of Mexican Government

- Binational trade missions
- Binational advocacy trips to Washington DC and Mexico City
- Binational health, workforce development, public service and infrastructure programs



Implementation:

Facilitate Trade and Foreign Direct Investment (FDI)

- CEDS Participation
- Tariff impact mitigation strategy
- Incentives and business support program development
- Improve FTZ68 programs, retention, and land use



Implementation:

Improve Border Infrastructure and Secure Funding

- Modernize and expand existing port infrastructure to accommodate commercial traffic from the anticipated Bridge of the Americas commercial lane closure
- Secure private-sector donations for Ysleta-Zaragoza Port of Entry
- Develop new financing options for ports of entry

Council Action

The El Paso City Council approves
the 2025 International Policy
Agenda



MISSION



Deliver exceptional services to support a high quality of life and place for our community.

VISION



Develop a vibrant regional economy, safe and beautiful neighborhoods and exceptional recreational, cultural and educational opportunities powered by a high performing government.



VALUES

Integrity, **R**espect, **E**xcellence,
Accountability, **P**eople

This text box is to remind you about the ASL translator service. Do NOT add any info in this space.

REMOVE THIS BOX ONCE THE PRESENTATION IS FINALIZED.

MISIÓN



Brindar servicios excepcionales para respaldar una vida y un lugar de alta calidad para nuestra comunidad

VISIÓN



Desarrollar una economía regional vibrante, vecindarios seguros y hermosos y oportunidades recreativas, culturales y educativas excepcionales impulsadas por un gobierno de alto desempeño




VALORES

Integridad, Respeto, Excelencia,
Responsabilidad, Personas

This text box is to remind you about the ASL translator service. Do NOT add any info in this space.

REMOVE THIS BOX ONCE THE PRESENTATION IS FINALIZED.



2025

THE CITY OF EL PASO

INTERNATIONAL POLICY AGENDA

Content

- I. Introduction and Purpose 3**
 - Policy Implementation Process 3
- II. Policy Goals and Guiding Principles..... 4**
 - Enhance Cross-Border Economic Integration..... 4
 - 1. *Strengthen International Partnerships*..... 4
 - 2. *Improve Border Infrastructure for Trade and Mobility*..... 4
 - 3. *Facilitate Trade and Foreign Direct Investment (FDI)*..... 4
 - Federal Legislative Priorities for the International Program 4
 - 1. *Advance Infrastructure Investments* 4
 - 2. *Secure Presidential Permits for the Ysleta-Zaragoza Port of Entry* 4
- Appendix A: Supporting Documentation 5**
 - 1. *City of El Paso Strategic Plan 2024* 5
 - 2. *Federal Legislative Agenda for the 119th Congress* 5
 - 3. *State Legislative Agenda for the 89th Legislative Session* 5
 - 4. *Federal Tariffs Report*..... 5
 - 5. *Foreign Direct Investment Strategy 2024-2025*..... 5
 - 6. *Foreign Trade Zone 68 Program*..... 5
- Appendix B: Major Initiatives 6**
 - 1. *Joint Trade and Policy with Ciudad Juarez and Mexico City* 6
 - Biannual Visits to Mexico City* 6
 - Biannual Visits to Washington, D.C.*..... 6
 - Joint Foreign Direct Investment (FDI) Prospecting* 6
 - Joint Supply Chain Tracking* 6
 - Trade Events* 6
 - 2. *Ysleta-Zaragoza Port of Entry Expansion Project: Feasibility Study*..... 7
 - 3. *Paso del Norte and Stanton Ports of Entry Project Development Study* 8

I. Introduction and Purpose

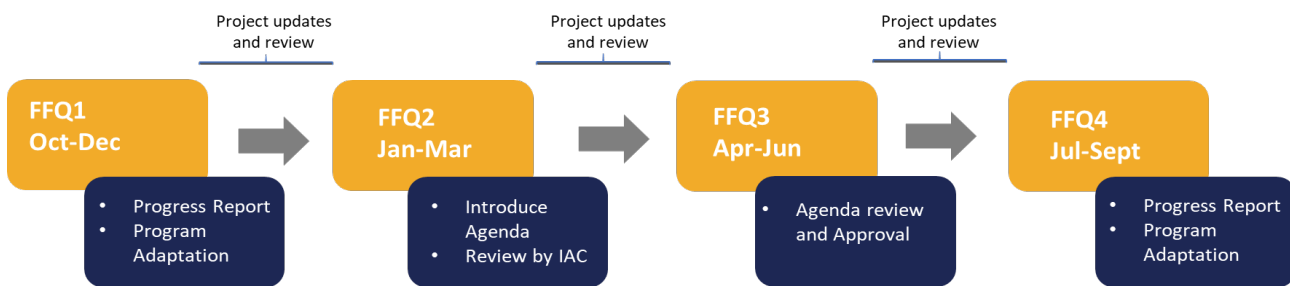
Economic and International Development, in partnership with Strategic and Legislative Affairs, leads the International Policy Agenda, aligning with the City's Strategic Plan and economic priorities. This policy strengthens international relationships, attracts foreign investment, advances binational infrastructure projects, and promotes coordination among key stakeholders. It also establishes a formal process to inform City Council, enabling staff to support Council's direction in executing projects that drive revenue and economic growth.

Policy Implementation Process

The International Policy Agenda serves as a guiding framework, fostering coordination, alignment, and a shared vision among City Departments and Agencies with international partners. To effectively execute, City staff will establish a unified framework and policy roadmap to guide decision-making and inform resource allocation, ensuring a strategic, long-term vision for El Paso's international agenda.

For the first six months of implementation and development, City staff will work on setting a binational working group to develop a yearly agenda for joint programming with Ciudad Juarez, State of Chihuahua and the Federal Government of Mexico. The working group will provide quarterly updates on programming and outcomes of the International Policy Agenda. Following the first year of implementation, the intent is to expand the policy agenda to include additional international partnerships.

Agenda Implementation Cycle



Implementation Actions

Strategic and Legislative Affairs

- Establishing joint programs with Ciudad Juarez
- Coordination with State of Chihuahua
- Coordination with Federal Government of Mexico
- Establishing binational programs focusing on Climate and Sustainability

Infrastructure

- Modernizing Ports of Entry
- Utilizing City-owned land
- Expanding FTZ 68 and improving FTZ 68 offerings and programs

Foreign Direct Investment (FDI) Program

- Transition Assistance Program
- FDI Prospecting / Trade Missions
- Business One Stop Shop
- Tariff impact mitigation and tracking
- FDI targeted incentives

Advancing other priorities from City Departments Participating in the International Affairs Committee

- Public Health
- Office of Emergency Management

II. Policy Goals and Guiding Principles

Enhance Cross-Border Economic Integration

1. Strengthen International Partnerships

- o Facilitate high-level engagement with Federal Government agencies in Washington, D.C. and Mexico City through strategic visits and discussions
- o Launch Joint trade missions with the Mayors of the City of El Paso and the Municipal President of Ciudad Juarez
- o Develop cross border workgroups to encourage communication, data sharing, and growth in regional supply chains
- o Continue City of El Paso Committees and Work Groups, including, but not limited to, Committee on Border Relations, Sister Cities International, and International Affairs Committee

2. Improve Border Infrastructure for Trade and Mobility

- o Develop new financing options for ports
- o Modernize and expand existing infrastructure to accommodate commercial traffic from the anticipated Bridge of the Americas commercial operations closure

3. Facilitate Trade and Foreign Direct Investment (FDI)

- o Implement and expand Transition Assistance Program
- o Support the development of workforce programs to match regional labor demand and supply
- o Improve FTZ 68 programs, including expanding authorities in federal legislation
- o Develop targeted incentives for FDI to attract international businesses

Federal Legislative Priorities for the International Program

This policy agenda is intended to help the City of El Paso in strengthening its role in advocating for border-related policy improvements at the State, Federal, and international levels by enhancing communication and advocacy efforts.

1. Advance Infrastructure Investments

- o Secure funding for transportation projects (e.g., highways, transit, multimodal) particularly high-cost projects including modernizing facilities and inspections equipment
- o Equip ports of entry with Intelligent Transportation Systems
- o Establish procedures to reduce idling time at bridges/ports of entry and support binational mobility
- o Expand federal tax incentives to encourage energy resilience and alternative energy sources at ports of entry
- o Reject federal rulemaking and regulatory changes that slow or halt capital project development
- o Protect funding claw backs from programs that can fund international ports of entry (e.g., U.S. Federal Highway Administration grants, Infrastructure Investment and Jobs Act, Inflation Reduction Act)

2. Secure Presidential Permits for the Ysleta-Zaragoza Port of Entry

- o Establish the Ysleta-Zaragoza Port of Entry as a priority in federal planning documents in both countries
- o Secure funding for environmental and feasibility-level planning documents
- o Secure statements of support for the project (federal, state, local, and private-sector)
- o Secure user commitments from logistics and manufacturing companies that would utilize the expanded port

Appendix A: Supporting Documentation

The following documents were used to create the International Policy Agenda and are available via the hyperlinks below. Contact Adriana Pulecio at (915)-337-2402 or pulecioam@elpasotexas.gov if you have additional questions or are unable to access the documents.

1. [City of El Paso Strategic Plan 2024](#)
2. [Federal Legislative Agenda for the 119th Congress](#)
3. [State Legislative Agenda for the 89th Legislative Session](#)
4. [Federal Tariffs Report](#)
5. [Foreign Direct Investment Strategy 2024-2025](#)
6. [Foreign Trade Zone 68 Program](#)

Appendix B: Major Initiatives

1. Joint Trade and Policy with Ciudad Juarez and Mexico City

Biannual Visits to Mexico City

The City of El Paso, in collaboration with the municipal government of Ciudad Juárez will coordinate biannual visits to Mexico City to strengthen relationships with federal government agencies such as the Secretaría de Relaciones Exteriores (SRE), Secretaría de Economía, Secretaría de Comunicaciones y Transportes (SCT), and customs and border security entities. These visits are critical to advancing shared infrastructure priorities, promoting foreign direct investment (FDI), and advocating for the region's interests in binational trade facilitation and economic development. Meetings will also engage with Mexico's federal legislative bodies to ensure alignment on strategic initiatives such as the Ysleta-Zaragoza Port of Entry Expansion and the development of energy, water, and transportation corridors that support regional industry.

Biannual Visits to Washington, D.C.

The City of El Paso hosts Ciudad Juárez will coordinate biannual visits to Washington, DC to ensure that both cities maintain a consistent presence and engagement with key federal agencies and congressional offices, conveying accurate representation of the border and regional needs. These visits will focus on advocating for funding opportunities, regulatory improvements, and policy reforms that impact cross-border commerce, infrastructure, workforce development, and immigration. Meetings with U.S. Customs and Border Protection (CBP), the Department of Transportation (DOT), the U.S. Trade Representative (USTR), and relevant Congressional Committees will be central to reinforcing the City's role as a national leader in international trade and border innovation. These engagements also provide a platform to elevate local and regional needs related to climate resilience, energy security, and port modernization.

Joint Foreign Direct Investment (FDI) Prospecting

The City of El Paso and Ciudad Juárez will launch a Joint FDI Prospecting Program in collaboration with key business support organizations including CONCANACO, CANACO, CANACINTRA, and INDEX. This initiative utilizes coordinated outreach strategies, investment promotion events, and tailored business intelligence tools to attract domestic and foreign companies seeking to invest in the El Paso–Juárez binational region. The program will target businesses in manufacturing, logistics, clean energy, and advanced technology sectors, offering a pipeline of investment-ready opportunities. Customized site visits, investor roundtables, and business matchmaking efforts will enhance visibility and reduce barriers for international firms interested in acquiring, relocating, or expanding operations in the region.

Joint Supply Chain Tracking

A shared data framework will be developed to track and analyze supply chain activity across the El Paso–Juárez region, with the goal of improving operational efficiency and reducing delays at ports of entry. This initiative involves cooperation between both cities, customs agencies, and private sector partners to establish key performance indicators (KPIs), monitor inventory movement, and anticipate disruptions. Data will inform strategic investments in infrastructure, labor force alignment, and logistics planning. The joint system will also support long-term planning for nearshoring and reshoring efforts by providing real-time insights into binational supply chain dynamics.

Trade Events

The City of El Paso, in collaboration with Ciudad Juárez and regional business organizations, will organize and participate in strategic trade events that position the region as a global hub for commerce and innovation. These include participation in international trade expos, border innovation summits, sector-specific investment forums, and joint city presentations at high-profile economic development conferences in North America, Europe, and Asia. Trade events will showcase the unique advantages of the El Paso–Juárez binational region, highlight industrial and logistics assets, and foster connections with site selectors, investors, and multinational corporations. A calendar of annual events will be created in coordination with the binational working group to ensure alignment and maximize impact.

2. Ysleta-Zaragoza Port of Entry Expansion Project: Feasibility Study

The Ysleta International Port of Entry provides a critical link between the largest Mexican concentration of maquiladora manufacturing activities in Juárez and distribution centers and consumer markets across the United States.

- Over \$145 billion of trade between the United States and México passed just through the City of El Paso in 2024, of which \$84 billion crosses via the Ysleta-Zaragoza Port of Entry.
- Expanding the Ysleta-Zaragoza International Port of Entry is necessary to accommodate a growing volume of trade and to absorb commercial traffic from Bridge of the Americas (BOTA).
- This project has garnered statements of support from partners in the United States and Mexico (both public and private sectors), which is necessary to secure Presidential Permits for the project.
- There is significant private sector demand for warehousing in land adjacent to the Ysleta International Port of Entry, including land owned by the City of El Paso and Riverside Industrial Park.
- The feasibility study will result in data, planning, and design work necessary to secure approximately \$500 million for implementation.

Total Estimated Cost Breakdown

Task	Description	Cost
1	Traffic Study (Port modeling)	\$1,500,000
2	Off-System vs. On-System Study	\$1,500,000
3	Inspection Stations Usage Study	\$2,000,000
4	Preliminary Design & Feasibility Estimate	\$5,000,000
	Total	\$10,000,00

Task 1. Port Modeling: Current vs. Post-BOTA Commercial Traffic Removal

- Data collection and stakeholder engagement
- Origin-destination and mode split analysis
- Microsimulation of current and future scenarios
- Final report with recommendations

Task 2. Off-System vs. On-System Impacts Study

- Roadway condition inventory
- Connectivity and access study
- GIS mapping and traffic forecasting
- Infrastructure impact report

Task 3. TxDOT and Texas DPS Inspection Station Usage Study

- Baseline usage data collection
- Truck flow and inspection rate analysis
- Demand forecast modeling
- Conceptual facility design for expansion

Task 4. Preliminary Concept Design & Feasibility-Level Cost Estimate

- Up to 3 conceptual site layout options
- Cross-border flow diagrams and access points
- Conceptual utility layouts
- Cost estimates at feasibility-level accuracy



3. Paso del Norte and Stanton Ports of Entry Project Development Study

Program Summary

The Paso del Norte (PDN) and Stanton International Bridges Project Development Study focuses on improving mobility, safety, equity, economic development, and transportation challenges with more than 500,000 pedestrians and 650,00 vehicles crossing northbound and southbound at the Paso del Norte and Stanton ports of entry on a monthly basis.

Total Estimated Cost: \$2,000,000

The project scope of work will result in data, planning, and design work necessary to secure approximately \$200 million for implementation. Tasks include:


- T1: Community and Stakeholder Engagement Plan
- T2: Analysis of Needs and Demands
- T3: Pedestrian Safety and Amenities Infrastructure Analysis
- T4: Traffic Control Infrastructure and Requirements Analysis
- T5: Bridges Conceptual Design and Expansion Gap Analysis
- T6: Infrastructure Cost Estimates
- T7: Alternatives and Constraints Analysis
- T8: Benefit-Cost Analysis
- T9: Environmental Summary
- T10: Final Report



High Traffic Incidents: There is a high incidence of speed-related and intersection-related incidents in the study area, leading to traffic delays and accidents. The Texas Department of Transportation (TxDOT) Crash Records Information System (CRIS) Query system shows that a total of 664 speed-related incidents and 2,537 intersection-related incidents were recorded within the study area from February 2018 through February 2023 (TxDOT 2023).



Pedestrian Safety: Pedestrian safety improvements are needed to protect pedestrians and cyclists from high-speed and distracted traffic. From 2015 to 2021, within a one-mile radius encompassing Downtown El Paso and neighborhoods adjacent to the PDN and Stanton International Bridges, 189 incidents involving pedestrians occurred. Of those 189, nine were fatal.



Responding to BOTA Closures: Although GSA has told regional stakeholders that there will not be a full closure of personal vehicle and pedestrian crossings for the Bridge of the Americas (BOTA) Modernization Project, the City of El Paso expects that much of that traffic will utilize the PDN and Stanton Ports of Entry.

Presidential Permit: Much of the work planned by the City of El Paso will not require a Presidential Permit. Improvements will occur along ingress and egress routes like Stanton Street and in City rights of way.



El Paso, TX

300 N. Campbell
El Paso, TX

Legislation Text

File #: 25-459, Version: 2

**CITY OF EL PASO, TEXAS
LEGISTAR AGENDA ITEM SUMMARY FORM**

DISTRICT, DEPARTMENT, CONTACT INFORMATION:

*Please choose District and Department from drop down menu. Please post exactly as example below.
No Title's, No emails. Please use ARIAL 10 Font.*

All Districts

City Manager's Office, Omar Martinez, (915) 525-0361

AGENDA LANGUAGE:

This is the language that will be posted to the agenda. Please use ARIAL 11 Font.

Presentation on 2026 El Paso Days in DC.

**CITY OF EL PASO, TEXAS
AGENDA ITEM
DEPARTMENT HEAD'S SUMMARY FORM**

DEPARTMENT:

AGENDA DATE:

PUBLIC HEARING DATE:

CONTACT PERSON NAME:

PHONE NUMBER:

DISTRICT(S) AFFECTED:

STRATEGIC GOAL:

SUBGOAL:

SUBJECT:

BACKGROUND / DISCUSSION:

COMMUNITY AND STAKEHOLDER OUTREACH:

PRIOR COUNCIL ACTION:

AMOUNT AND SOURCE OF FUNDING:

REPORTING OF CONTRIBUTION OR DONATION TO CITY COUNCIL:

NAME	AMOUNT (\$)

*****REQUIRED AUTHORIZATION*****

DEPARTMENT HEAD: _____

(If Department Head Summary Form is initiated by Purchasing, client department should sign also)

Appendix A

El Paso Days in DC Itinerary (draft)

March 15 – March 19, 2026

NLC Conference: 660 N. Capitol St. NW Washington, DC 20001

<https://maps.app.goo.gl/nMBFAznbZaeU62N29>

	Time	Activity	Details
Sunday, March 15	5:45 AM (flight) 1:15 PM (arrive)	El Paso Team arrives	NLC Conference check-in Hotels check-in (separate locations)
	2:00 PM	NLC Infrastructure Committee	
	4:00 PM	Meeting slot (early arrivals)	(City staff scheduled)
Monday, March 16	7:30 AM	NLC Transportation Committee	
	8:30 AM	Opening General Session	
	10:30 AM	NLC Training Sessions	
	12:30 PM	NLC Military Committee	
	2:00 PM	Afternoon General Session	
	4:00 PM	NLC Training Sessions	
Tuesday, March 17	5:30 PM	Texas Reception	
	9:00 AM	NLC Training Sessions	
	11:30 AM	NLC Training Sessions	
	12:45 PM	General Session	
	2:15 PM	Fed Agency Expo	
	3:30 PM	NLC Hill Day Training Session	
	1:30 PM	Meeting Senator Cornyn	(with NLC)
Wed, March 18	4:00 PM	Meeting Senator Cruz	(with NLC)
	9:00 AM	Meetings Federal Agencies	(City staff scheduled)
	11:00 AM	Congresswoman Escobar	(City staff scheduled)
	2:00 PM	Congressman Gonzales	(City staff scheduled)
Thurs, March 19	4:00 PM	Meetings Federal Agencies	(City staff scheduled)
	2:00 PM (flight) 9:25 PM (arrives)	El Paso Team returns	

Prospective Federal Agency and Other Stakeholder Meetings

Transportation and Quality of Life	Major City Funding Agencies	Other
USDOT Headquarters	U.S. Economic Development Admin (EDA)	National-level NGOs (potential funders)
U.S. Federal Highway Administration (FHWA)	U.S. Federal Trade Administration (FTA)	U.S. Chamber of Commerce
U.S. Federal Transit Administration (FTA)	U.S. Environmental Protection Agency (EPA)	U.S. Hispanic Chamber of Commerce
U.S. Federal Aviation Administration (FAA)	U.S. Department of Energy (DOE)	World Bank Group
National Parks Service (NPS)	National Institutes of Health (NIH)	Aspen Institute
National Endowment of the Arts (NEA)	Health and Human Services (HHS)	
Housing and Urban Development (HUD)	Centers for Disease Control (CDC)	



CITY OF EL PASO

El Paso Days in DC

Strategic and Legislative Affairs

City Council Work Session: April 14, 2025

Goal 6: Set the Standard for Sound Governance and Fiscal Management

Council Direction

City Council Action (March 18, 2025)

- That the City Manager prepare a presentation in the next 30 days on establishing a travel fund dedicated toward advocating for the City's state and federal agendas during the upcoming budget workshops for Fiscal year 2026
- That the City Manager coordinate and arrange federal legislative meetings, inclusive of City Staff and each of the City Council Districts and Mayor, in Washington, D.C., with federal lawmakers, agencies, and key stakeholders



Federal Legislative Agenda

On March 3, 2025, the El Paso City Council approved the Federal Legislative Agenda for the 119th Congress

Policy Positions

- Maximizing federal resources
- Minimizing legal and financial burdens
- Upholding Local Authority
- Strengthening local-federal partnerships

Priority Areas

- Critical Infrastructure
- Critical Public Services
- Public Safety
- Veterans and Military Affairs



National League of Cities (NLC)

The National League of Cities (NLC) is an organization comprised of city, town and village leaders that are focused on improving the quality of life for their constituents.

- NLC membership: 2,761 cities across the nation (2024)
- NLC membership takes positions on federal actions, programs, and legislation that directly impact municipalities: [National Municipal Policy](#)
- The City of El Paso is a member of NCL and participates in the following Federal Advocacy Committees:
 - Large Cities Council
 - Transportation and Infrastructure Services
 - Military Communities



National League of Cities (NLC)

NLC supports local leaders with training and peer-to-peer networking, including:

- **Federal Advocacy:** Access to policy resources, and participate in advocacy committees
- **Training:** Policy areas like transportation, housing, economic development via NLC University, webinars, workshops, and multiple conferences
- **Networking:** NLC connects elected officials from communities across the nation via NLC councils, caucuses, and virtual and in-person events
- **Resources:** NLC provides reports, briefs, case studies, and toolkits designed for elected officials



<https://www.nlc.org/membership/>

National League of Cities (NLC)

NLC benefits for City staff include:

Funding Competitive Advantages

- New grant programs and announcements
- Copies of successful grant applications from other cities

Access to Legislators and Federal Agencies

- 10+ federal agencies attend NLC
- Meetings with White House IGR and U.S. Senators

Technical Training

- MPO process training
- Benefit-cost analysis estimation
- Understanding funding models and engineering documents



El Paso Days in DC Planning

- Staff reviewed travel and site costs for hosting an event in Washington, DC similar to El Paso Days in Austin
- Staff developed cost estimates and an event itinerary in coordination with [NLC Congressional Cities Conference](#)
- Staff met with Members of Congress, federal agency contacts, NLC staff, and local stakeholders, including:
 - El Paso County
 - El Paso Chamber
 - City of Socorro
 - Rio Grande Council of Governments
 - UTEP and EPCC
 - Nonprofit partners
 - Private sector partners

El Paso Days in DC Planning

- El Paso Days in Austin includes advocacy meetings with state officials, technical meetings with state agencies, and networking events.
- To host a similar event in DC, staff recommends that:
 - [1] the City of El Paso take the lead on scheduling and leading advocacy and technical meetings
 - [2] utilizing NLC to coordinate free and low-cost networking events and receptions.
- The City of El Paso should prepare for compliance with Open Meetings Act and Council quorum rules. Compliance will include Council actions, meeting notice postings, and managing Council member schedules.

El Paso Days in DC Planning

Itinerary: NLC Training and Legislative Meetings

	Time	Activity	Details
Sunday, March 15	5:45 AM (flight) 1:15 PM (arrive)	El Paso Team arrives	NLC Conference check-in Hotels check-in
	2:00 PM	NLC Infrastructure Committee	
	4:00 PM	Meeting slot (early arrivals)	(City staff scheduled)
Monday, March 16	7:30 AM	NLC Transportation Committee	
	8:30 AM	Opening General Session	
	10:30 AM	NLC Training Sessions	
	12:30 PM	NLC Military Committee	
	2:00 PM	Afternoon General Session	
	4:00 PM	NLC Training Sessions	
	5:30 PM	Texas Reception	
Tuesday, March 17	9:00 AM	NLC Training Sessions	
	11:30 AM	NLC Training Sessions	
	12:45 PM	General Session	
	2:15 PM	Fed Agency Expo	
	3:30 PM	NLC Hill Day Training Session	
	1:30 PM	Meeting Senator Cornyn	(with NLC)
	4:00 PM	Meeting Senator Cruz	(with NLC)
Wed, March 18	9:00 AM	Meetings Federal Agencies	(City staff scheduled)
	11:00 AM	Congresswoman Escobar	(City staff scheduled)
	2:00 PM	Congressman Gonzales	(City staff scheduled)
	4:00 PM	Meetings Federal Agencies	(City staff scheduled)
Thurs, March 19	2:00 PM (flight) 9:25 PM (arrives)	El Paso Team returns	



El Paso Days in DC Planning

Proposed Dates: March 15 – March 19, 2026

Estimated cost: \$4,417 per person

- Airfare: \$601
- Hotel: \$2,578 (4 days)
- Per Diem: \$368 (4 days)
- NLC Registration: \$780
- NLC Texas Reception: \$50
- Metro transport: \$40
- + any additional networking costs




NLC Congressional Cities 2025

****Early registration and booking can help reduce costs***

El Paso Days in DC Planning

	1 Person	2 Persons	3 Persons
Mayor	\$4,417	\$8,834	\$13,251
District 1	\$4,417	\$8,834	\$13,251
District 2	\$4,417	\$8,834	\$13,251
District 3	\$4,417	\$8,834	\$13,251
District 4	\$4,417	\$8,834	\$13,251
District 5	\$4,417	\$8,834	\$13,251
District 6	\$4,417	\$8,834	\$13,251
District 7	\$4,417	\$8,834	\$13,251
District 8	\$4,417	\$8,834	\$13,251
Total	\$39,753	\$79,506	\$119,259

NLC Congressional Cities 2025



MISSION

Deliver exceptional services to support a high quality of life & place for our community.




VISION

Develop a vibrant regional economy, safe & beautiful neighborhoods, & exceptional recreational, cultural & educational opportunities



VALUES

Integrity, **R**espect, **E**xcellence, **A**ccountability, **P**eople





El Paso, TX

300 N. Campbell
El Paso, TX

Legislation Text

File #: 25-456, Version: 1

**CITY OF EL PASO, TEXAS
LEGISTAR AGENDA ITEM SUMMARY FORM**

DISTRICT, DEPARTMENT, CONTACT INFORMATION:

*Please choose District and Department from drop down menu. Please post exactly as example below.
No Title's, No emails. Please use ARIAL 10 Font.*

All Districts

City Manager's Office, Bonnie Cordova, (915) 212-1412

City Manager's Office, Robert Cortinas, (915) 212-1067

AGENDA LANGUAGE:

This is the language that will be posted to the agenda. Please use ARIAL 11 Font.

Presentation and discussion on the Fiscal Year 2024-2025 Second Quarter Financial Report.

**CITY OF EL PASO, TEXAS
AGENDA ITEM
DEPARTMENT HEAD'S SUMMARY FORM**

DEPARTMENT:

AGENDA DATE:

PUBLIC HEARING DATE:

CONTACT PERSON NAME:

PHONE NUMBER:

2nd CONTACT PERSON NAME:

PHONE NUMBER:

DISTRICT(S) AFFECTED:

STRATEGIC GOAL:

SUBGOAL:

SUBJECT:

BACKGROUND / DISCUSSION:

COMMUNITY AND STAKEHOLDER OUTREACH:

PRIOR COUNCIL ACTION:

AMOUNT AND SOURCE OF FUNDING:

REPORTING OF CONTRIBUTION OR DONATION TO CITY COUNCIL:

NAME	AMOUNT (\$)

*****REQUIRED AUTHORIZATION*****

DEPARTMENT HEAD: _____

(If Department Head Summary Form is initiated by Purchasing, client department should sign also)



CITY OF EL PASO

FY 2025

2nd Quarter Financial Report

April 15, 2025

Agenda

- Revenue Comparisons
- Revenue Year-End Projections
- Expense Comparisons
- Expense Year-End Projections



Revenue and Expenditures Year-to-Date Actuals

FY 2025 Revenue (Sep – Feb)

Overall revenue is up, \$14.4 million, or 3.6% compared to the same time last year, primarily driven by:

- Property tax collections is up \$12.6 million, or 4.9%
- City sales tax revenue is up \$3.5 million, or 5.2%
- Franchise fee revenue is up \$2.5 million, or 10.1%
- Transfers In are down \$2.3 million, or 12.6% due to TRZ #2 transfer to General Fund in prior year

FY 2025 Expenses

Sep – Feb

Overall expenditures are up by \$25.0 million, or 10.5% compared to same time last year, primarily driven by:

- Personal services (salaries, benefits, and taxes) increase of \$20.8 million, or 11.3%
- Contractual Services up \$1.9 million, or 8.0% due to citywide election, City portion of La Nube operating, and appraisal services (Central Appraisal District)
- Transfers out increase of \$2.1 million due primarily to animal services

General Fund Year-End Total Projection

	FY 2025 Budget	FY 2025 Actuals	FY 2025 Year-End Projection
Revenue	\$599,635,163	\$419,340,384	\$597,864,928
Expenses	\$599,635,163	\$262,507,314	\$597,864,928
Projected Surplus/(Deficit)			\$0

Revenue projection includes a use of \$2.4 million from fund balance (Adopted Budget approved \$7.2 million)

General Fund Revenue Year-To-Date Comparison

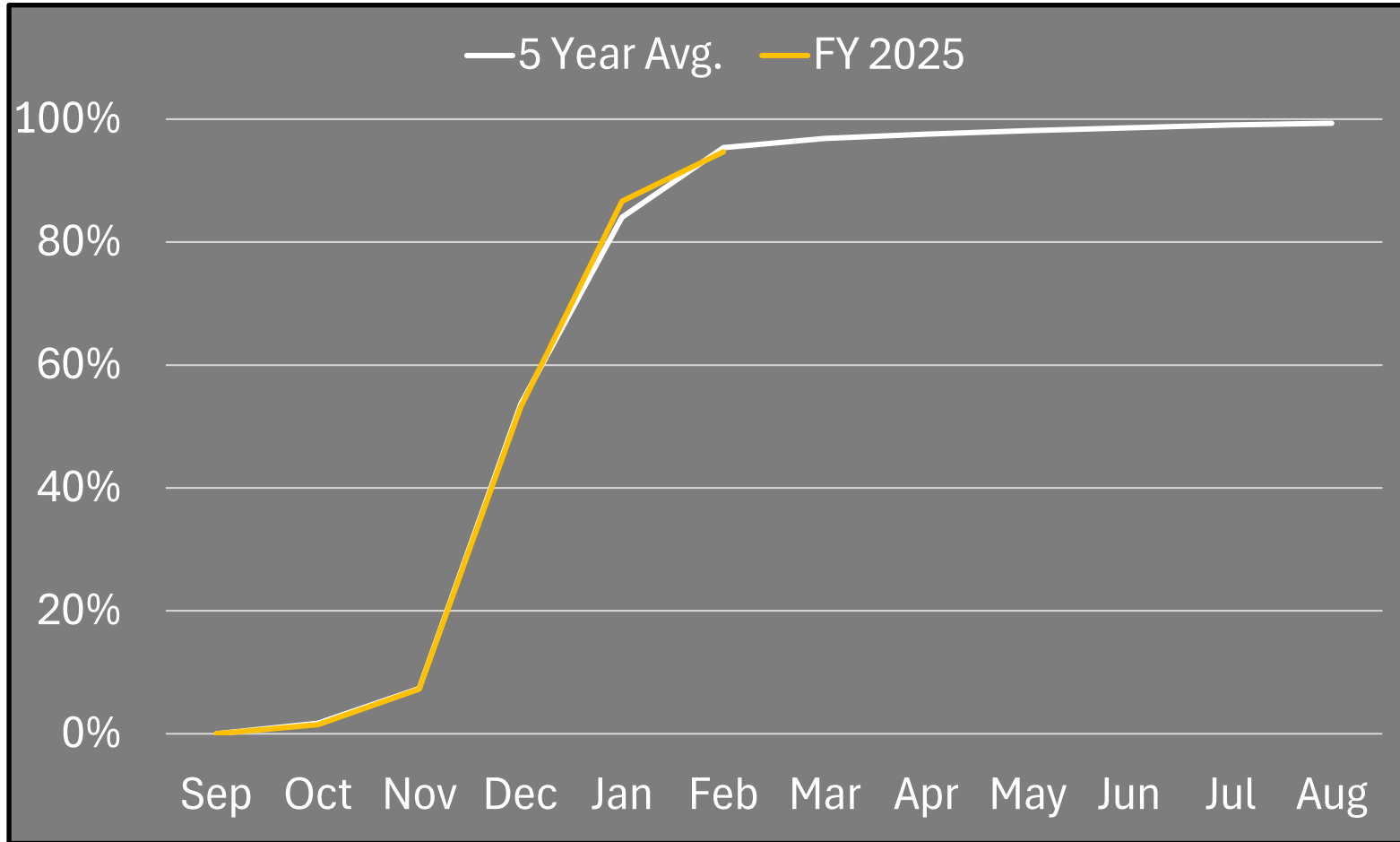
Category	FY 2025 Budget	FY 2025 Actuals (Sep-Feb)	FY 2025 % Total Collected	FY 2024 Actuals (Sep-Feb)	FY 2024 % Total Collected
Property Taxes.....	\$277,572,261	\$269,158,818	97.0%	\$256,578,098	96.3%
Sales Taxes.....	140,926,534	72,450,031	51.4%	68,900,788	50.1%
Franchise Fees.....	65,925,257	27,232,769	41.3%	24,740,958	42.0%
Charges For Services.....	32,879,851	16,525,717	50.3%	16,385,380	46.9%
Fines And Forfeitures.....	8,201,497	3,609,142	44.0%	3,455,404	48.9%
Licenses And Permits.....	12,352,877	5,963,629	48.3%	6,353,955	49.2%
Intergovernmental	3,135,548	359,615	11.5%	231,650	4.4%
Interest.....	2,500,000	2,461,373	98.5%	4,851,815	54.9%
Rents And Other.....	15,667,051	5,363,257	34.2%	4,910,061	34.2%
Operating Transfers In.....	40,474,287	16,216,032	40.1%	18,544,305	50.1%
Total Revenue.....	\$599,635,163	\$419,340,384	69.9%	\$404,952,415	69.4%

General Fund Revenue Year-End Projections

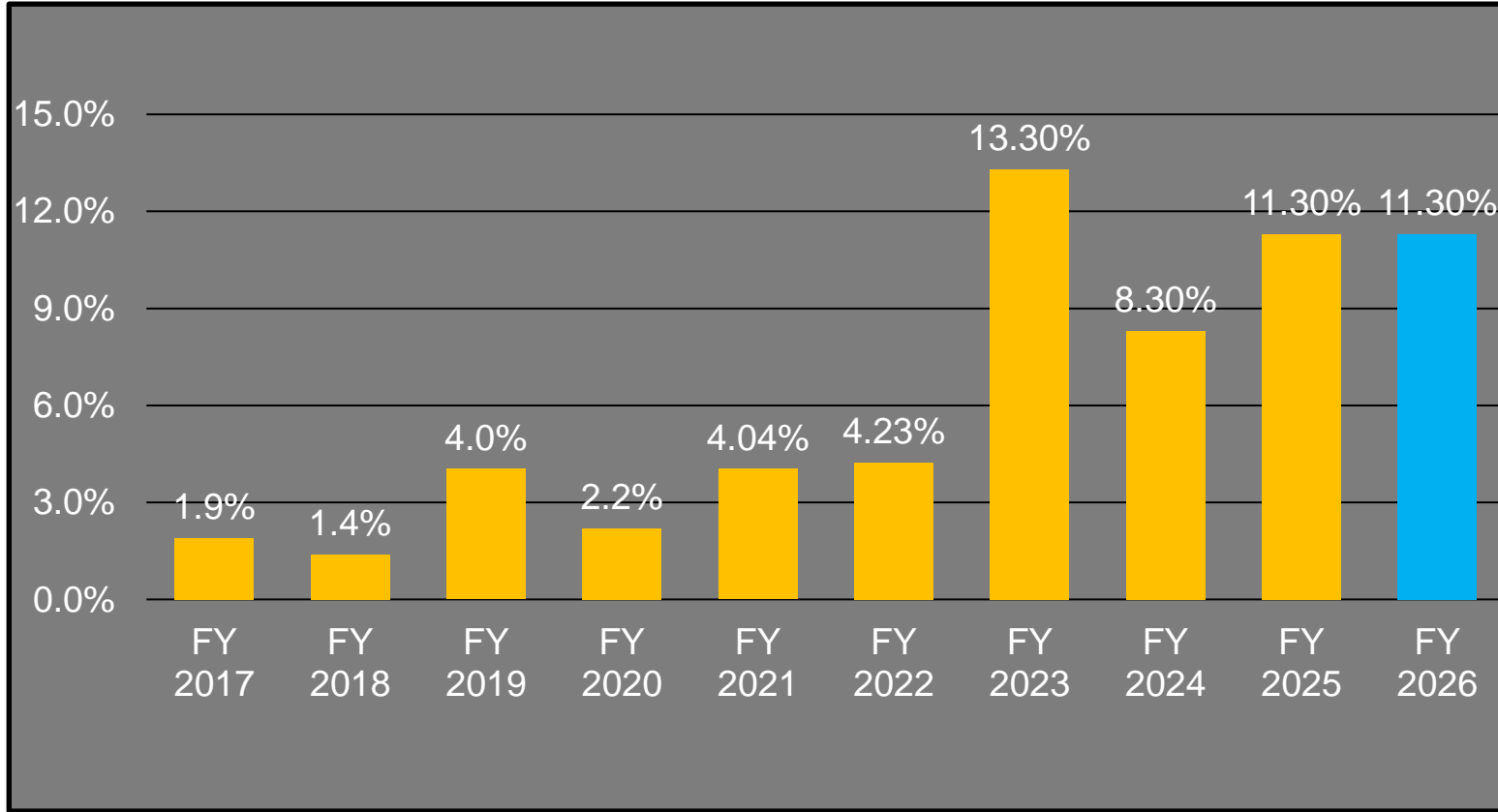
Category	FY 2025 Budget	FY 2025 Actuals (Sep-Feb)	FY 2025 Year-End Projection	Projected Over/(Under) Budget
Property Taxes.....	\$277,572,261	\$269,158,818	\$279,707,104	\$2,134,843
Sales Taxes.....	140,926,534	72,450,031	142,798,466	\$1,871,932
Franchise Fees.....	65,925,257	27,232,769	61,110,421	(\$4,814,836)
Charges For Services.....	32,879,851	16,525,717	33,667,880	\$788,029
Fines And Forfeitures.....	8,201,497	3,609,142	7,856,254	(\$345,243)
Licenses And Permits.....	12,352,877	5,963,629	11,952,309	(\$400,568)
Intergovernmental	3,135,548	359,615	2,961,826	(\$173,722)
Interest.....	2,500,000	2,461,373	6,919,296	\$4,419,296
Rents And Other.....	15,667,051	5,363,257	15,220,479	(\$446,572)
Operating Transfers In.....	40,474,287	16,216,032	35,670,893	(\$4,803,394)
Total Revenue.....	\$599,635,163	\$419,340,384	\$597,864,928	(\$1,770,235)

Revenue projection includes a use of \$2.4 million from fund balance (Adopted Budget approved \$7.2 million)

Property Tax Collection %



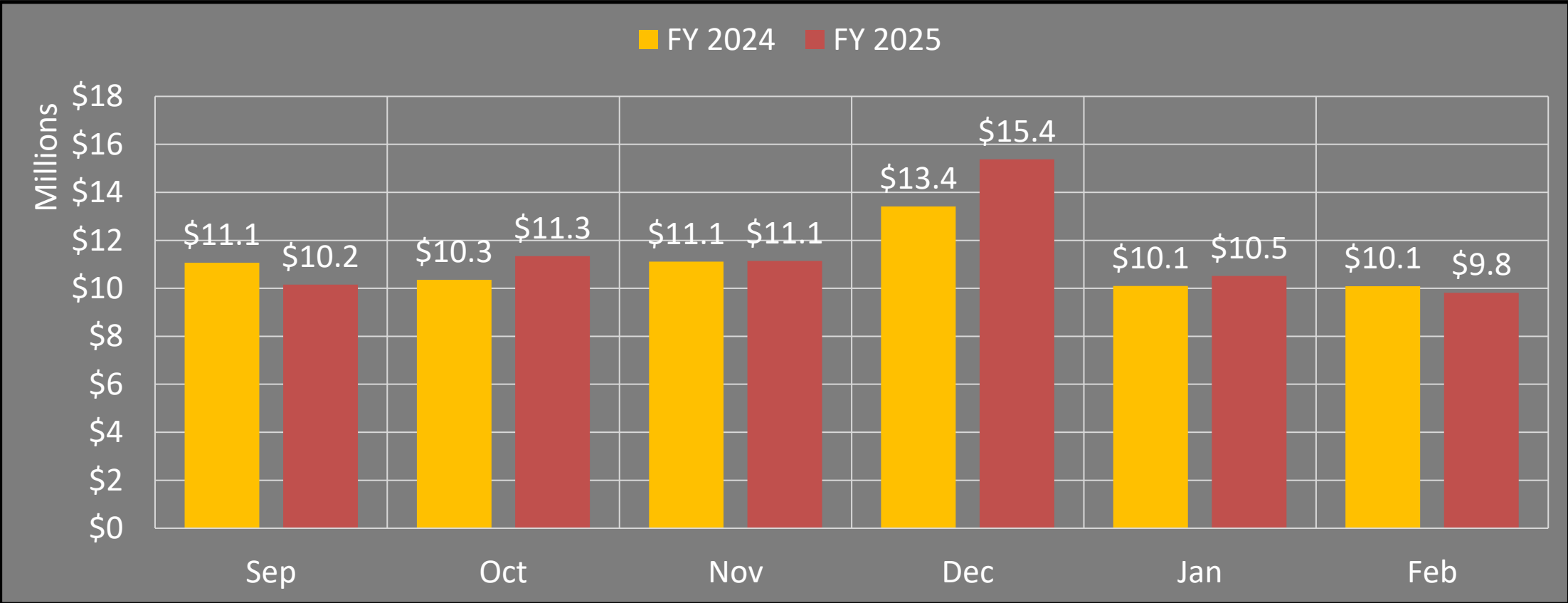
Property Valuation Growth



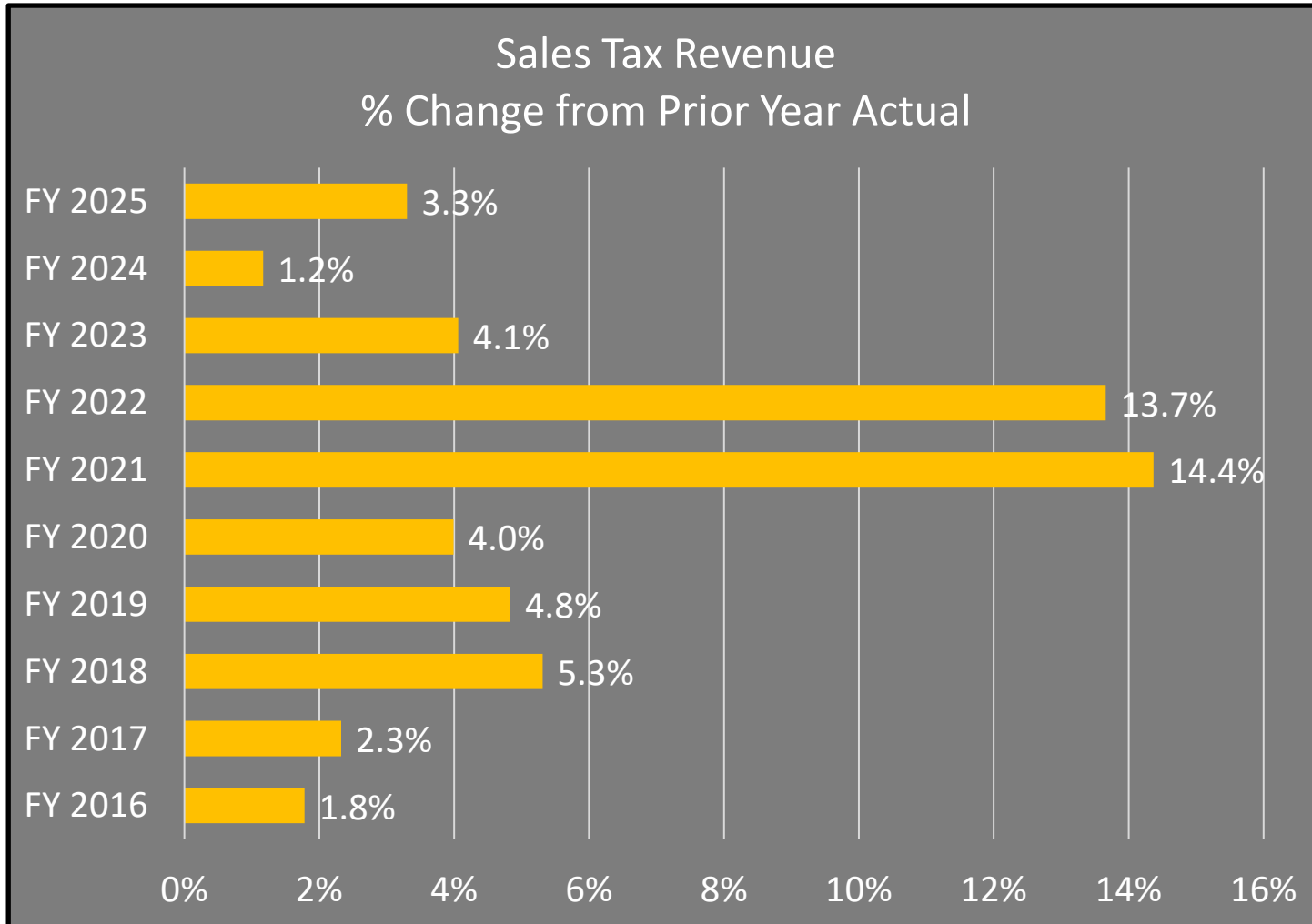
FY 2026 (tax year 2025)

- Pre-Preliminary Values received April 3, 2025.
- Value will change (decrease) over next several months as CAD provides updated reports
- Certified Value reports will be received July 25, 2025

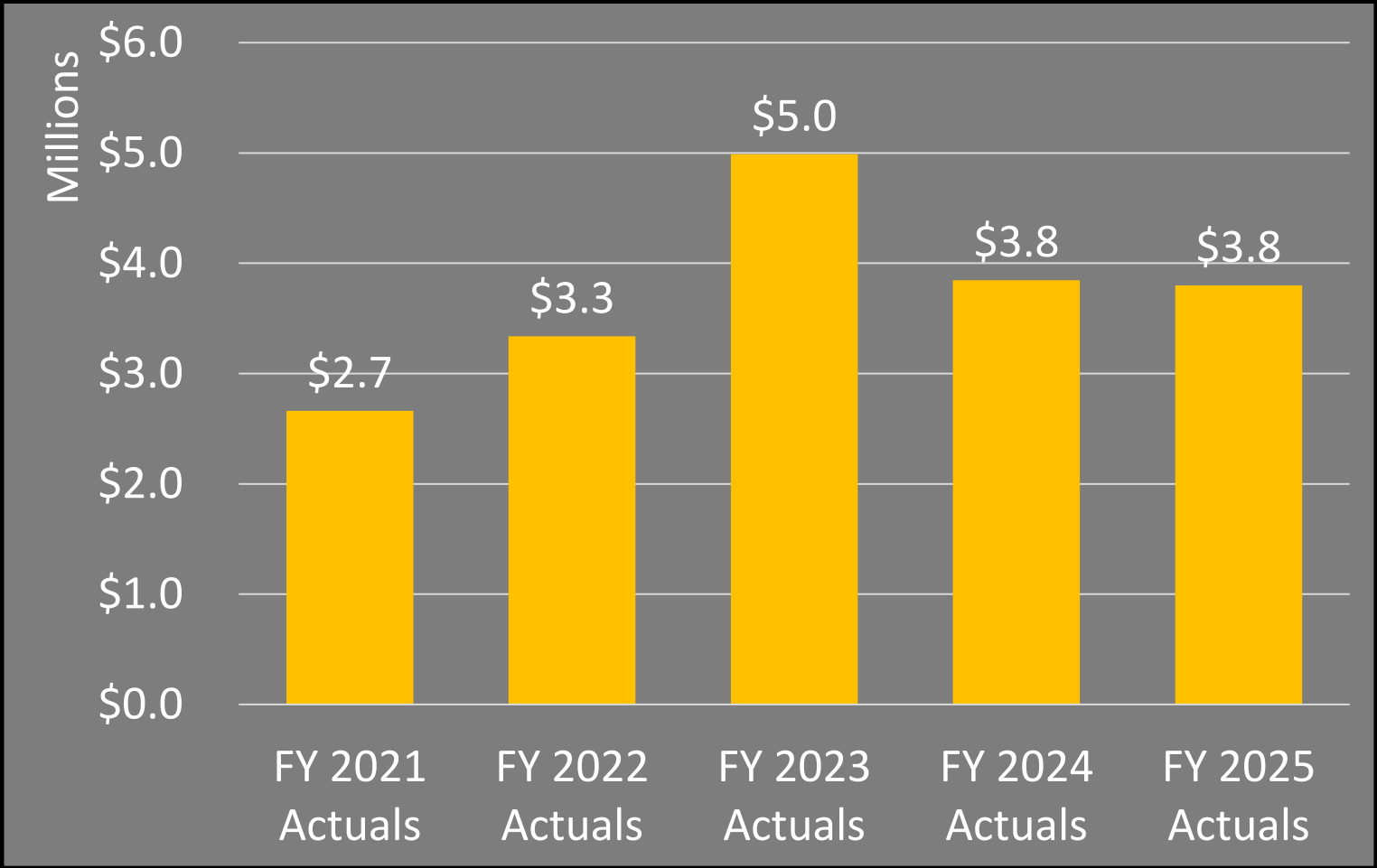
City Sales Tax Collections



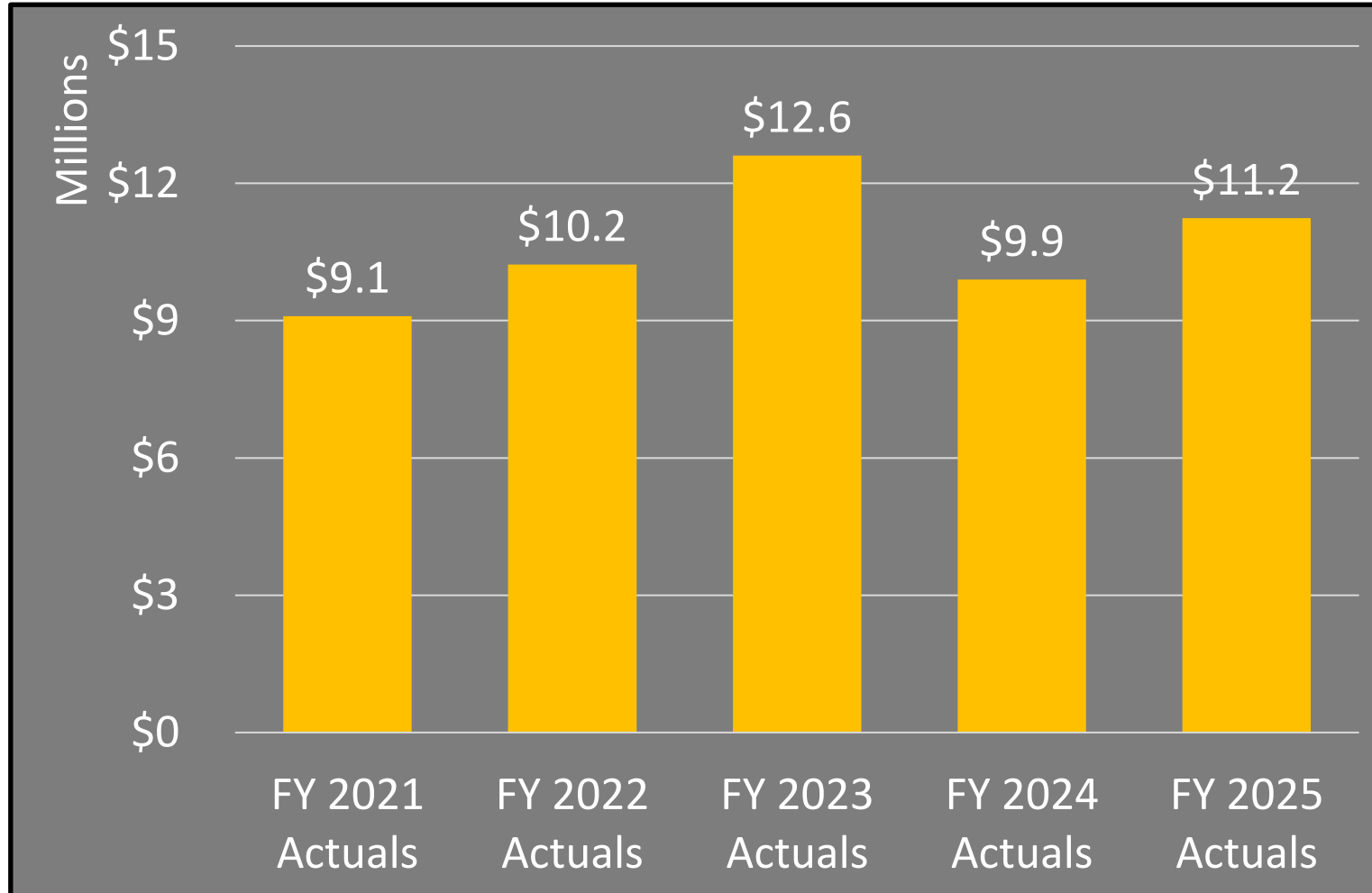
City Sales Tax Growth



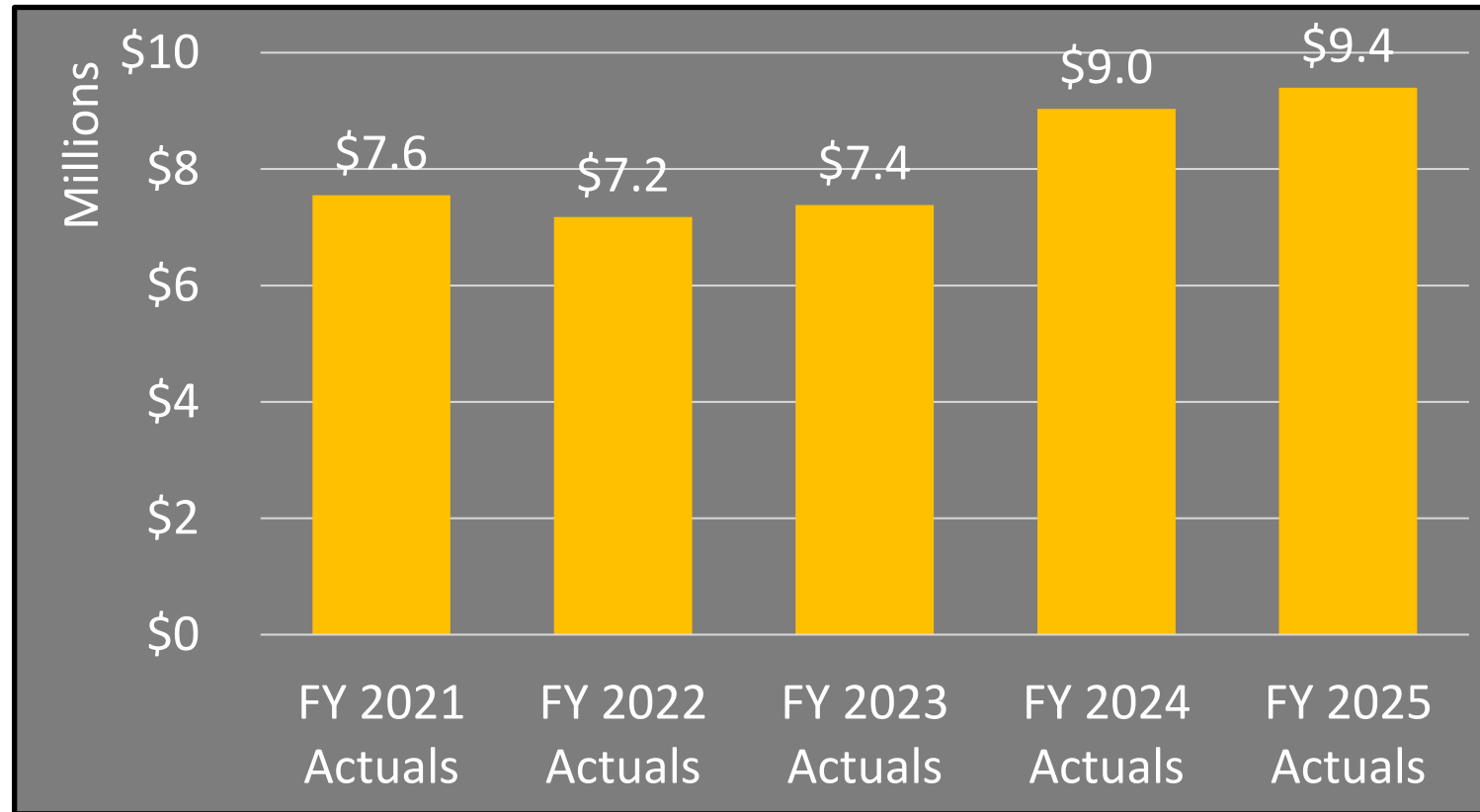
Texas Gas Franchise Fee



EP Electric Franchise Fee



EL Paso Water Franchise Fee



Licenses and Permits

Planning & Inspections Dept



Bridges Transfer to General Fund



General Fund Expenses Year-To-Date Comparison

Category	FY 2025 Budget	FY 2025 Actuals (Sep-Feb)	FY 2025 % Total Expensed	FY 2024 Actuals (Sep-Feb)	FY 2024 % Total Expensed
Personal Services	\$428,675,038	\$205,111,307	47.8%	\$184,292,148	45.0%
Contractual Services.....	60,188,910	25,233,965	41.9%	23,357,099	44.8%
Materials & Supplies.....	30,696,189	10,558,913	34.4%	10,097,743	38.7%
Operating.....	31,837,937	11,112,572	34.9%	11,642,234	36.6%
Non-Operating.....	1,927,834	540,367	28.0%	640,042	49.2%
Intergovernmental.....	1,665,542	639,962	38.4%	225,487	16.6%
Transfers.....	43,374,577	9,109,953	21.0%	6,963,855	14.7%
Capital.....	1,269,137	200,276	15.8%	245,682	12.0%
Total Expenditures.....	\$599,635,163	\$262,507,314	43.8%	\$237,464,290	41.6%

Personal Services: FY 2025 actuals includes 13 pay periods, while there were 12 pay periods in FY 2024

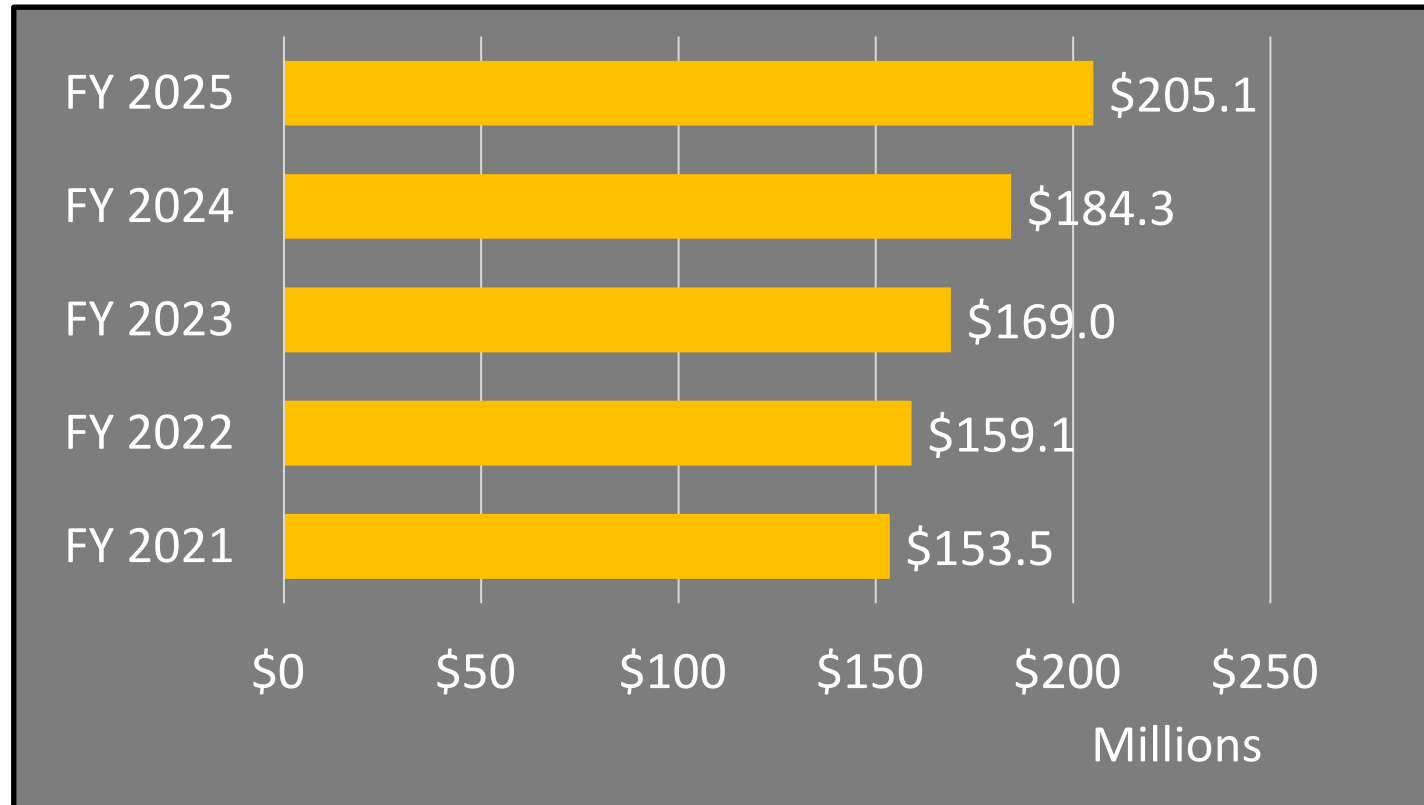
General Fund Expenses Year-End Projections

Category	FY 2025 Budget	FY 2025 Actuals (Sep-Feb)	FY 2025 Year-End Projection	Projected (Over)/Under Budget
Personal Services	\$428,675,038	\$205,111,307	\$428,730,894	\$55,856
Contractual Services.....	60,188,910	25,233,965	59,080,288	(\$1,108,622)
Materials & Supplies.....	30,696,189	10,558,913	28,828,326	(\$1,867,863)
Operating.....	31,837,937	11,112,572	32,894,694	\$1,056,757
Non-Operating.....	1,927,834	540,367	1,868,847	(\$58,987)
Intergovernmental.....	1,665,542	639,962	1,523,618	(\$141,924)
Transfers.....	43,374,577	9,109,953	43,522,655	\$148,078
Capital.....	1,269,137	200,276	1,415,606	\$146,469
Total Expenditures.....	\$599,635,163	\$262,507,314	\$597,864,928	(\$1,770,235)

General Fund Expenses Year-End Projections

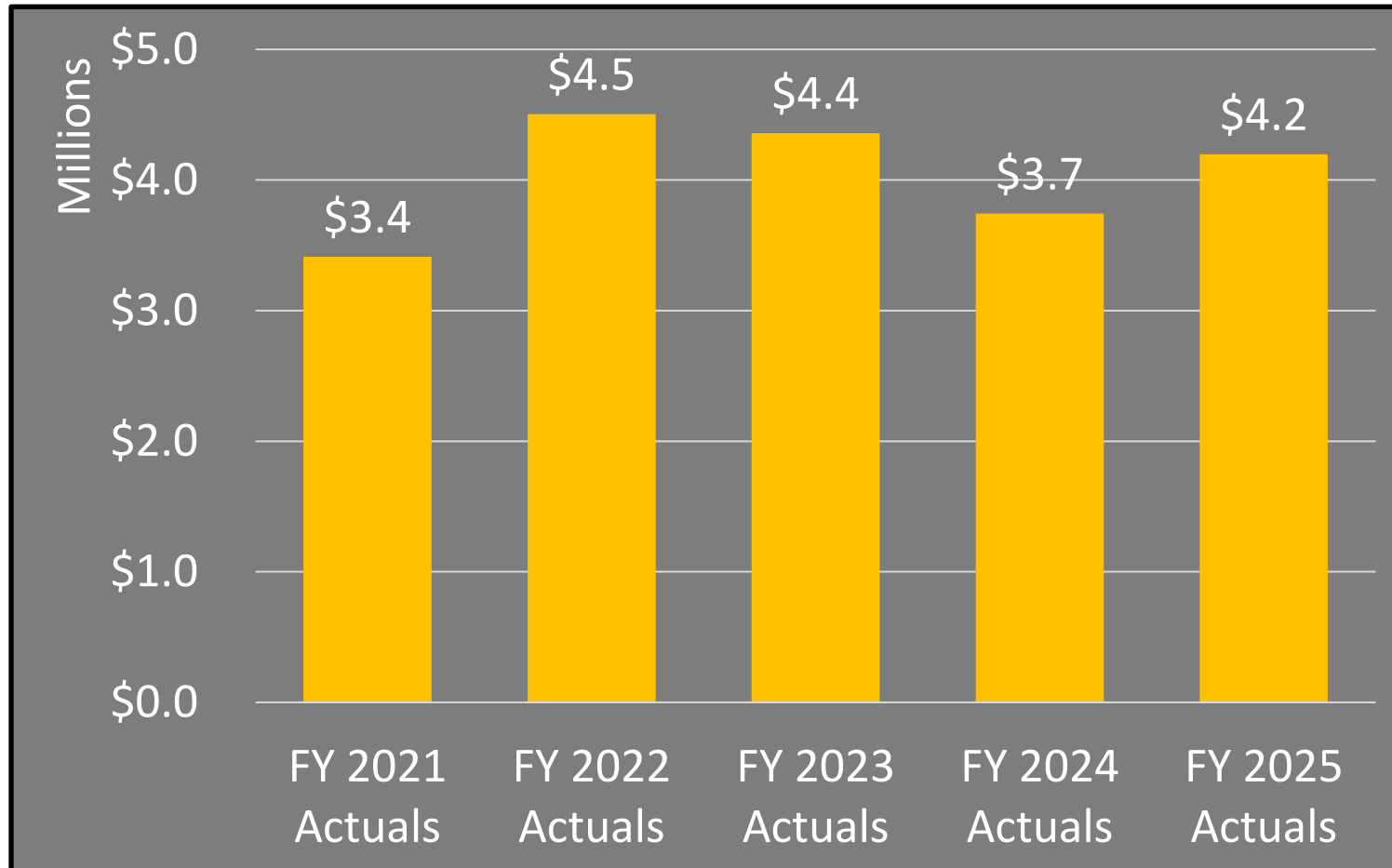
Strategic Goal	FY 2025 Budget	FY 2025 Actuals (Sep-Feb)	FY 2025 Year-End Projection	Projected (Over)/Under Budget
Economic Development.....	\$2,959,976	\$1,256,507	2,761,790	198,186
Public Safety.....	346,257,296	158,060,426	345,450,987	806,309
Visual Image.....	9,397,347	4,102,534	8,920,879	476,468
Quality of Life.....	77,965,395	31,791,506	78,283,411	(318,016)
Communication (IT Dept)....	26,480,762	12,834,955	26,064,764	415,998
Sound Governance.....	55,252,412	26,429,826	58,162,970	(2,910,558)
Infrastructure.....	70,651,564	23,575,321	67,604,010	3,047,554
Healthy Community.....	10,670,411	4,456,239	10,616,117	54,294
Total Expenditures.....	\$599,635,163	\$262,507,314	\$597,864,928	\$1,770,235

Personal Services (Salaries, Benefits, Taxes)

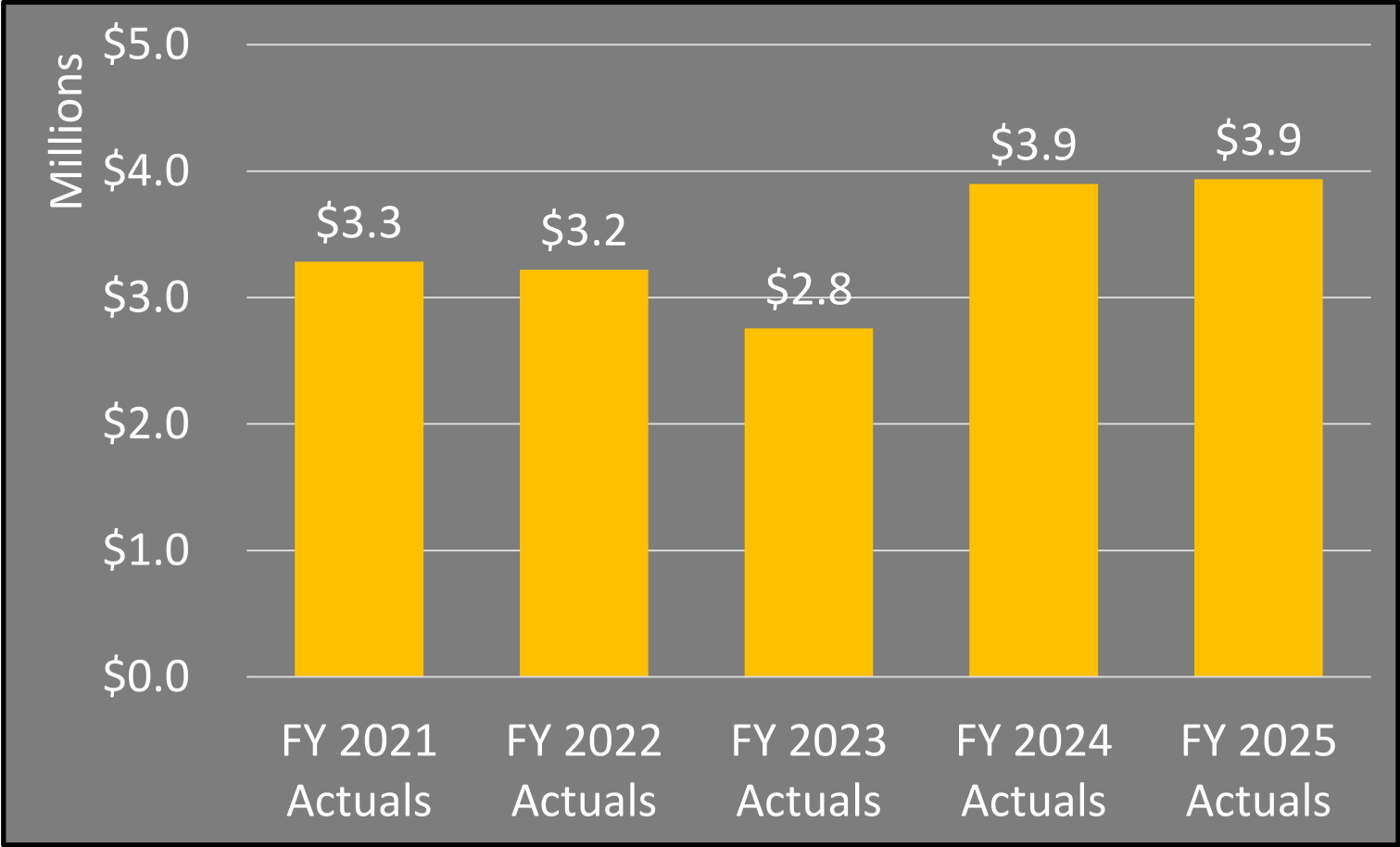


FY 2025 actuals includes 13 pay periods, while there were 12 pay periods in FY 2024

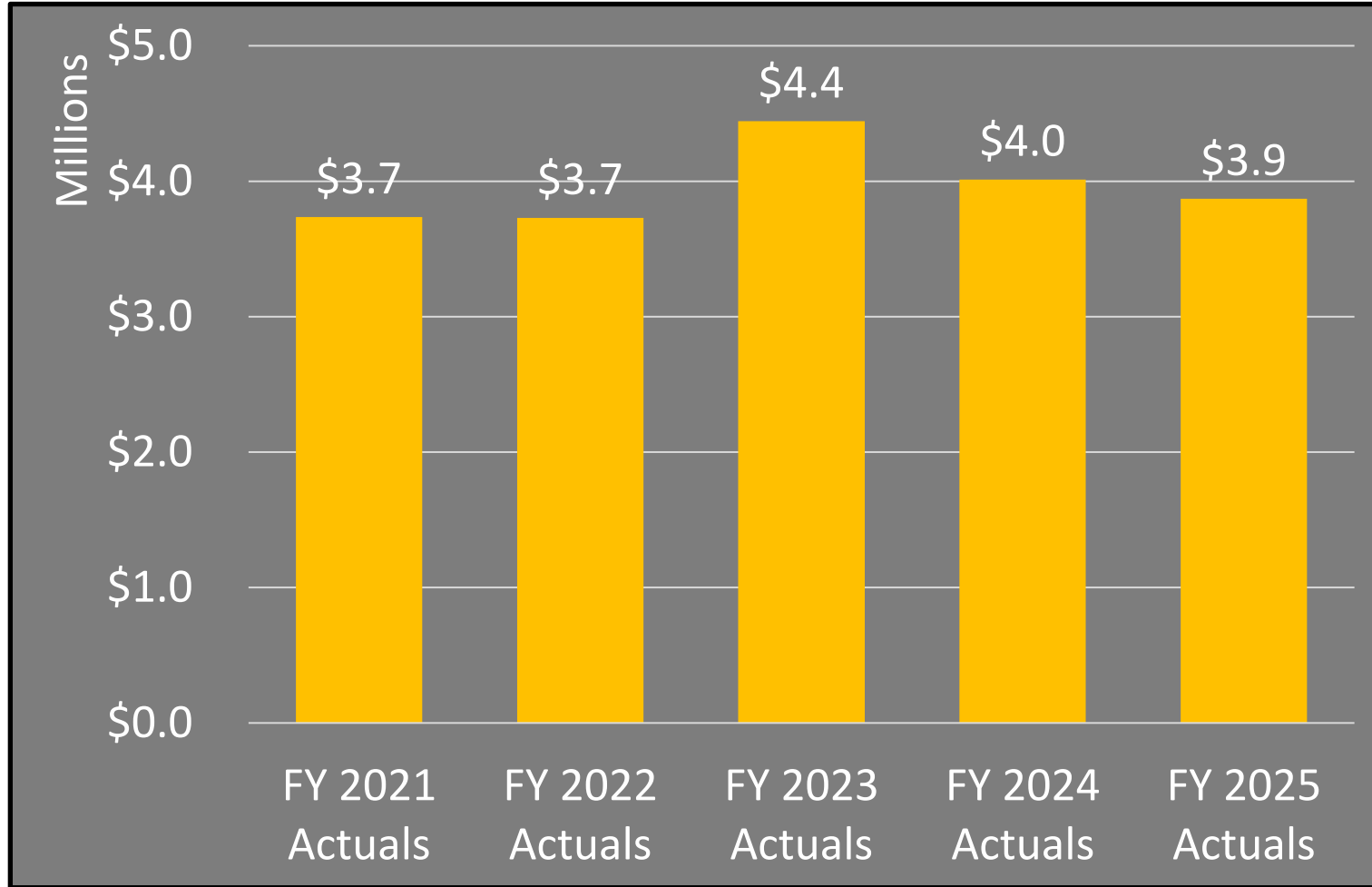
Electricity Expense



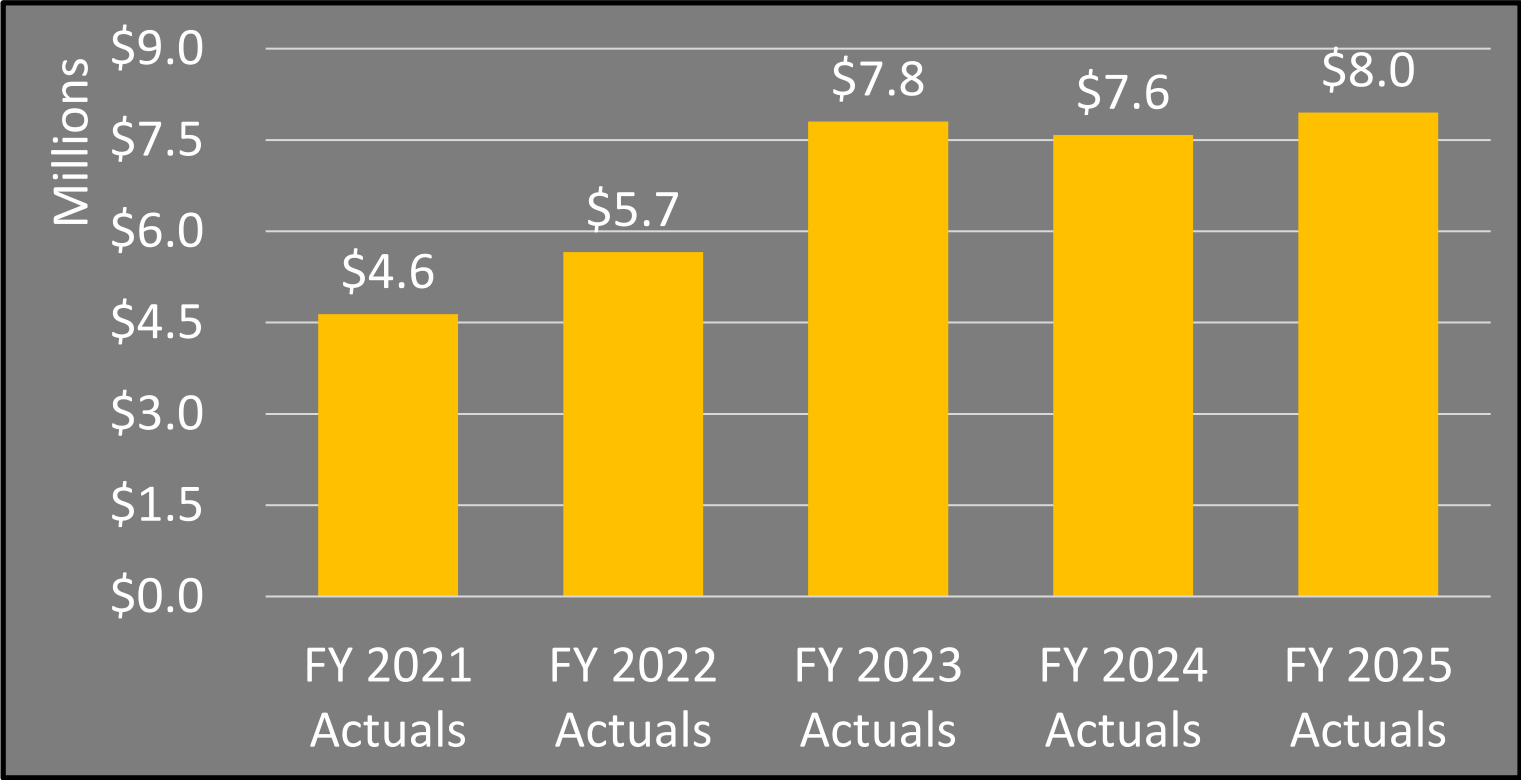
Water Expense



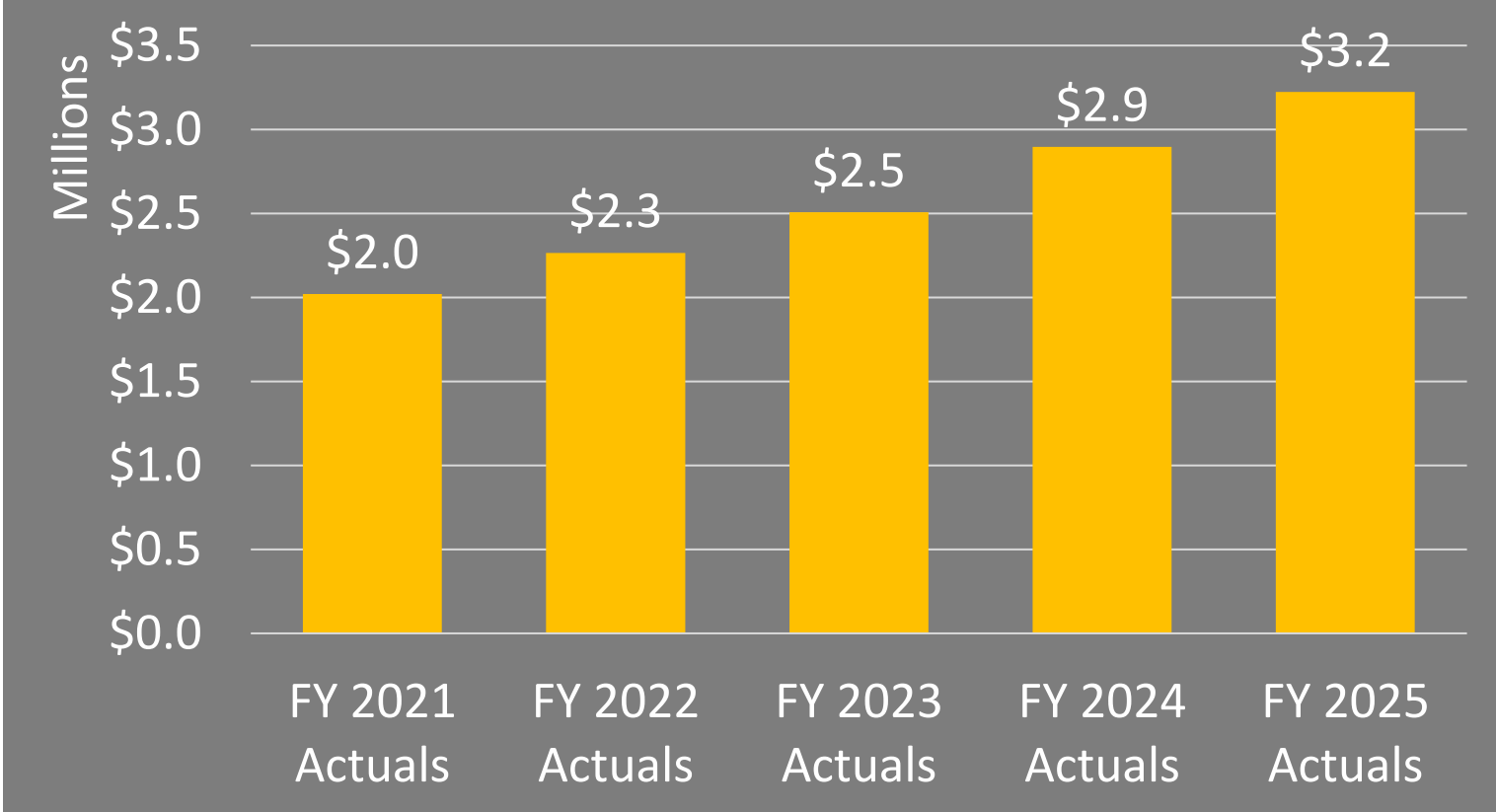
Fuel & Vehicle Maintenance



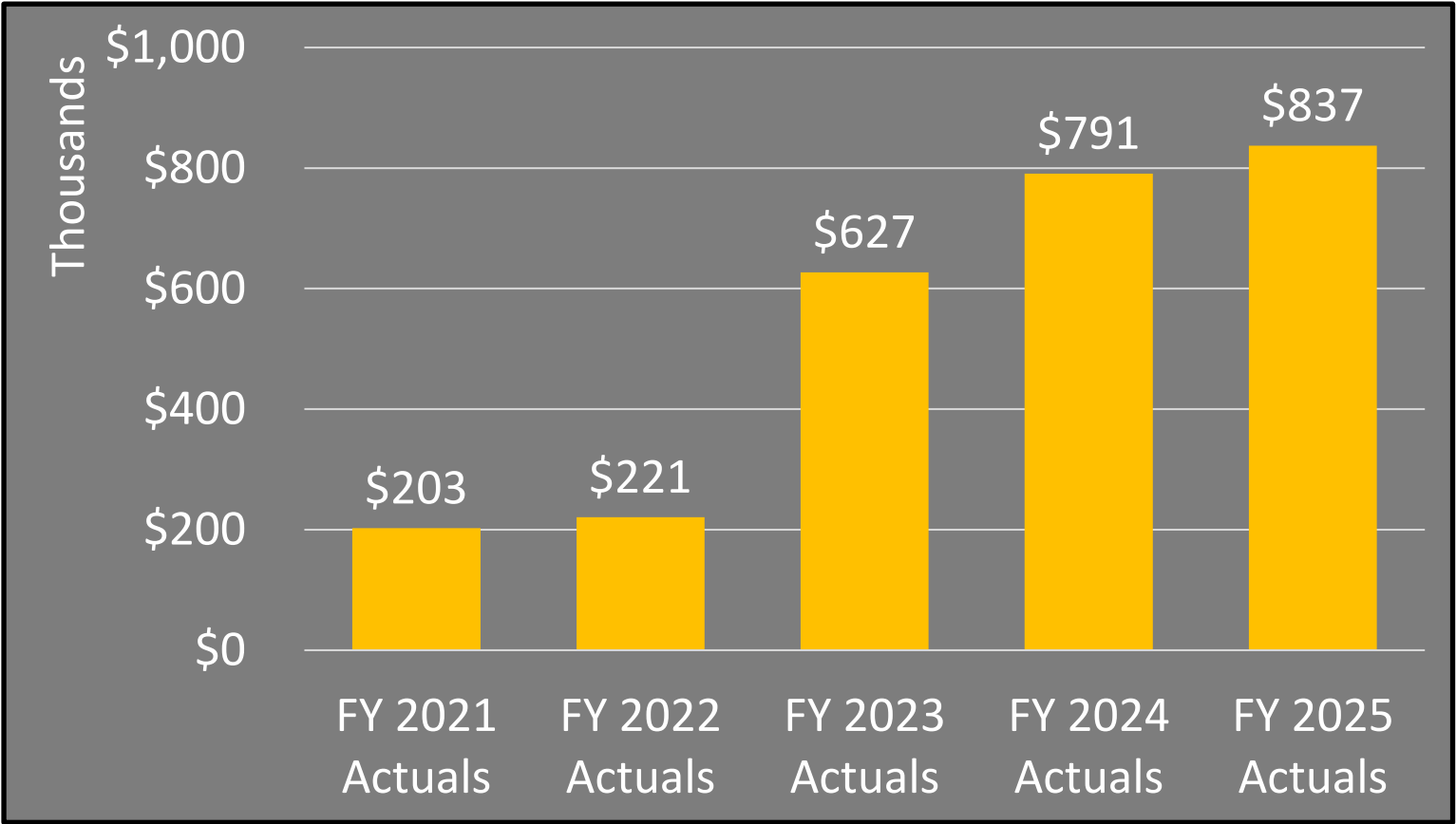
Information Technology Contracts



Central Appraisal District – Appraisal Services



Tuition Assistance Program



General Fund Year-End Total Projection

	FY 2025 Budget	FY 2025 Actuals	FY 2025 Year-End Projection
Revenue	\$599,635,163	\$419,340,384	\$597,864,928
Expenses	\$599,635,163	\$262,507,314	\$597,864,928
Projected Surplus/(Deficit)			\$0

Revenue projection includes a use of \$2.4 million from fund balance (Adopted Budget approved \$7.2 million)

Summary

This text box is to remind you about the ASL translator service. Do NOT add any info in this space.

REMOVE THIS BOX ONCE THE PRESENTATION IS FINALIZED.

- No action being requested
- Overall revenue and expenditures continue to stay on target with budget
- Primary objective is to preserve use of fund balance
- FY 2025 year-end projections
 - Based on historical trends, limited information, and uncertainty surrounding state, national, and worldwide economic situation
 - Will set the base for FY 2026 revenue and expenditure estimates

MISSION



Deliver exceptional services to support a high quality of life and place for our community.

VISION



Develop a vibrant regional economy, safe and beautiful neighborhoods and exceptional recreational, cultural and educational opportunities powered by a high performing government.



VALUES

Integrity, **R**espect, **E**xcellence,
Accountability, **P**eople

MISIÓN



Brindar servicios excepcionales para respaldar una vida y un lugar de alta calidad para nuestra comunidad

VISIÓN



Desarrollar una economía regional vibrante, vecindarios seguros y hermosos y oportunidades recreativas, culturales y educativas excepcionales impulsadas por un gobierno de alto desempeño



VALORES

Integridad, **R**espeto, **E**xcelencia,
Responsabilidad, **P**ersonas



El Paso, TX

300 N. Campbell
El Paso, TX

Legislation Text

File #: 25-475, Version: 1

**CITY OF EL PASO, TEXAS
LEGISTAR AGENDA ITEM SUMMARY FORM**

DISTRICT, DEPARTMENT, CONTACT INFORMATION:

Please choose District and Department from drop down menu. Please post exactly as example below.

No Title's, No emails. Please use ARIAL 10 Font.

City Attorney's Office, Matt Marquez, (915) 212-0033

AGENDA LANGUAGE:

This is the language that will be posted to the agenda. Please use ARIAL 11 Font.

Application of El Paso Electric Company to Change Rates - PUC#57568; HQ#UTILITY-60 (551.071)



El Paso, TX

300 N. Campbell
El Paso, TX

Legislation Text

File #: 25-476, Version: 1

**CITY OF EL PASO, TEXAS
LEGISTAR AGENDA ITEM SUMMARY FORM**

DISTRICT, DEPARTMENT, CONTACT INFORMATION:

Please choose District and Department from drop down menu. Please post exactly as example below.

No Title's, No emails. Please use ARIAL 10 Font.

City Attorney's Office, Matt Marquez, (915) 212-0033

AGENDA LANGUAGE:

This is the language that will be posted to the agenda. Please use ARIAL 11 Font.

Application of El Paso Electric Company's Approval to Implement a Time-Varying Rate Pilot Program - PUC#56658; HQ#UTILITY-41 (551.071)



El Paso, TX

300 N. Campbell
El Paso, TX

Legislation Text

File #: 25-477, Version: 1

**CITY OF EL PASO, TEXAS
LEGISTAR AGENDA ITEM SUMMARY FORM**

DISTRICT, DEPARTMENT, CONTACT INFORMATION:

Please choose District and Department from drop down menu. Please post exactly as example below.

No Title's, No emails. Please use ARIAL 10 Font.

City Attorney's Office, Roberto Aguinaga, (915) 212-0033

AGENDA LANGUAGE:

This is the language that will be posted to the agenda. Please use ARIAL 11 Font.

Application of El Paso Electric Company for Approval of a Military Resiliency Services Tariff; HQ#UTILITY-52 (551.071)



El Paso, TX

300 N. Campbell
El Paso, TX

Legislation Text

File #: 25-479, Version: 1

**CITY OF EL PASO, TEXAS
LEGISTAR AGENDA ITEM SUMMARY FORM**

DISTRICT, DEPARTMENT, CONTACT INFORMATION:

Please choose District and Department from drop down menu. Please post exactly as example below.

No Title's, No emails. Please use ARIAL 10 Font.

City Attorney's Office, Ignacio Troncoso, (915) 212-0033

Capital Improvement Department, Yvette Hernandez, (915) 212-0065

AGENDA LANGUAGE:

This is the language that will be posted to the agenda. Please use ARIAL 11 Font.

Discussion on purchase, exchange, lease, or value of real property in El Paso; HQ 25-4751 (551.071)
(551.072) (551.087)