




CAPITAL IMPROVEMENT


FY 2026 MID-YEAR UPDATE



April 14, 2026



- **FY 2026**
 - **Mid-Year Results**
 - **Accomplishment Highlights**
- **Quality of Life Bond**
- **2019 Public Safety Bond**
- **2022 Community Progress Bond**
- **Capital Plans**
 - **2017 Capital Plan**
 - **2018 Capital Plan**
 - **2019 Capital Plan**
 - **2020 Capital Plan**



MID-YEAR RESULTS

SEPTEMBER 2025 – PRESENT


**EP
TX**

CITY OF EL PASO



FY 2026 Encumbrances

Month	Encumbrances FY 2023	Encumbrances FY 2024	Encumbrances FY 2025	*Encumbrances FY 2026
Sept	\$24,545,419	\$4,352,607	\$5,592,696	\$1,803,283
Oct	\$3,048,637	\$34,791,523	\$10,637,721	\$9,838,182
Nov	\$9,188,824	\$11,298,360	\$2,574,247	\$14,421,555
Dec	\$3,187,089	\$2,954,241	\$35,533,844	\$14,408,596
Jan	\$19,951,803	\$3,353,293	\$32,520,862	\$2,117,768
Feb	\$8,761,525	\$6,559,581	\$1,569,174	\$15,685,329
Mar	\$8,432,271	\$11,189,385	\$6,329,264	
Apr	\$5,342,025	\$14,389,690	\$2,203,969	
May	\$3,049,342	\$6,450,941	\$2,414,956	
Jun	\$4,037,660	\$9,002,041	\$6,554,613	
Jul	\$6,274,069	\$26,215,496	\$3,373,673	
Aug	\$3,066,037	\$21,322,820	\$3,196,889	
Total	\$86,336,564	\$151,879,978	\$112,501,909	\$58,274,713



*FY 26 – Preliminary Encumbrances

FY 2026 Expenditures

Month	Payments FY 23	Payments FY 24	Payments FY 25	Payments FY 26
Sept	\$1,387,128	\$1,375,241	\$176,157	\$1,218,942
Oct	\$8,780,413	\$7,319,919	\$4,790,637	\$12,715,047
Nov	\$8,896,357	\$9,591,304	\$6,011,858	\$11,039,513
Dec	\$7,185,717	\$6,343,098	\$9,658,675	\$7,801,366
Jan	\$10,557,805	\$8,923,846	\$7,940,988	\$7,491,621
Feb	\$9,685,128	\$9,064,121	\$5,749,583	\$7,520,906
Mar	\$11,520,722	\$8,824,315	\$8,464,210	
Apr	\$11,548,121	\$7,254,319	\$11,034,312	
May	\$8,749,626	\$10,255,867	\$12,646,303	
Jun	\$9,744,589	\$7,482,366	\$7,783,169	
Jul	\$12,498,650	\$6,896,101	\$11,250,733	
Aug	\$20,959,372	\$18,430,973	\$23,443,678	
Total	\$121,513,626	\$101,761,470	\$108,950,304	\$47,787,394

OVER
\$970 M
SPENT FY 18 – FY 26

*FY 26 – Preliminary Expenditures

Impacts for spending **\$47.8 M**

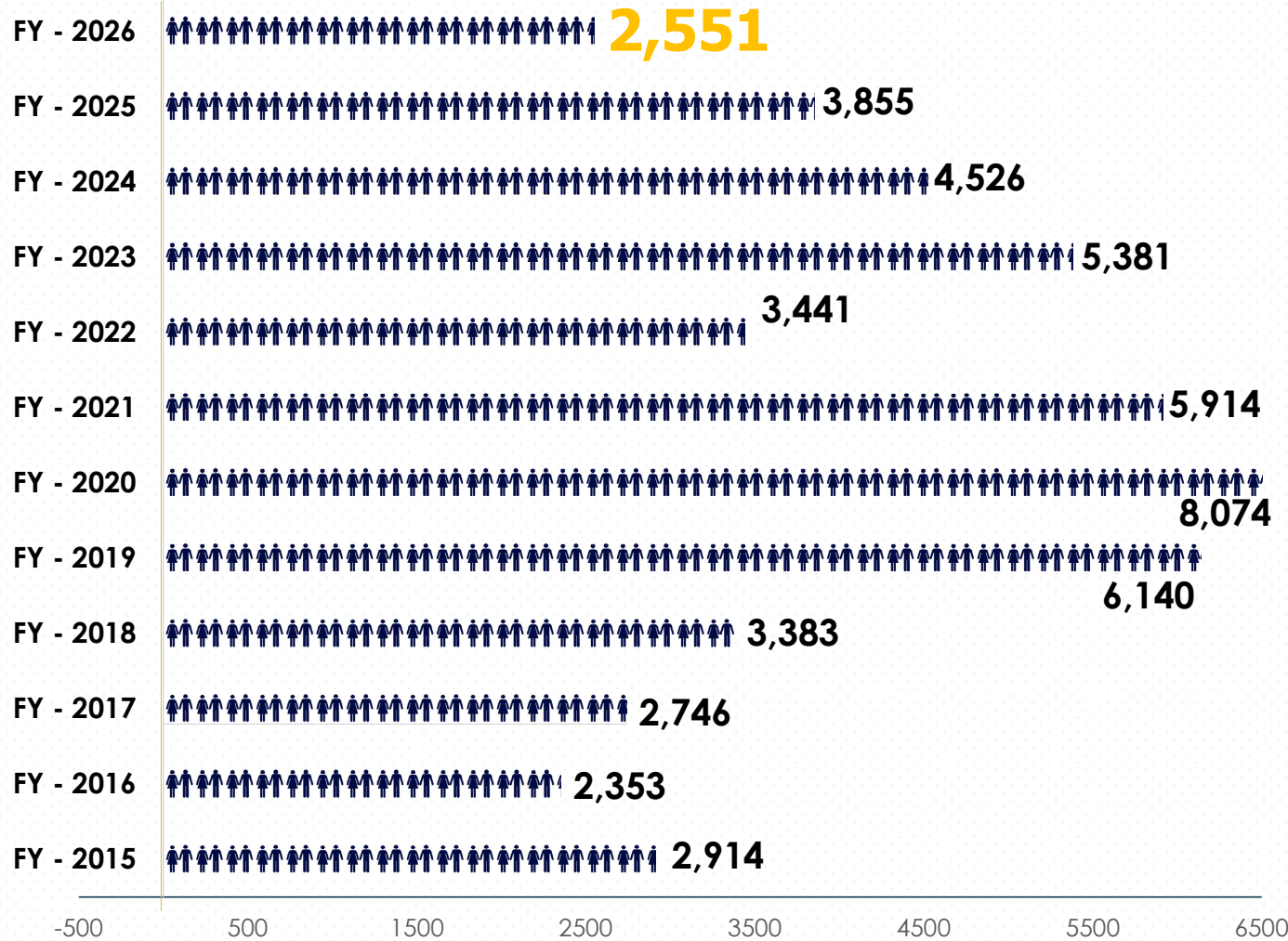
(September 2025 –February 2026)

Approximately **\$23,900,000** spent on labor costs



\$ 1 million
of construction projects
involves roughly
\$500,000 in labor
costs

JOBS SUPPORTED VIA CIP



Capital Projects have generated approximately

57,636
JOBS

From Sep 2011 through Feb 2026

*Job figures include all classifications and trades for contractors and subcontractors across all projects, for any duration. Data is sourced from LCP Tracker.

SPENDING & EMPLOYMENT

Spending Impact 2026

• Direct	\$47.8 M
• Indirect & Induced	\$17M / <u>13.5 M</u>
• Total	\$78.3 M

Employment Impact

• Direct	506.6
• Indirect & Induced	<u>121.4 / 162.8</u>
• Total Jobs	790.8

ONE-TIME PROJECT IMPACTS

- Indirect and induced impact or recirculated spending was estimated utilizing the IMPLAN modeling software
- Spending and employment impacts are estimated for a 1-year construction period
- Approximately 790 full time jobs supported by construction



Accomplishment Highlights





Mid-Year Updates:

- Central Fire Station scheduled for completion Spring 2026
- Fire Station Renovations ongoing; over 40% complete
- Public Safety Training Academy: Design starts April 2026; site-development construction February 2027
- Joint Police/Fire Headquarters: 30% Design complete; Construction begins Spring 2027
- All Abilities Playground: Construction starts Winter 2026
- Pebble Hills Reconstruction and Resurfacing scheduled for completion Winter 2026
- Vista Del Sol Reconstruction & Resurfacing Phase 1 scheduled for completion late Summer 2026



FY 2026

**14 COMPLETED
PROJECTS!**

Armijo Park Canopy
Carlos Bombach Park Playground Canopy
Chalio Acosta Sports Center HVAC Improvements (EPE)
East Cave Park Improvements - NIP V
Edgemere and Tierra Dorada traffic signal
Edgemere and Tim Foster traffic signal
MCAD History Museum Humidifier Replacement
Mesa Hills and Cabaret traffic signal
Mission Valley Regional CC Locker Room Restrooms Renovation
Paved Trails - Tierra Del Este
Rancho Del Sol Park Improvements - NIP V
Relogic Tenant Improvements
Sun Metro Pathways
Sun Metro Transit Charging Stations

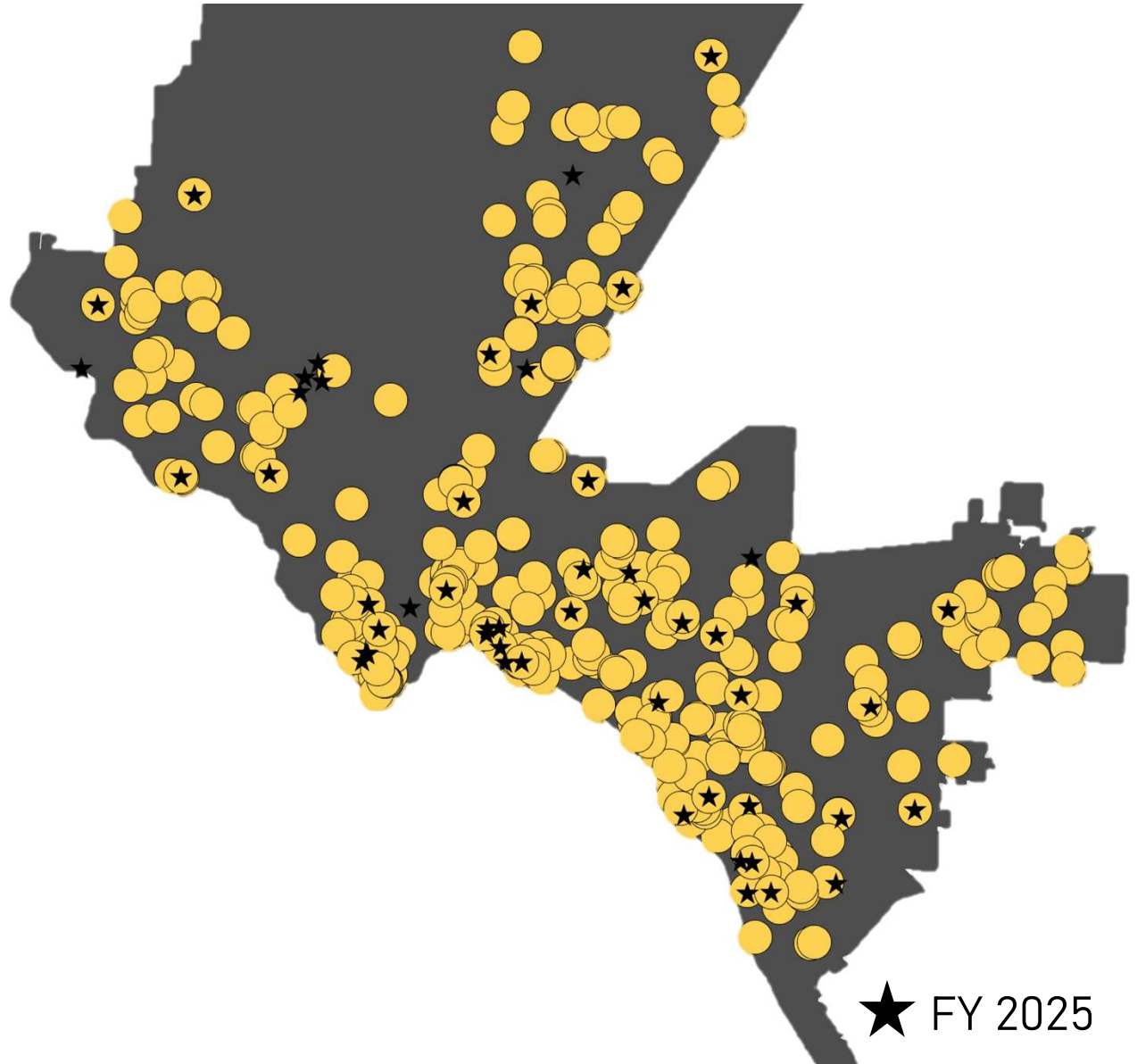


**FY 2026
Completed
Projects
(to date)**

625

Total Completed Projects

FY 15 - Present





FY 2026 MID YEAR VIDEO

Funding per Capital Plan



Capital Plan	Approval Date	Fund	Budget	Amount Issued	Remaining Authorization	YTD Expenses
2012 QOL Prop 1	11/6/2012	4800	\$245,000,000	\$245,000,000	\$0	\$228,948,978
2012 QOL Prop 2	11/6/2012	4800	\$48,250,000	\$48,250,000	\$0	\$48,158,366
Multi-Purpose Center MPC	11/6/2012	4800	\$51,791,161	\$51,791,160	\$0	\$51,791,160
2012 Street Infra	6/26/2012	4740	\$218,400,000	\$203,280,409	\$0	\$204,141,186
2017 CIP	8/7/2017	4741	\$71,500,000	\$71,500,000	\$0	\$62,115,432
2018 CIP Eastside Sports	12/19/2017	4744	\$14,532,000	\$14,532,000	\$0	\$14,055,528
2018 CIP	12/18/2017	4743	\$69,815,575	\$69,815,575	\$0	\$64,497,006
2019 CIP	4/30/2018	4745	\$86,186,410	\$86,186,410	\$0	\$69,257,643
2019 Public Safety Bond	11/5/2019	4820	\$413,122,650	\$167,297,000	\$245,825,650	\$129,691,126
2020 CIP	12/10/2019	4746	\$40,026,015	\$46,026,015	\$0	\$39,899,270
2022 Community Progress Bond	11/8/2022	4825	\$272,480,000	\$46,100,000	\$226,380,000	\$29,413,020

2012 Quality of Life Bonds

\$344,758,283



	Design	Bidding	Construction	Complete	Remaining
Number of Projects	3	2	3	235	
Total Budget	\$9,364,910	\$2,909,888	\$7,587,904	\$328,898,504	\$16,142,655

***Includes Various Funding*

3 Projects in Design

Project	District	Estimate	Construction Start	Construction Completion
Central Flat Fields **	2	\$7,060,349	Fall 2027	Fall 2028
Endangered Species Breeding Center	2	\$699,092	Fall 2026	Fall 2027
South American Pavilion Improvements Ph II **	2	\$1,605,469	Fall 2026	Fall 2027
<i>** Includes Inv Int</i>	TOTAL	\$9,364,910		

2 Projects in Bidding

Project	District	Estimate	Construction Start	Construction Completion
Asia Forest Skylight Roof Replacement **	2	\$691,063	Spring 2026	Summer 2026
Paved Trails – Montana – I-10	3,6, 7	\$2,218,825	Summer 2026	Summer 2027
<i>** Includes Inv Int</i>	TOTAL	\$2,909,888		

3 Projects in Construction

Project	District	Estimate	Construction Completion
Bear Ridge **	1	\$653,944	Spring 2026
Komodo Dragon Exhibit	2	\$5,270,364	Spring 2026
Paved Trails - Mountain to River Trails System	1	\$1,663,596	Summer 2026
<i>** Includes Inv Int</i>	TOTAL	\$7,587,904	



2019 PUBLIC SAFETY BOND

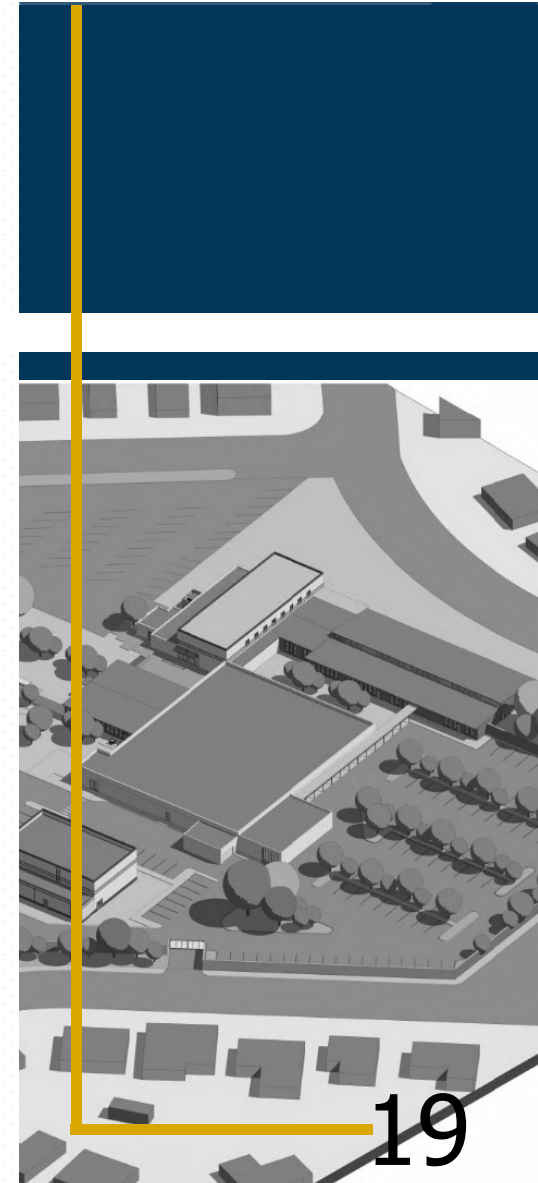
\$413,122,650



	Design	Bidding	Construction	Complete	Remaining
Number of Projects	16	3	5	17	
Total Budget	\$231,161,851	\$6,380,411	\$35,486,278	\$129,691,125	\$283,431,524

16 Projects in Design

Project	District	Estimate	Construction Start	Construction Completion
Fire Department Headquarters	3	\$39,628,887	Early 2027	Early 2029
Fire Department Training Academy and Vehicle Maintenance Repair and Supply Acquisition / Distribution and Logistics Center (3)	3	\$39,628,887	Early 2027	Summer 2029
Fire Station 2 - Renovation	1	\$2,085,074	Early 2027	Early 2028
Fire Station 27 Renovation	1	\$1,875,492	Spring 2026	Early 2027
Fire Station 28 Renovation	4	\$2,967,310	Fall 2026	Summer 2027
Fire Station 3 Renovation	8	\$3,648,050	Summer 2026	Summer 2027
Fire Station 6 Renovation	6	\$1,875,458	Fall 2026	Summer 2027
Mission Valley Regional Command Center Renovation	7	\$7,105,706	Spring 2028	Spring 2029
Northeast Regional Command Center Renovation	4	\$11,345,655	Fall 2026	Summer 2027
Pebble Hills Regional Command Center Renovation	3	\$8,081,821	Early 2027	Spring 2028
Police Department Central Regional Command	3	\$23,616,000	Winter 2026	Summer 2028
Police Department Headquarters	3	\$86,476,800	Early 2027	Early 2029
Police Department Training Academy	3	\$24,104,000	Early 2027	Summer 2029
Westside Regional Command Center Renovation	1	\$7,430,635	Summer 2027	Fall 2028
	TOTAL	\$231,161,851		



3 Projects in Bidding

Project	District	Estimate	Construction Start	Construction Completion
Fire Station 8 Phase 1 Bay Renovation	8	\$1,511,007	Summer 2026	Fall 2026
Fire Station 7 Renovation	2	\$3,060,631	Summer 2026	Summer 2027
Fire Station 18 Renovation	7	\$1,808,773	Spring 2026	Summer 2026
	TOTAL	\$6,380,411		

5 Projects in Construction

Project	District	Estimate	Construction Completion
Central Fire Station	8	\$23,919,244	Summer 2026
Fire Station 20 Renovation	3	\$1,450,228	Spring 2026
Fire Station 22 Renovation	8	\$6,055,546	Spring 2026
Fire Station 23 Renovation	4	\$1,525,444	Spring 2026
Fire Station 24 Renovation	7	\$2,535,816	Summer 2026
	TOTAL	\$35,486,278	



COMMUNITY PROGRESS BOND

\$272,480,000



	Pre-Design	Design	Bidding	Construction	Complete	Remaining
Number of Projects	10	21	13	13	10	
Total Budget	\$3,371,362	\$88,469,508	\$11,939,897	\$25,608,606	\$29,413,019	\$243,066,980

10 Projects in Pre-Design

Project	District	Estimate	Construction Start	Construction Completion
NIP 6- Album Park	3	\$389,000	Fall 2026	Winter 2026
NIP 6- Argal Park	7	\$246,000	Early 2027	Summer 2027
NIP 6- Enchanted Hills Park	1	\$415,000	Early 2027	Summer 2027
NIP 6- Grandview Park	2	\$480,000	Fall 2026	Winter 2026
NIP 6 - Little River Park	1	\$97,000	Fall 2026	Winter 2026
NIP 6- Mary Frances Keisling Park	1	\$155,000	Early 2027	Summer 2027
NIP 6- Mesquite Hills Park	5	\$378,149	Early 2027	Fall 2027
NIP 6 - Miners Park	5	\$551,213	Early 2027	Fall 2027
NIP 6- Ralph T Cloud Park	7	\$285,000	Early 2027	Summer 2027
NIP 6- Sunrise Civic	8	\$375,000	Summer 2027	Fall 2027
	TOTAL	\$3,371,362		

21 Projects in Design

Project	District	Estimate	Construction Start	Construction Completion
Airport Road Reconstruction and Resurfacing (2)	3	\$10,249,508	Summer 2027	Summer 2028
Airway Extension	3	\$12,497,886	Summer 2027	Spring 2028
Hondo Pass Reconstruction	4	\$5,080,000	Summer 2027	Spring 2029
Montwood Extension	5	\$20,185,712	Fall 2026	Summer 2027
Resler Extension	1	\$19,316,402	Fall 2026	Summer 2027
Rojas Street Reconstruction	7	\$6,320,000	Fall 2026	Fall 2027
Safe Routes To Parks (13 locations)	1, 2, 3, 4, 5, 7, 8, 6	\$5,800,000	Summer 2027	Summer 2028
Vista Del Sol Street Reconstruction Phase II	6	\$9,020,000	Fall 2026	Summer 2027
	TOTAL	\$88,469,508		



13 Projects in Bidding

Project	District	Estimate	Construction Start	Construction Completion
All-Abilities Playground-Regional	7	\$10,000,000	Winter 2026	Winter 2027
NIP 6- Austin Park	2	\$103,000	TBD	TBD
NIP 6- Burning Mesquite Park	6	\$668,585	TBD	TBD
NIP 6- Chuck Heinrich Park	4	\$369,850	TBD	TBD
NIP 6 - Linda Daw Hudson Park	1	\$20,754	TBD	TBD
NIP 6- Lionel Forti Park	3	\$71,000	TBD	TBD
NIP 6- Madeline & Alethea Park	8	\$115,700	TBD	TBD
NIP 6- Modesto Gomez Park	2	\$63,988	Spring 2026	Summer 2026
NIP 6- Playa Drain	7	\$172,000	Spring 2026	Summer 2026
NIP 6- Stoney Hill Drive- (Alabama Trail)	2	\$77,000	Spring 2026	Fall 2026
NIP 6- Todd Ware Park	4	\$20,020	TBD	TBD
NIP 6- Valle Bajo Rec Center	3	\$24,000	Spring 2026	Spring 2026
NIP 6 - Vista del Valle Park	3	\$234,000	Spring 2026	Spring 2026
	TOTAL	\$11,939,897		



13 Projects in Construction

Project	District	Estimate	Construction Completion
Alameda & Polo Inn Traffic Signal	3	\$907,679	Fall 2026
Blackie Chesher Park Canopy	7	\$437,500	Spring 2026
Hawkins & WH Burges Traffic Signal	3	\$874,527	Spring 2026
NIP 6 - Coronado Hills	1	\$26,934	Spring 2026
NIP 6 - Montoya Heights Park	1	\$87,700	Spring 2026
NIP 6 - Mundy Park	8	\$134,000	Summer 2026
NIP 6 - Shawver Park	7	\$56,000	Summer 2026
NIP 6 - Tierra Bella Estates (Tierra Berlin)	5	\$211,786	Spring 2026
PDN Rd. & West Town Entrance Traffic Signal (4930)	1	\$600,000	Spring 2026
Pebble Hills Reconstruction	5, 6, 3	\$12,370,000	Fall 2026
Redd & Gus Rails Traffic Signal	1	\$907,679	Fall 2026
Tierra Este & RC Poe Traffic Signal	5	\$907,679	Fall 2026
Vista Del Sol Reconstruction	7	\$8,087,122	Summer 2026
	TOTAL	\$25,608,606	



Resurfacing Program

FY 2023 - Present



4 Active Residential FY 2023

Project	District	Estimate	Construction Completion
Pratt Ave	6	\$218,225	Spring 2026
Billie Marie Dr, Robert Wynn St	7	\$219,800	Spring 2026
Lombardy Ave	1	Split	ON HOLD

12 Completed Residential FY 2023

Project	District	Estimate	Construction Completion
Olmos St	1	\$219,800	Spring 2025
Alps Dr	2	\$219,975	Summer 2024
Bellrose Dr, Brookhaven Dr, Honeysuckle Dr	3	\$215,950	Winter 2025
Stahala Dr	4	\$218,400	Summer 2024
Florence St, Gregory Ave, Kern Dr, McKelligon Dr	8	\$219,275	Summer 2025
Hueco Valley Dr, Ventana Ave	5	\$218,575	Spring 2026

FY2023
Total

\$1,750,000

Expenditures

\$812,448

27 Programmed Residential FY 2024

Project	District	Estimate	Construction Completion
Bailee Point, Bell Point, Cristal Point, Deer Point, Derby Point, Emerald Point, Garden Point, Honey Point, Huevo Cave, Hueco Hill, Hueco Mine, Hueco Pit, Huevo Sands, Hueco Valley, Ivy Point, Leah Point, Muddy Point, Pacific Point, Patriot Point, Perla Point, Rudy Valdez, Scarlet Point, Smokey Point, Spanish Point, Sunset Point	5	\$437,150	TBD
Village Gate Dr	6	\$436,450	Summer 2026
Florence St	8	\$438,550	Summer 2026

3 Active Residential FY 2024

Project	District	Estimate	Construction Completion
Zanzibar Dr,	3	\$431,900	Spring 2026
Chito Samaniego Dr, Dale Douglas Dr	7	\$439,600	Spring 2026

14 Completed Residential FY 2024

Project	District	Estimate	Construction Completion
Sterling Dr, Stotts Dr, Vista Verde Way, Warriors Dr, White Oak Dr	1	\$439,600	Spring 2025
Edgar Park Ave	2	\$439,950	Winter 2024
Sanders Ave	4	\$436,800	Fall 2024
Dick Ritter Dr	7	Split	Spring 2026
Palm St, River Ave, Wallenberg Dr (2)	8	Split	Summer 2025
Sal Berroteran Dr, Stone Castle Dr	6	Split	Spring 2026

FY2024
Total

\$3,500,000

Expenditures

\$1,523,188

16 Programmed Residential FY 2025

Project	District	Estimate	Construction Completion
Apache St, Puerto Rico St, Rancho Alegre Way,	3	\$431,900	Winter 2026
Wieland Way, Yuma Dr,	3	Split	Winter 2027
Bomarc St, Pickerel Dr	4	\$436,800	Summer 2026
Jason Crandall Dr, Tim Foster	5	\$437,150	Summer 2026
James Grant Dr, Jennifer Dr, Picasso Dr, Whirlaway Dr, Whistler Ln, Winslow Homer Dr	6	\$436,450	Summer 2026
Zenaida Ln	7	\$439,600	Spring 2026

5 Active FY Residential 2025

Project	District	Estimate	Construction Completion
Barcelona Dr, Blanco Dr	2	\$439,950	ON HOLD
New Haven Dr, Sargent Ln, Smith Rd	7	Split	Spring 2026

5 Completed Residential FY 2025

Project	District	Estimate	Construction Completion
Chiricahua Dr, Jivaro Pl, Lawndale Dr	1	\$439,600	Spring 2025
Prado Rd	7	Split	Spring 2024
Fiesta Dr	8	\$438,550	Summer 2025

FY2025
Total

\$3,500,000

Expenditures


\$1,039,654

17 Programmed Residential FY 2026

Project	District	Estimate	Construction Completion
Bethany Dr, Darlina Dr	3	\$360,000	Winter 2026
Bon Aire, Titan St	4	\$350,000	Spring 2027
Goya Ct, Jose Cisneros Dr, Kolliker Dr, Michelangelo Dr, Peter Cooper Dr	6	\$1,240,000	Summer 2026
Amigo Dr, Link Dr, Petty Ln	7	\$760,000	Fall 2026
Jebel Way, Monarch Dr, Mont Cervin Way, North Campbell St, Pizarro Dr	8	\$790,000	Spring 2028

16 Programmed Residential FY 2027

Project	District	Estimate	Construction Completion
Truman Ave	2	\$350,000	Summer 2027
Catalpa Ln	3	\$140,000	Winter 2027
Blue Wing Dr, Bobwhite Ave, Redstone Ln	4	\$440,000	Spring 2027
El Grego Cir, Esther Lama Dr	6	\$970,000	Summer 2026
Arnold Palmer Dr, Barandal Dr, Destello Rd, El Arco Dr, Kastrin St, Los Surcos Rd, Montera Rd, Silvestre Rd, Weston Brent Ln	7	\$1,600,000	Fall 2026



2017 CAPITAL PLAN

\$71,500,000



	Design	Bidding	Construction	Complete	Remaining
Number of Projects	1	1	10	62	
Total Budget	\$2,000,000	\$987,869	\$27,813,631	\$62,115,432	\$10,072,038

***Includes Various Funding*

1 Project in Design

Project	District	Budget	Construction Start
Cohen Site Readiness	4	\$2,000,000	Fall 2026
<i>**Includes Inv Int</i>	TOTAL	\$2,000,000	

1 Project in Bidding

Project	District	Budget	Construction Start
Cedar Grove Subdivision Improvements **	3	\$987,869	Fall 2026
<i>**Includes Inv Int</i>	TOTAL	\$987,869	

10 Projects in Construction

Project	District	Budget	Construction Completion
Border Highway West Shared Use Path*	8	\$1,875,459	Spring 2026
Connected Bike Lanes*	3,5,6,7	\$1,644,670	Winter 2026
Doniphan and Bird Signal	1	\$918,000	Summer 2026
Doniphan and West Green Signal	1	\$1,134,864	Summer 2026
Eastside Regional Park Phase 2	5	\$15,019,773	Summer 2027
MCAC Art Museum HVAC Chiller Replacement ***	DTWN	\$2,711,965	Spring 2026
McRae (FM2316) SUP Montwood to Album Ph I**	3	\$2,802,589	Summer 2026
Playa Drain SUP Padilla to Zaragoza*	7	\$1,728,786	Spring 2026
<i>*Includes FHWA ** Includes FHWA & SIB *** Includes Inv Int</i>	TOTAL	\$27,813,631	



2018 CAPITAL PLAN

\$69,815,575



	Design	Construction	Complete	Remaining
Number of Projects	2	2	29	
Total Budget	\$24,568,697	\$35,520,950	\$64,497,006	\$5,139,763

***Includes Various Funding*

2 Projects in Design

Project	District	Budget	Construction Start
Railroad Reconstruction **	4	\$24,568,697	Winter 2027
Sunland Park SUP **	8	TBD	Winter 2027
<i>** Includes FHWA & SIB</i>	TOTAL	\$24,568,697	

2 Projects in Construction

Project	District	Budget	Construction Completion
McRae (FM2316) SUP Alum to Montana Ph 2	3	\$1,320,733	Summer 2026
Sean Haggerty Extension **	4	\$34,200,217	Early 2027
<i>** Includes FHWA & SIB</i>	TOTAL	\$35,520,950	



2019 CAPITAL PLAN

\$86,186,410



	Design	Bidding	Construction	Complete	Remaining
Number of Projects	6	2	6	16	
Total Budget	\$11,026,839	\$2,594,942	\$15,336,492	\$69,257,642	\$17,825,459

***Includes Various Funding*

6 Project in Design


Project	District	Budget	Construction Start
Piedras Reconstruction Phase I & Sun City Lights D2	2, 8	\$1,829,388	Fall 2026
TMC – Upgrades PH I (Design for Ph II, III, IV, V) **	ALL	\$9,197,451	Fall 2026
<i>** Includes FHWA & SIB</i>		TOTAL	\$11,026,839

3 Projects in Bidding

Project	District	Budget	Construction Start
Sun City Lights - District 7 (Pueblo Viejo Park)	7	\$1,297,471	Spring 2026
Sun City Lights -District 6 (Marty Robbins Park)	6	\$1,297,471	Spring 2026
		TOTAL	\$2,594,942

6 Projects in Construction

Project	District	Budget	Construction Completion
Downtown Bicycle Improvements Ph I **	8	\$3,310,708	Spring 2026
Pebble Hills ITS Ground Boxes	3,6	\$330,179	TBD
Sunland Park, Shadow Mt. / Westwind / Redd Road Phase II / Executive Center Roadway Lighting & Landscape Improvements	1, 8	\$11,695,605	Early 2027
<i>** Includes FHWA & SIB</i>		TOTAL	\$15,336,492



2020 CAPITAL PLAN


\$46,026,015



	Construction	Complete	Remaining
Number of Projects	1	38	
Total Budget	\$1,877,950	\$39,899,269	\$6,481,287

1 Project in Construction

Project	District	Budget	Construction Completion
Sun City Lights –MCA (Washington Park)	2	\$1,877,950	Summer 2026
	TOTAL	\$1,877,950	



MISSION



Deliver exceptional services to support a high quality of life and place for our community.

VISION



Develop a vibrant regional economy, safe and beautiful neighborhoods and exceptional recreational, cultural and educational opportunities powered by a high performing government.



VALUES

Integrity, **R**espect, **E**xcellence,
Accountability, **P**eople

MISIÓN



Brindar servicios excepcionales para respaldar una vida y un lugar de alta calidad para nuestra comunidad

VISIÓN



Desarrollar una economía regional vibrante, vecindarios seguros y hermosos y oportunidades recreativas, culturales y educativas excepcionales impulsadas por un gobierno de alto desempeño



VALORES

Integridad, Respeto, Excelencia,
Responsabilidad, Personas