

RESOLUTION

BE IT RESOLVED BY THE CITY COUNCIL OF THE CITY OF EL PASO:

That the City Manager, or designee, be authorized to sign and submit to the Department of Housing and Urban Development (HUD) the 2025-2029 Consolidated Plan, Form SF-424 and Form SF 424 D, all certifications and assurances contained therein, and any documents necessary to comply with HUD requirements; and

That the City Manager, or designee, be authorized to sign Grant Agreements with HUD for the four entitlement grants covered by the 2025-2029 Consolidated Plan: The Community Development Block Grant (CDBG), the Emergency Solutions Grant (ESG), the HOME Investment Partnerships Program (HOME), the Housing Opportunities for Persons with AIDS Program (HOPWA).

That the City Manager, or designee, be authorized to sign all Letters of Support, Certifications of Local Government Approval, Release of Liens, Assurances, and Certifications of Consistency with the 2025-2029 Consolidated Plan required by HUD or the State of Texas for grant applications or applications for Low Income Housing Tax Credits for programs covered by the 2025-2029 Consolidated Plan or related Community Development programs; and

That the City Manager, or designee, subject to completion of environmental review, be authorized to sign all contracts and documents with subrecipients related to the implementation and performance of the activities contained in the 2025-2029 Consolidated Plan, corresponding Annual Action Plans, and programs thereof. The City Manager, or designee, is authorized herein to sign amendments to such contracts which add to or reduce funding, including but not limited to the de-obligation of funds by mutual termination, scope of work changes, and extensions to the contract period; and

That the City Manager, or designee, be authorized to sign all Environmental Assessments, Requests for Release of Funds, Certifications, and Performance Reports required by the U .S. Department of Housing and Urban Development for activities covered by the 2025-2029 Consolidated Plan and related Community Development programs; and

That the City Manager, or designee, be authorized to sign agreements to secure matching funds which add to amounts allocated under the regular budget; and to sign amendments to matching fund agreements, including extensions to the contract period; and

That the City Manager, or designee, be authorized to sign all amendments, subordination agreements, loan modification agreements, release of liens, assumption agreements, and other similar documents related to transactions performed under all Action Plans in under the 2025-2029 Consolidated Plan and previous entitlement grants provided such documents are approved by the City Attorney's office as to form and comply with department policies and procedures; and

That the City Manager be authorized to execute letters of support, certifications, and other similar documents, that allow third parties to secure funding from state, federal, and local agencies which further the goals of the City's Consolidated Plan.

APPROVED this _____ day of _____ 2025.

CITY OF EL PASO:

Renard U. Johnson
Mayor

ATTEST:

Laura D. Prine
City Clerk

APPROVED AS TO FORM:

Russell T. Abeln

Russell T. Abeln
Assistant City Attorney

APPROVED AS TO CONTENT:

Nickole H. Rodriguez

Nickole H. Rodriguez, Director
Community and Human Development

CITY OF EL PASO

Consolidated Plan

2025-2029



Table of Contents

Executive Summary.....	6
ES-05 Executive Summary	6
Introduction.....	6
Summary of Objectives and Outcomes Identified in the Plan Needs Assessment Overview	6
Evaluation of Past Performance	7
Summary of Citizen Participation Process and Consultation Process	7
Summary of Public Comments	7
Summary of Comments or Views Not Accepted and the Reasons for Not Accepting Them	7
Summary.....	8
The Process.....	9
PR-05 Lead & Responsible Agencies 24 CFR 91.200(b)	9
Narrative	9
PR-10 Consultation – 91.100, 91.110, 91.200(b), 91.300(b), 91.215(l) and 91.315(l)	10
Introduction.....	10
PR-15 Citizen Participation – 91.105, 91.115, 91.200(c) and 91.300(c).....	20
Needs Assessment	23
NA05 - Overview Needs Assessment Overview NA-10 Housing Needs Assessment - 24 CFR 91.205 (a, b, c)	23
NA-15 Disproportionately Greater Need: Housing Problems – 91.205 (b)(2)	38
NA-20 Disproportionately Greater Need: Severe Housing Problems – 91.205 (b)(2)	40
NA-25 Disproportionately Greater Need: Housing Cost Burdens – 91.205 (b)(2)	42
NA-30 Disproportionately Greater Need: Discussion – 91.205(b)(2)	42
NA-35 Public Housing – 91.205(b)	43

Section 504 Needs Assessment	46
NA-40 Homeless Needs Assessment – 91.205(c)	46
NA-45 Non-Homeless Special Needs Assessment – 91.205 (bid)	50
NA-50 Non-Housing Community Development Needs – 91.215(f)	54
Housing Market Analysis	58
MA-05 Overview	58
MA-10 Number of Housing Units – 91.210(a)&(b)(2)	58
MA-15 Housing Market Analysis: Cost of Housing – 91.210(a)	62
MA-20 Housing Market Analysis: Condition of Housing – 91.210(a)	64
MA-25 Public and Assisted Housing – 91.210(b)	67
MA-30 Homeless Facilities and Services – 91.210(c)	71
MA-35 Special Needs Facilities and Services – 91.210(d)	73
MA-40 Barriers to Affordable Housing – 91.210(e)	76
MA-45 Non-Housing Community Development Assets – 91.215(f)	77
MA-50 Needs and Market Analysis Discussion	82
MA-60 Broadband Needs of Housing occupied by Low- and Moderate-Income Households - 91.210(a)(4), 91.310(a)(2)	85
MA-65 Hazard Mitigation – 91.210(a)(5), 91.310(a)(3)	85
Strategic Plan	89
SP-10 Geographic Priorities – 91.215(a)(l) Geographic Area (view/add)	89
SP-25 Priority Needs – 91.215(a)(2)	90
SP-30 Influence of Market Conditions – 91.215 (b)	99
SP-35 Anticipated Resources – 91.215(a)(4), 91.220(c)(1,2)	100
SP-40 Institutional Delivery Structure – 91.215(k)	102

SP-45 Goals Summary – 91.215(a)(4)	107
SP-50 Public Housing Accessibility and Involvement – 91.215(c)	114
SP-55 Barriers to affordable housing – 91.215(h)	114
SP-60 Homelessness Strategy – 91.215(d)	115
SP-65 Lead-based paint Hazards – 91.215(i)	116
SP-70 Anti-Poverty Strategy – 91.215(j)	117
SP-80 Monitoring – 91.230	118
AP-15 Expected Resources – 91.220(c) (1,2)	122
Annual Goals and Objectives	125
AP-35 Projects – 91.220(d)	131
AP-38 Project Summary	132
AP-50 Geographic Distribution – 91.220(f)	142
Affordable Housing	143
AP-55 Affordable Housing – 91.220(g)	143
AP-60 Public Housing – 91.220(h)	144
AP-65 Homeless and Other Special Needs Activities – 91.220(i)	145
AP-70 HOPWA Goals - 91.220 (l)(3)	147
AP-75 Barriers to affordable housing – 91.220(j)	147
AP-85 Other Actions – 91.220(k)	148
Program Specific Requirements	150
AP-90 Program Specific Requirements – 91.220(l) (1,2,4)	150

DRAFT

Executive Summary

ES-05 Executive Summary

Introduction

The City of El Paso's 2025-2029 Consolidated Plan outlines a five-year strategy to address housing, infrastructure, and service needs for low to moderate-income residents. Developed by the Department of Community and Human Development (DCHD), the Plan supports the administration of five federal entitlement grants, including the Community Development Block Grant (CDBG), Emergency Solutions Grant (ESG), HOME Investment Partnerships Program (HOME), Housing Opportunities for Persons With AIDS (HOPWA), and HOME ARP. This strategy is based on extensive public input, current housing market conditions, and key findings from the 2025 Community Needs Assessment. For purposes of this plan, the City of El Paso may be referred to as "the City."

Summary of Objectives and Outcomes Identified in the Plan Needs Assessment Overview

The plan identifies five key objectives:

- ❖ Expand affordable housing through preservation, construction, and tenant-based rental assistance
- ❖ Strengthen homelessness prevention and rapid rehousing strategies
- ❖ Increase access to mental health care and supportive services
- ❖ Improve walkability and infrastructure in underserved areas
- ❖ Enhance public facilities and programs serving families and vulnerable individuals

The Community Needs Assessment (CNA) gathered input from over 640 residents through bilingual surveys and public forums, with additional responses from 40 local agencies. Community members identified mental health services, affordable housing, transportation, and family support as top concerns. Residents also prioritized neighborhood improvements such as food pantries, accessible sidewalks, and public safety infrastructure. The CNA emphasized unmet needs in walkability, housing repair, and mental health support, especially in central, lower valley, and Northeast neighborhoods. These findings shaped the Plan's goals and targeted investments.

Evaluation of Past Performance

Over the past five years, the City has invested federal funds to address housing insecurity, improve neighborhoods, and support nonprofit service delivery. Significant funding was allocated through the Emergency Rental Assistance programs during the pandemic, as well as through ESG-CV, which helped stabilize households at risk of homelessness. The City also expanded outreach and housing navigation, particularly through the El Paso Helps initiative. While these efforts made measurable progress, ongoing challenges remain related to housing affordability, system accessibility, and the availability of long-term support for vulnerable families.

Summary of Citizen Participation Process and Consultation Process

The City's Citizen Participation Plan guided a robust, equity-driven public engagement process. The 2025 Community Needs Assessment reached residents in both English and Spanish, using online surveys, neighborhood meetings, and senior center outreach with support from RSVP volunteers. A wide range of voices participated, including individuals with lived experience of homelessness, youth service organizations, and disability advocates. The City also hosted the 2025 State of Homelessness forum in collaboration with the El Paso Coalition for the Homeless, bringing together over 80 stakeholders. These engagement efforts shaped the Consolidated Plan's priorities, especially around behavioral health, family stability, and system navigation.

Summary of Public Comments

Survey participants and public forum attendees consistently emphasized the need for mental health care, affordable rental housing, safe and walkable neighborhoods, and youth and family services. Many respondents shared concerns about increasing rent burdens, overcrowded homes, and limited access to local services such as food pantries, childcare, and transportation. Stakeholders also identified the need for stronger case management, trauma-informed support, and affordable housing that accommodates large families and people with disabilities.

Summary of Comments or Views Not Accepted and the Reasons for Not Accepting Them

All comments received during the public outreach process **will be** reviewed and considered. No comments were intentionally excluded. Some agencies did not respond to outreach despite multiple engagement efforts. The City provided accessible, bilingual materials and

continues to prioritize outreach to underrepresented voices, including grassroots and community-based organizations, youth-focused programs, and reentry service providers.

Summary

The 2025–2029 Consolidated Plan reflects El Paso’s commitment to inclusive, data-informed, and community-centered planning. Guided by resident voices and local data, the Plan invests in housing access, mental and behavioral health, neighborhood infrastructure, and systems coordination. It supports a network of programs that help residents stabilize, recover, and thrive. By addressing the specific needs of low-income families, people with disabilities, and individuals experiencing homelessness, the Plan works towards a more equitable, safe, and supportive El Paso.

However, the Plan is developed in the context of significant fiscal uncertainty. The instability of federal allocations, combined with looming cuts to critical housing and community development programs, threatens to reduce the City’s ability to meet rising needs. These threats of funding reductions come at a time when inflation continues to drive up the cost of living, exacerbating the housing crisis and placing additional pressure on already strained local systems. As a result, service delivery may be impacted, and program reach may be limited. DCHD reserves the right to make adjustments to the Citizen Participation Plan, ensuring that any changes in priorities or funding allocations are made transparently, equitably, and with continued community input.

The Process

PR-05 Lead & Responsible Agencies 24 CFR 91.200(b)

Describe the agency/entity responsible for preparing the Consolidated Plan and those responsible for the administration of each grant program and funding source

The following are the agencies/entities responsible for preparing the Consolidated Plan and those responsible for the administration of each grant program and funding source.

AGENCY ROLE	NAME	DEPARTMENT/AGENCY
CDBG Administrator	EL PASO	Community and Human Development
HOPWA Administrator	EL PASO	Community and Human Development
HOME Administrator	EL PASO	Community and Human Development
ESG Administrator	EL PASO	Community and Human Development

Table 1 – Responsible Agencies

Narrative

For information regarding the City of El Paso 2025-2029 Consolidated Plan, please contact the Department of Community + Human Development at:

DCHDServices@elpasotexas.gov
(915) 212-1559
801 Texas Avenue, 3rd floor
El Paso, TX 79901
Consolidated Plan Public Contact Information

PR-10 Consultation – 91.100, 91.110, 91.200(b), 91.300(b), 91.215(I) and 91.315(I)

Introduction

The City of El Paso has developed an integrated and collaborative approach to addressing the needs of residents experiencing or at risk of homelessness, housing instability, or related challenges. Through the leadership of the Department of Community and Human Development (DCHD), the City coordinates with a broad network of public and assisted housing providers, social service agencies, health and behavioral health systems, and regional coalitions. This section outlines how the City enhances cross-sector coordination; collaborates with the Continuum of Care and partner agencies to meet the needs of people experiencing homelessness including chronically homeless individuals, veterans, families with children, and unaccompanied youth; and engages in meaningful consultation on the use of ESG funds and administration of HMIS to support evidence-based outcomes and strategic service delivery.

Provide a concise summary of the jurisdiction's activities to enhance coordination between public and assisted housing providers and private and governmental health, mental health, and service agencies (91.215(I)).

The City of El Paso, through DCHD, works year-round to coordinate with public and assisted housing providers, as well as private and governmental health, mental health, and service agencies. The City collaborates extensively with the Housing Authority of the City of El Paso / Housing Opportunity Management Enterprises (HOME), Centro San Vicente, Opportunity Center, Emergence Health Network, Amistad, and United Way of El Paso through the El Paso Helps initiative to ensure a unified approach to serving vulnerable populations.

These collaborative relationships are strengthened through the Community Needs Assessment (CNA) process, which gathers input from over 640 residents citywide and directs priorities for housing, mental health, family stability, and homelessness. The CNA is also supported by engagement with neighborhood associations, advocacy boards (e.g., Accessibility Advisory Committee, Veterans Affairs Council), and senior volunteer partners, like the RSVP program.

Additionally, the City supports and consults with agencies like Endeavors, Project Vida, and YWCA El Paso del Norte Region to bridge public housing efforts with supportive health and service delivery networks. These partnerships ensure coordination across housing development, homelessness prevention, mental and behavioral health care, and family support services.

Describe coordination with the Continuum of Care and efforts to address the needs of homeless persons (particularly chronically homeless individuals and families, families with children, veterans, and unaccompanied youth) and persons at risk of homelessness.

The City of El Paso leads the El Paso Helps Collaborative, a citywide initiative designed to provide immediate, coordinated support to individuals and families experiencing homelessness or housing crises. El Paso Helps operates a real-time response network that includes:

- ❖ A centralized online portal and live-agent hotline
- ❖ Mobile 24/7, street outreach teams
- ❖ A no-barrier Welcome Center
- ❖ Direct links to shelter, housing, food, behavioral health care, and other critical services

Under the City's leadership, the collaborative brings together service providers across the region to respond to homelessness with speed and compassion. The initiative prioritizes individuals with the highest barriers to housing, including chronically homeless individuals and families, families with children, unaccompanied youth, and veterans. El Paso Helps has served over 11,000 individuals in the last year, expanding access to crisis resources, housing placement, and wraparound supports. It also plays a key role in prevention, working proactively with partner agencies to assist residents at risk of homelessness.

Alongside this leadership role, the City maintains a collaborative relationship with the El Paso Coalition for the Homeless, which serves as the Collaborative Applicant, Coordinated Entry, and HMIS lead for the El Paso Continuum of Care (CoC). The CoC consists of a wide and diverse group of agencies working collectively to prevent and end homelessness in the region. Partner organizations include, but are not limited to:

El Paso Coalition for the Homeless (EPCH)

- Role in CoC: Serves as the Collaborative Applicant, HMIS Lead, and Coordinated Entry entity for the El Paso CoC. EPCH facilitates system coordination, data management, and funding strategies across partner agencies to address homelessness in the region.
epchomeless.org

Opportunity Center for the Homeless

- Role in CoC: Operates emergency shelters, transitional housing, and permanent supportive housing. They work closely with EPCH and other partners to move clients toward housing stability and self-sufficiency.
homelessopportunitycenter.org

Emergence Health Network

- Role in CoC: Provides mental health and substance use treatment services, including crisis care and outpatient programming. A key behavioral health partner in the CoC, especially for high-needs individuals.
emergencehealthnetwork.org

Centro San Vicente Homeless Clinic

- Role in CoC: Offers medical, dental, and behavioral health services to people experiencing homelessness. Supports housing stability through integrated care.
nhchc.org

Project Punto de Partida (Recovery Alliance of El Paso)

- Role in CoC: Focuses on peer recovery support, harm reduction, and connecting people with substance use disorders to health and housing resources. Collaborates with outreach and housing partners.
recoveryalliance.net

El Paso Department of Public Health – STD & HIV Prevention & Surveillance

- Role in CoC: Provides public health outreach, testing, and care navigation for people experiencing homelessness, especially through the HOPWA program and linkage-to-care services.
elpasotexas.gov

El Paso County General Assistance

- Role in CoC: Offers rental and utility assistance to low-income households. Often works as a prevention and diversion partner within Coordinated Entry.
epcounty.com

Amistad

- Role in CoC: Provides outreach, transportation, and case management, particularly for individuals with disabilities or seniors. Supports housing access through navigation and referrals.
projectamistad.org

Endeavors

- Role in CoC: Specializes in housing assistance and supportive services for veterans and their families. Plays a key role in the CoC's veteran homelessness response.
endeavors.org

United Way of El Paso County

- Role in CoC: Supports local nonprofits and systems coordination through capacity building and funding. Occasionally, partners on initiatives that align with housing and health stability.
unitedwayelpaso.org

While Housing First is prioritized across the Continuum of Care, not all programs operate under this model. These agencies implement varying approaches, many of which incorporate Housing First principles by offering coordinated services such as outreach, emergency shelter, transitional and permanent housing, case management, and connections to healthcare and employment. The CoC places a strong emphasis on serving chronically homeless individuals, veterans, families with children, and unaccompanied youth.

The CoC's Strategic Plan focuses on:

- ❖ Expanding access to affordable housing
- ❖ Strengthening inter-agency leadership and civic engagement
- ❖ Enhancing self-sufficiency
- ❖ Reshaping the crisis response system
- ❖ Advancing housing and health stability

The EPCH also leads the annual Point-In-Time (PIT) Count, a vital tool for understanding the local homelessness landscape and guiding funding decisions. The PIT is done by volunteers to include community members. Data from the PIT Count and the Coordinated Entry System inform performance targets, service delivery priorities, and funding strategies.

Together, El Paso Helps, and the Continuum of Care represent the City's dual-track strategy to address homelessness, one that is proactive, collaborative, and centered on outcomes. Both systems are tightly aligned with HUD priorities and designed to address the most urgent and complex needs in the community.

Describe consultation with the Continuum(s) of Care that serve the jurisdiction's area in determining how to allocate ESG funds, develop performance standards and evaluate outcomes, and develop funding, policies, and procedures for the administration of HMIS.

The City of El Paso regularly consults with the El Paso Continuum of Care (CoC), which includes the CoC Collaborative Applicant, HMIS Lead Agency, the Coalition for the Homeless, and its network of partner agencies, to determine the most effective use of Emergency Solutions Grant (ESG) funds. This consultative process involves robust, collaborative planning sessions where key stakeholders review local housing and service data to prioritize ESG-funded activities. In these sessions, the City and its CoC partners focus on interventions that are designed to meet the critical needs of the community, particularly for chronically homeless individuals and families, families with children, veterans, and unaccompanied youth.

Key aspects of this consultative process include:

Collaborative Planning: Agencies come together to identify and prioritize ESG-funded initiatives. Specific activities such as rapid rehousing, homelessness prevention, and street outreach are strategically prioritized to ensure that resources directly address the needs of those most vulnerable. For example, planning sessions focus on creating rapid exit strategies for individuals in prolonged shelter stays, improving access to permanent supportive housing, and implementing targeted outreach programs for veterans and youth at risk of homelessness.

Development of Performance Benchmarks and Outcome Targets: The consultation process emphasizes the establishment of clear, measurable performance benchmarks and program outcome targets. Decisions are guided by data derived from the annual Point-in-Time Count, coordinated entry systems, and detailed agency-level performance metrics. This data-driven approach enables the CoC to set realistic targets and ensure that ESG-funded programs integrate housing placement with comprehensive supportive services, such as mental health care, substance use treatment, and employment assistance, that are critical for sustainable success.

Committee Involvement and Policy Shaping: The City participates in several committees that provide ongoing oversight and input on ESG-funded programs. These committees help to shape policies that ensure the effective delivery of services, refine performance standards, and maintain compliance with HUD guidelines. In addition, the City leverages its general fund and other outside sources to meet ESG matching requirements, thereby bolstering the overall impact of federal funds.

Evidence-Based Policy and Ongoing Improvements: El Paso's CoC-wide coordination supports the development of evidence-based policies by integrating real-time data and community feedback. This ensures accurate reporting and compliance with HUD requirements. Moreover, the City is actively involved in a task force aimed at revising the CoC 603 Charter, which will further streamline policies and

procedures to enhance the responsiveness of ESG-funded programs for those who are chronically homeless, families with children, veterans, and unaccompanied youth.

Through this comprehensive approach, the City of El Paso not only maximizes the impact of ESG funds but also creates a resilient, coordinated service network that is tailored to the unique challenges faced by the most vulnerable populations in the community.

Describe Agencies, groups, organizations, and others who participated in the process, and describe the jurisdictions' consultations with housing, social service agencies, and other entities.

Date	Mode of Outreach	Target of Outreach	Mode of Outreach Details (can put on "Other" under Target Outreach)
Feb-25	Other	Non-targeted/broad community	Community Needs Assessment Surveys
Feb-25	Other	Organizations serving the unhoused	Community Needs Assessment Surveys
Monthly	Other	Other: City Department, Non-Profit Agencies, and Non-Municipal Government Entities	Jail Re-Entry Task Force Meetings (monthly)
Monthly	Other	Other: City Department, Non-Profit Agencies, and Non-Municipal Government Entities	HOPWA Coordination Meetings (monthly)
Weekly	Other	Other: City Department, Non-Profit Agencies, and Non-Municipal Government Entities	El Paso Helps Partner Meetings (weekly)
Nov-24	Other	Other: City Department, Non-Profit Agencies and Non-Municipal Government Entities	Street Outreach Ride-Along
Nov-24	Other	Other: City Department, Non-Profit Agencies and Non-Municipal Government Entities	The Salvation Army Thanksgiving Meal Preparation "Volunteer" Opportunity/Collaboration (find better words)
Nov-24	Other	Non-targeted/broad community Other: City Department, Non-Profit Agencies and Non-Municipal Government Entities	Hunger & Homelessness Awareness Discussion Panel + Art Exhibit
Periodically	Other	Other: City Department, Non-Profit Agencies and Non-Municipal Government Entities	Humanitarian CFT - Campsite Visit/Call to Action Meetings/Homeless Response Approach Meeting/Humanitarian Operations Meeting

Mar-25	Other	Other: City Department, Non-Profit Agencies and Non-Municipal Government Entities	SOH Round-Table Discussion Meeting
Sep-24	Other	Non-targeted/broad community Other: City Department, Non-Profit Agencies and Non-Municipal Government Entities	HUD Affordable Housing Summit
Feb-25	Email distribution/Citywide Outreach	Non-targeted/broad community	Community Needs Assessment Public Information Session I
Feb-25	Email distribution/Citywide Outreach	Non-targeted/broad community	Community Needs Assessment Public Information Session II
Jun-25	Public Hearing	Non-targeted/broad community	Policies and Procedures presented to City Council (tentative)
Jun-25	Newspaper Ad	Non-targeted/broad community Other: City Department, Non-Profit Agencies and Non-Municipal Government Entities	ConPlan Presented to City Council (tentative)
Jun-25	Newspaper Ad	Non-targeted/broad community Non-English Speaking Other: City Department, Non-Profit Agencies and Non-Municipal Government Entities	Community Needs Assessment Presented to Council (tentative)
Jun-25	Public Hearing	Non-targeted/broad community Other: City Department, Non-Profit Agencies and Non-Municipal Government Entities	Newspaper Ad Consolidated Plan (tentative)
Jun-25	Newspaper Ad	Non-targeted/broad community Non-English Speaking Other: City Department, Non-Profit Agencies and Non-Municipal Government Entities	Newspaper Ad CNA (tentative)

Table 2

Briefly describe how the Agency/Group/Organization was consulted. What are the anticipated outcomes of the consultation or areas for improved coordination?

Consolidated Plan-EL PASO

The City of El Paso consulted with agencies, groups, and organizations through a multi-pronged outreach strategy that included direct invitations, stakeholder meetings, focus groups, email communication, public hearings, and a citywide Community Needs Assessment (CNA) survey. Materials were provided in both English and Spanish, and participation was promoted across the City's website, social media, and through outreach by partner agencies.

A key consultation effort was the 2024 State of Homelessness event, co-hosted by the City and the El Paso Coalition for the Homeless. The event convened 81 participants, including housing and service providers, public officials, and individuals with lived experience. It served as a forum for discussing current challenges, identifying system gaps, and cultivating actionable strategies for preventing and ending homelessness in El Paso.

Insights from the State of Homelessness event, along with broader engagement activities, were instrumental in informing the development of priorities for the Consolidated Plan and Annual Action Plan, particularly around expanding access to permanent housing, improving mental and behavioral health services, and strengthening rapid response capacity.

Anticipated outcomes of these consultations include:

- ❖ Enhanced coordination between housing, health, and social service agencies
- ❖ More targeted and equitable use of HUD funds
- ❖ Strengthened strategic planning for high-barrier populations (chronically homeless, families with children, veterans, and unaccompanied youth)
- ❖ Expanded partnerships and system-level problem-solving across sectors

Areas for improved coordination include:

- ❖ Broader engagement of grassroots and community-based organizations
- ❖ Continued outreach to agencies that did not respond during this cycle
- ❖ Increased collaboration with youth-focused, reentry, and workforce development providers

Notably, the most repeated takeaway from the State of Homelessness event was the importance of genuine collaboration. Many agencies began coordinating before the event even ended. Participants proposed actionable ideas such as forming recurring working groups, lobbying for updates to procurement legislation, developing centralized service directories, and increasing cross-agency mentorship.

There was a strong, collective emphasis on the need for shared data systems and trust-based partnerships as foundational tools to improve system navigation and drive long-term change.

Identify any Agency Types not consulted and provide rationale for not consulting

The City of El Paso did not intentionally exclude any agency type from the consultation process. Outreach during the planning cycle was comprehensive and inclusive. The Community Needs Assessment (CNA) survey and public input opportunities were promoted citywide through the City’s website, social media platforms, partner networks, and community meetings, with materials available in both English and Spanish.

Despite these efforts, some agencies and organizations did not respond to or participate in the process. Their absence was not due to exclusion or oversight but rather to non-response despite broad and accessible opportunities for input. The City remains committed to engaging all sectors in future planning efforts and will continue to build and strengthen relationships to ensure even broader participation moving forward. Other local/regional/state/federal planning efforts are considered when preparing the Plan.

Name of Plan	Lead Organization	How do the goals of your Strategic Plan overlap with the goals of each plan?
City of El Paso 24 in 2025 Strategic Plan	City of El Paso	Goals and objectives in this Consolidated Plan are intentionally aligned with the goals of the City’s Strategic Plan.
Comprehensive Housing Market Analysis; El Paso, Texas	U.S. Department of Housing and Urban Development,	The goals align with the CHMA by addressing the city’s shortage of affordable housing, high-cost burdens, and the need for targeted support to vulnerable populations.
PHA Plan for the Housing Authority of the City of El Paso, Texas 5-Year Plan for Fiscal Years 2025 - 2029. o	Housing Authority of the City of El Paso	Expand affordable housing through new construction and rehabilitation, enhancing housing quality and accessibility, and promoting self-sufficiency and homeownership opportunities for low-income residents
Community Needs Assessment	Project Bravo	addressing critical gaps in affordable housing, utility assistance, and access to supportive services for low-income families across El Paso County.

Current State Report		
PEOPLE WITH DISABILITIES: A TEXAS PROFILE	Texas Workforce Investment Council	prioritizing accessible, affordable housing and supportive services that address the elevated cost burdens, lower incomes, and service needs experienced by individuals with disabilities.
State of Texas Low Income Housing Plan	Texas Department of Housing and Community Affairs	prioritizing the development and preservation of affordable rental housing, expanding housing choice, and targeting resources to extremely low-income households and underserved communities.
El Paso Coalition for the Homeless Strategic Plan	El Paso Coalition for the Homeless	The EPCH Homeless Strategic Plan is incorporated throughout the homeless sections of this Consolidated Plan.
State of Homelessness	Department of Community + Human Development	Focuses on strategies to reduce unsheltered homelessness, expand permanent supportive housing, and improve coordination across systems to make homelessness rare, brief, and non-recurring.

Table 3 – Other local / regional / federal planning efforts

Describe cooperation and coordination with other public entities, including the State and any adjacent units of general local government, in the implementation of the Consolidated Plan (91.215(l))

The City of El Paso coordinates with various public entities, including the State of Texas, El Paso County, and adjacent units of general local government, to implement the goals and objectives outlined in the Consolidated Plan. These cooperative relationships help maximize resources, avoid duplication of efforts, and ensure that programs address the community's most pressing needs.

The City also maintains a State Legislative Affairs Office, which plays a critical role in intergovernmental coordination. This office organizes annual legislative delegations to Austin and Washington, D.C., to advocate for El Paso's housing, infrastructure, and social service needs. The priorities presented during these advocacy efforts are shaped by the Consolidated Plan process, incorporating public input, stakeholder engagement, and guidance from City Council, ensuring alignment with community needs and goals.

In addition, the City works in close partnership with the City of El Paso Housing Authority/Housing Opportunity Management Enterprises (HOME), the local public housing agency, to promote access to affordable housing. The City provides Certifications of Consistency with the Consolidated Plan for HOME's PHA Plan and supports other housing efforts.

PR-15 Citizen Participation – 91.105, 91.115, 91.200(c) and 91.300(c)

Summary of citizen participation process/Efforts made to broaden citizen participation. Summarize citizen participation process and how it impacted goal-setting

The City of El Paso utilized a comprehensive and equity-driven public engagement process to inform the 2025–2029 Consolidated Plan, guided by its adopted Citizen Participation Plan (CPP). The CPP outlines procedures to encourage participation from all residents, with a focus on those in low- and moderate-income neighborhoods, individuals with disabilities, non-English speakers, and other historically underserved populations.

As part of the 2025 planning cycle, the city conducted a Community Needs Assessment (CNA) to gather input on housing, infrastructure, public services, and community priorities. The CNA process was designed to ensure broad representation, using a bilingual online survey, in-person public information sessions, and targeted stakeholder engagement.

To reach the broader public, the city promoted the survey through multiple channels, including social media, City boards and commissions, the Strategic Communications Office, and its network of neighborhood associations. Public information sessions were held in neighborhoods, and RSVP volunteers assisted seniors and persons with disabilities in completing the survey at senior centers. In total, 641 residents participated in the survey or attended a public input session.

A total of 40 nonprofit and governmental agencies, including homeless service providers and community-based organizations, completed the CNA agency survey. These organizations contributed key insights into current service gaps, particularly around housing access, shelter needs, and supportive services.

The public and agency feedback received through the CNA aligned with trends documented in the State of Homelessness (SOH) report. The SOH highlighted rising rents, stagnant wages, and a severe shortage of affordable housing units as primary drivers of housing instability in El Paso. It also noted increasing demand for emergency shelters and transitional housing, especially for youth, families, and women exiting institutional settings. These findings were echoed by survey participants, who ranked mental health services, homelessness, Transportation, Family and youth services as priority. They also identified priority infrastructure needs and gaps, which are affordable housing mental health centers, walkability and accessibility improvements, and food pantries top priorities.

The information collected through both the CNA and SOH directly influenced the development of the Consolidated Plan's goals. Key priorities include expanding mental and behavioral health resources, preserving and increasing affordable housing, strengthening homeless prevention programs, and improving mobility and access to services.

By integrating resident input, agency expertise, and data from the State of Homelessness report, the City ensured that the Consolidated Plan reflects the lived experiences and critical needs of El Paso's most vulnerable communities.

DATE	NAME OF EVENT	EVENT SUMMARY
Feb-25	Community Needs Assessment Surveys	The purpose of this survey was to engage the public to complete the 2025-2029 Consolidated Plan and AI Survey.
Feb-25	Community Needs Assessment Surveys - Organization Specific	The purpose of this survey was to engage organizations who provide direct services to the unhoused or those at risk of becoming unhoused to complete the 2025-2029 Consolidated Plan and AI Survey.
Monthly	Jail Re-Entry Task Force Meetings (monthly)	The purpose of these meetings was to facilitate collaboration between the City of El Paso's Department of Community and Human Development (DCHD) and key stakeholders to support and improve the reentry process for individuals returning to the community following incarceration.
Monthly	HOPWA Coordination Meetings (monthly)	The purpose of these meetings was to foster collaboration between the City's Department of Community and Human Development, the Department of Public Health, and Amistad to ensure a smooth and coordinated transition of HOPWA clients between agencies.
Weekly	El Paso Helps Partner Meetings (weekly)	The purpose of these meetings was to foster collaboration between the City's Department of Community and Human Development, the Department of Public Health key community stakeholders servicing individuals who are unhoused or at risk of becoming unhoused.
Nov-24	Street Outreach Ride-Along	Members of the Department of Community and Human Development (DCHD) participated in a ride-along with the Amistad Street Outreach team to gain first-hand insight into the work being carried out through programs supported by DCHD funding.
Nov-24	The Salvation Army Thanksgiving Meal Preparation "Volunteer" Opportunity/Collaboration (find better words)	Members of the Department of Community and Human Development (DCHD) assisted with Thanksgiving meal preparation at The Salvation Army to gain first-hand insight into the impact of the programs and services supported through DCHD funding.
Nov-24	Hunger & Homelessness Awareness Discussion Panel + Art Exhibit	The Heart and Mind: Bridging the Gap Summit provided an immersive, public event focused on the challenges of homelessness and food insecurity in El Paso. Open to the community, the summit featured impactful art displays, personal narratives, and a panel of six experts representing a range of organizations and City departments. Through these diverse perspectives, attendees were invited to deepen their understanding, foster empathy, and explore collaborative solutions to address these critical community issues.
Periodically	Humanitarian Cross Functioning Team Meetings	The purpose of the Humanitarian Cross Functional Team (CFT) is to coordinate a unified, collaborative response to homelessness and related humanitarian needs in the community. Through activities such as campsite visits, Call to Action meetings, the Homeless Response Approach meeting, and ongoing Humanitarian Operations meetings, the CFT brings together key stakeholders to assess conditions on the ground, align strategies, and implement compassionate, solutions-focused approaches to support individuals experiencing homelessness.
Mar-25	SOH Round-Table Discussion Meeting	The State of Homelessness Round-Table, provided a forum for organizations to discuss key needs for individuals experiencing homelessness in El Paso. The event aimed to gather input for the City's 5-Year Consolidated Plan, which informs HUD funding priorities. With participation limited to 2-3 representatives per organization, the round-table featured networking, expert panels, and facilitated discussions on community goals, needs, and service gaps.
Sep-24	HUD Affordable Housing Summit	The event aimed to connect housing organizations and developers with financial institutions and community organizations to discuss affordable housing needs, challenges, and opportunities.

		Participants will learn how to leverage resources and strategies to increase affordable housing in El Paso and surrounding areas.
Feb-25	Community Needs Assessment Public Information Session I	The Department of Community and Human Development hosted two Community Needs Public Input Sessions alongside the CNA survey. These sessions provided an opportunity for the public to offer feedback on what community resources, especially regarding social services, access to housing, homelessness, and accessibility, should be prioritized when the City of El Paso allocates federal funds from the U.S. Department of Housing and Urban Development. Held at the Sylvia Carreon Community Center (709 Lomita Dr, El Paso, TX 79907)
Feb-25	Community Needs Assessment Public Information Session II	The Department of Community and Human Development hosted two Community Needs Public Input Sessions alongside the CNA survey. These sessions provided an opportunity for the public to offer feedback on what community resources, especially regarding social services, access to housing, homelessness, and accessibility, should be prioritized when the City of El Paso allocates federal funds from the U.S. Department of Housing and Urban Development. Held at the Wayne Thornton Community Center (Grandview) (3134 Jefferson Ave, El Paso, TX 79930)
Jun-25	Policies and Procedures presented to City Council (tentative)	Item to be presented to City Council in order to inform the community of the Department of Community and Human Development's updated Policies and Procedures.
Jun-25	Consolidated Plan Presented to City Council (tentative)	Item to be presented to City Council in order to inform the community of the Department of Community and Human Development's Consolidated Plan.
Jun-25	Community Needs Assessment Presented to Council (tentative)	The purpose of presenting this item to City Council is to inform the community of the Department of Community and Human Development's Community Needs Assessment.
Jun-25	Newspaper Ad Consolidated Plan (tentative)	Item will be published to inform the community of the Department of Community and Human Development's upcoming plans related to the Consolidated Plan.
Jun-25	Newspaper Ad CNA (tentative)	Item will be published to inform the community of the Department of Community and Human Development's Community Needs Assessment.

Table 4 - Citizen Participation Outreach

Needs Assessment

NA05 - Overview Needs Assessment Overview NA-10 Housing Needs Assessment - 24 CFR 91.205 (a, b, c)

Summary of Housing Needs

Demographics	Base Year: 2009	Most Recent Year: 2020	% Change
Population	676,330	679,875	1%
Households	220,680	230,910	5%
Median Income	\$42,772.00	\$48,866.00	14%

Table 5 – Housing Needs Assessment Demographics

Data Source: 2000 Census (Base Year), 2016-2020 ACS (Most Recent Year)

Number of Households Table

	0-30% HAMFI	>30-50% HAMFI	>50-80% HAMFI	>80-100% HAMFI	>100% HAMFI
Total Households	34,745	30,165	39,425	21,810	104,760
Small Family Households	11,315	11,000	18,790	10,590	55,590
Large Family Households	2,730	3,370	5,354	2,930	13,120
Household contains at least one person 62-74 years of age	7,935	7,185	7,865	4,555	22,320
Household contains at least one-person age 75 or older	6,274	5,045	4,870	2,415	8,130
Households with one or more children 6 years old or younger	6,165	5,540	8,864	4,760	14,059

Table 6 – Total Households Table

Data Source: 2016-2020 CHAS

Housing Needs Summary Tables

Housing Problems (Households with one of the listed needs)

	Renter					Owner				
	0-30% AMI	>30- 50% AMI	>50- 80% AMI	>80- 100% AMI	Total	0-30% AMI	>30- 50% AMI	>50- 80% AMI	>80- 100% AMI	Total
NUMBER OF HOUSEHOLDS										
Substandard Housing - Lacking complete plumbing or kitchen facilities	395	145	260	160	960	155	45	200	80	480
Severely Overcrowded - With >1.51 people per room (and complete kitchen and plumbing)	640	405	535	150	1,730	85	205	415	170	875
Overcrowded - With 1.01-1.5 people per room (and none of the above problems)	1,290	1,280	1,479	355	4,404	230	225	659	415	1,529
Housing cost burden greater than 50% of income (and none of the above problems)	11,730	4,340	905	30	17,005	5,875	3,355	1,970	255	11,455

	Renter					Owner				
	0-30% AMI	>30-50% AMI	>50-80% AMI	>80-100% AMI	Total	0-30% AMI	>30-50% AMI	>50-80% AMI	>80-100% AMI	Total
Housing cost burden greater than 30% of income (and none of the above problems)	3,275	7,015	8,050	1,420	19,760	1,970	3,505	5,245	2,555	13,275
Zero/negative Income (and none of the above problems)	2,675	0	0	0	2,675	1,485	0	0	0	1,485

Table 7 – Housing Problems Table

Data Source: 2016-2020 CHAS

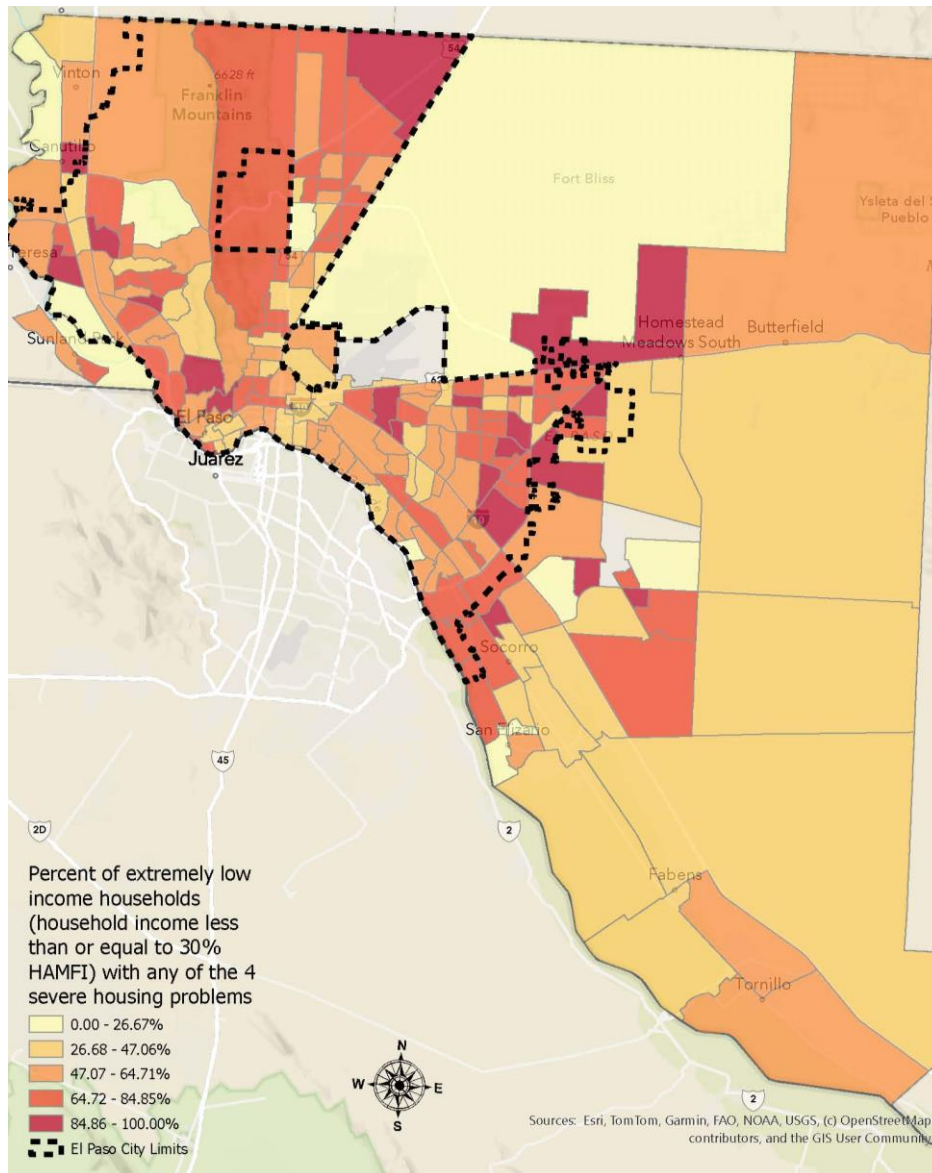


Figure 1.

Analysis:

(Extremely Low-Income Households with Housing Problems)

70 percent of households fall into this category. The highest concentrations are clustered near downtown, the Segundo Barrio, and parts of the Northeast and Lower Valley. These areas have historically faced disinvestment and are linked with generational poverty and high housing cost burdens.

Implications:

This map offers a baseline for prioritizing CDBG and HOME investments. Areas with high ELI concentration should be prioritized for supportive housing, rental assistance, and infrastructure upgrades. It also justifies expanded outreach and engagement efforts to ensure equitable access to services.

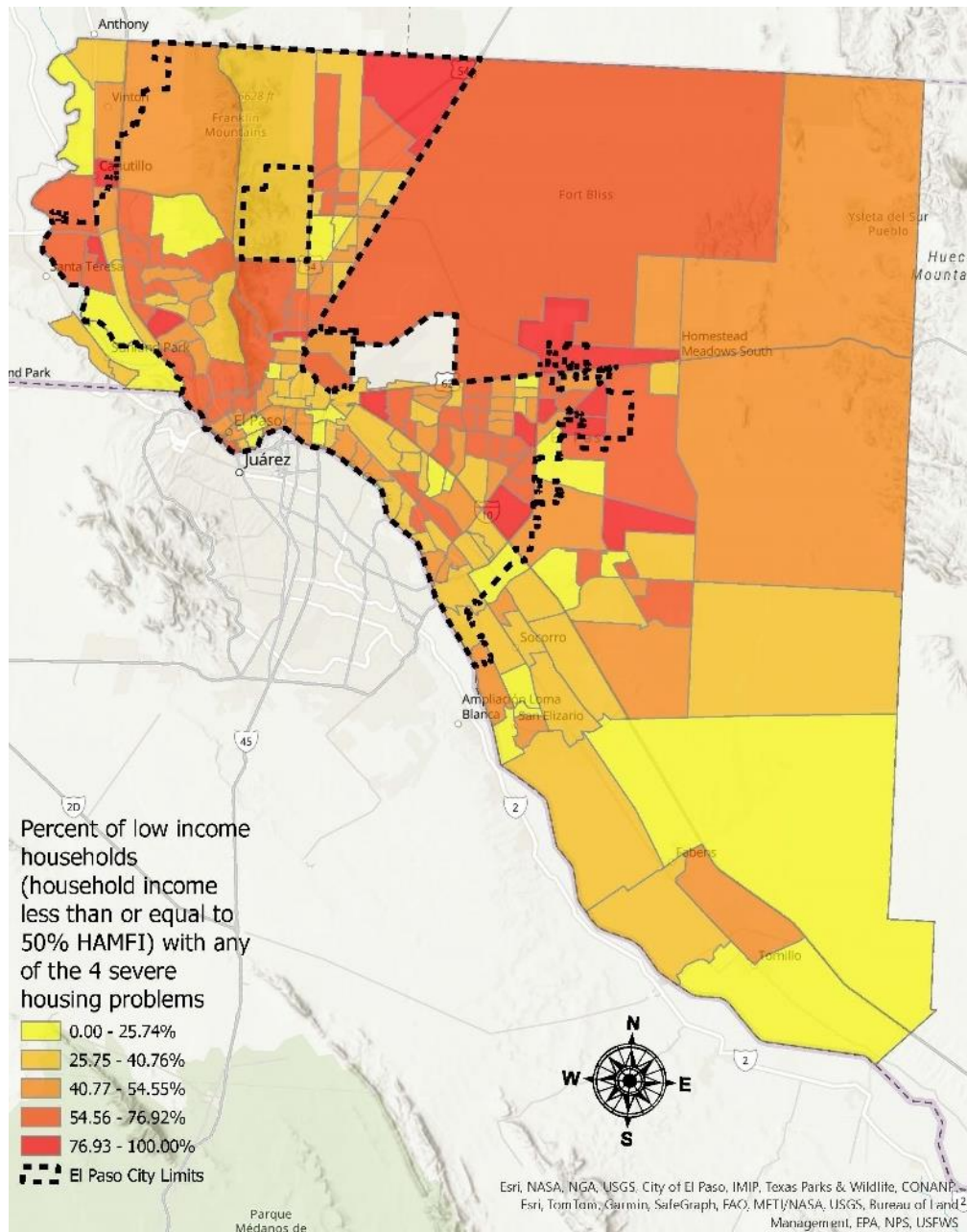


Figure 2
(Low-Income Households with Housing Problems)

Analysis:

This map shows where low-income households in El Paso are struggling with serious housing issues like overcrowding, high rent, or lack of basic facilities. In several neighborhoods—especially in the central city, parts of the Northeast, and southern areas near the border—more than 75% of low-income households face at least one of these problems.

Implications:

While low-income households face fewer problems than extremely low-income households, many still live in poor conditions. These areas need support through rental help, home repairs, and new affordable housing. Targeting funds here can improve living conditions for many families.

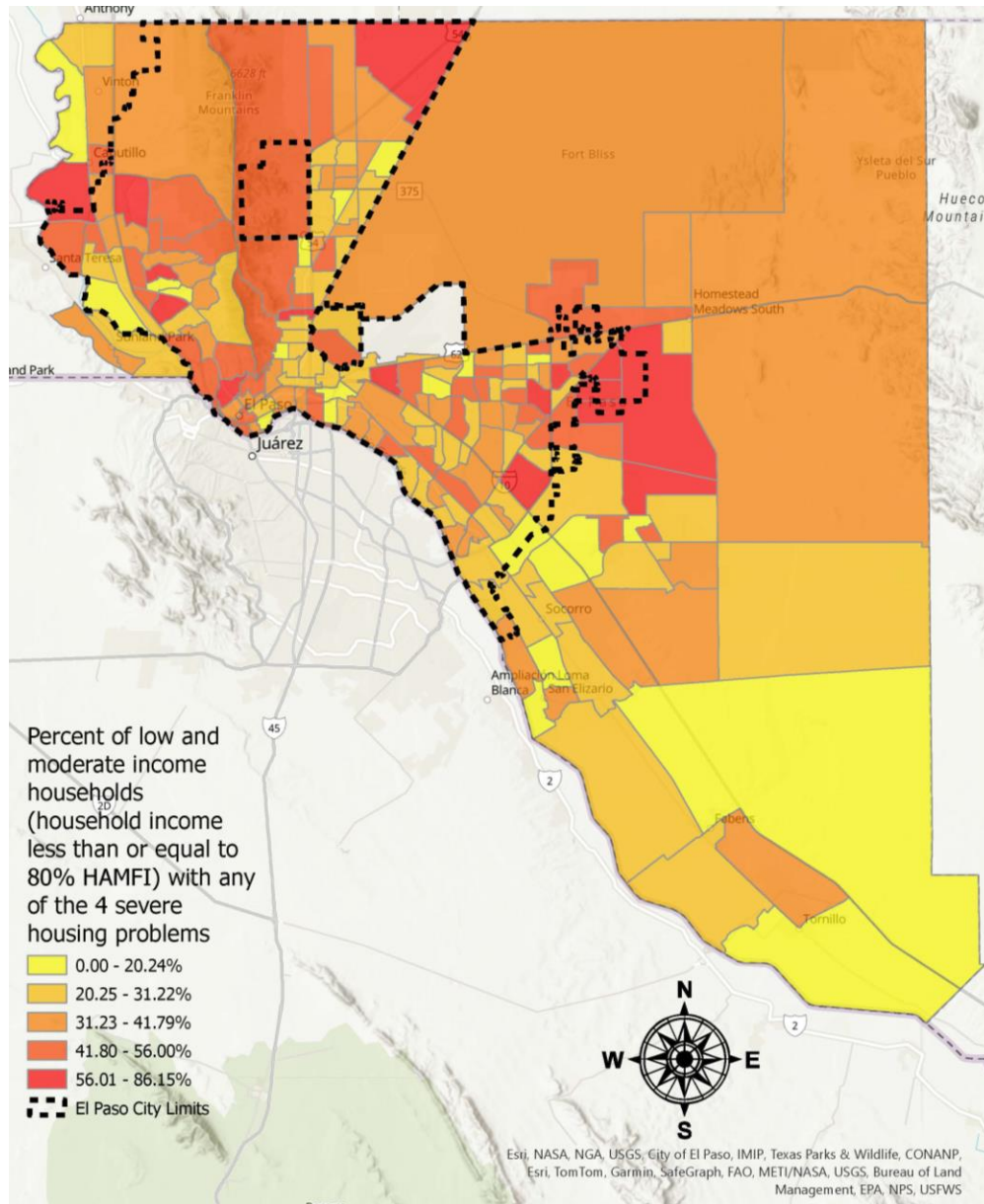


Figure 3

(Moderate-Income Households with Housing Problems)

Analysis:

Although moderate-income (MI) households (earning $\leq 80\%$ of HAMFI) generally face fewer housing problems, this map still reveals several tracts, particularly in the central and western parts of El Paso, where over 50 percent of MI households report severe housing issues.

Implications:

These findings suggest that affordability challenges are extending into what is traditionally considered the workforce housing bracket. It indicates the need to expand access to affordable rental housing, especially in areas with rising rents and limited supply.

Housing Problems 2 (Households with one or more Severe Housing Problems: Lacks kitchen or complete plumbing, severe overcrowding, severe cost burden)

	Renter					Owner				
	0-30% AMI	>30-50% AMI	>50-80% AMI	>80-100% AMI	Total	0-30% AMI	>30-50% AMI	>50-80% AMI	>80-100% AMI	Total
NUMBER OF HOUSEHOLDS										
Having 1 or more of the four housing problems	14,060	6,170	3,180	695	24,105	6,350	3,825	3,250	915	14,340
Having none of four housing problems	9,080	10,135	15,340	8,130	42,685	5,255	10,035	17,660	12,080	45,030
Household has negative income, but none of the other housing problems	0	0	0	0	0	0	0	0	0	0

Table 8 – Housing Problems 2

Data Source: 2016-2020 CHAS

Cost Burden > 30%

	Renter				Owner			
	0-30% AMI	>30-50% AMI	>50-80% AMI	Total	0-30% AMI	>30-50% AMI	>50-80% AMI	Total
NUMBER OF HOUSEHOLDS								
Small Related	6,410	5,265	5,330	17,005	2,200	2,480	3,990	8,670
Large Related	1,615	1,435	1,054	4,104	700	850	855	2,405
Elderly	4,515	2,254	970	7,739	4,275	2,804	1,544	8,623
Other	4,210	3,469	2,394	10,073	1,000	980	975	2,955
Total need by income	16,750	12,423	9,748	38,921	8,175	7,114	7,364	22,653

Table 9 – Cost Burden > 30%

Data Source: 2016-2020 CHAS

Cost Burden > 50%

	Renter				Owner			
	0-30% AMI	>30-50% AMI	>50-80% AMI	Total	0-30% AMI	>30-50% AMI	>50-80% AMI	Total
NUMBER OF HOUSEHOLDS								
Small Related	0	0	1,915	1,915	1,895	1,130	0	3,025
Large Related	0	0	575	575	560	440	255	1,255
Elderly	3,015	674	180	3,869	2,805	1,215	269	4,289
Other	0	3,605	1,475	5,080	825	0	0	825
Total need by income	3,015	4,279	4,145	11,439	6,085	2,785	524	9,394

Table 10 – Cost Burden > 50%

Data Source: 2016-2020 CHAS

Crowding (More than one person per room)

	Renter					Owner				
	0-30% AMI	>30-50% AMI	>50-80% AMI	>80-100% AMI	Total	0-30% AMI	>30-50% AMI	>50-80% AMI	>80-100% AMI	Total
NUMBER OF HOUSEHOLDS										
Single family households	1,800	1,345	1,524	400	5,069	165	270	804	470	1,709
Multiple, unrelated family households	110	285	340	95	830	120	165	270	125	680
Other, non-family households	64	55	150	10	279	30	10	0	0	40
Total need by income	1,974	1,685	2,014	505	6,178	315	445	1,074	595	2,429

Table 11 – Crowding Information – ½

Data Source: 2016-2020 CHAS

Describe the number and type of single person households in need of housing assistance.

Single-person households represent a significant segment of those in need of housing assistance in El Paso, particularly among extremely low-income renters and elderly individuals.

According to the 2016–2020 Comprehensive Housing Affordability Strategy (CHAS) data:

- ❖ Approximately 19,760 renter households earning less than 80% Area Median Income (AMI) experience a housing cost burden above 30% of their income. A sizable portion of these households are likely to be single-person households, particularly in the elderly and “other” categories, which often include single adults without children or non-family households.
- ❖ Over 24,105 renter households earning below 100% AMI have at least one of the four severe housing problems (i.e., overcrowding, substandard housing, or severe cost burden)
- ❖ Of special note:
 - Elderly households (age 62 and older) make up a substantial proportion of those experiencing severe cost burdens. For instance:
 - 3,869 renter households and 4,289 owner households among the elderly pay over 50% of their income toward housing
 - “Other” households (a category that includes single adults and non-related persons) comprise:
 - 10,073 renter households paying over 30% of their income on housing, and
 - 5,080 paying over 50% of their income—both indicators of significant cost burden

Additionally, the 2025 Community Needs Assessment (CNA) highlights that:

- ❖ Single-person households, especially those with disabilities or elderly individuals living alone, face challenges in finding affordable, accessible units.
- ❖ There is widespread support for more permanent housing solutions, including for individuals transitioning from homelessness, often a population dominated by single adults (CNA)

Estimate the number and type of families in need of housing assistance who are disabled or victims of domestic violence, dating violence, sexual assault and stalking.

The 2016–2020 CHAS dataset identifies a substantial number of El Paso households in need of housing assistance due to limitations associated with disability or severe cost burdens that frequently impact households with elderly or disabled members. There are approximately 50,860 households that include at least one person aged 62 to 74, and 26,734 that include a person aged 75 or older. Of these, more than 43,000 fall below 80% of Area Median Income (AMI), placing them at risk for housing instability, particularly when combined with disability-related accessibility needs.

CHAS data also indicate that among elderly-headed households alone, 3,869 renter households and 4,289 owner households are severely cost burdened, paying more than 50% of their income on housing. These households are likely to include persons with ambulatory or independent living disabilities, given the age and income profiles presented. Across all age groups and household types, over 38,000 renter and 22,000 owner households with incomes below 80% AMI are cost-burdened.

The People with Disabilities: A Texas Profile (2024) further supports this analysis. It reports that El Paso County (Borderplex Workforce Development Area) includes 107,827 individuals with disabilities. Among these are:

- ❖ 56,021 individuals with ambulatory difficulties
- ❖ 39,439 with independent living difficulties
- ❖ 20,089 with self-care limitations

More than half of these individuals are of working age, but labor force participation among Texans with disabilities remains low — at just 39.6% compared to 76.5% among those without disabilities. In addition, poverty rates among individuals with disabilities are significantly higher (26.4%) than for the general population (9.9%). This further confirms the economic vulnerability of many disabled families and their likely need for subsidized or accessible housing.

In addition to households affected by disability, families impacted by domestic and sexual violence represent a critical subset of the population in need of housing assistance. According to the Project Bravo Current State Report, stakeholders report that domestic violence is one of the leading causes of homelessness and housing instability in the region. Providers emphasized that survivors often need not only emergency shelter, but also long-term affordable housing paired with supportive services. Project Bravo’s assessment noted that there are not enough transitional or permanent units to meet the needs of survivors, particularly those with children.

Service providers also highlighted challenges related to re-entry and reunification for survivors, including economic dependence, legal barriers, and trauma, all of which affect their ability to secure housing. These insights were echoed during community engagement efforts, which emphasized the need for trauma-informed and flexible housing interventions for survivors of violence.

What are the most common housing problems?

Residents in El Paso face a number of serious housing challenges, especially those with low incomes. The most common problems include high housing costs, overcrowded living conditions, poor housing quality, and limited access to homes that meet the needs of people with disabilities. These challenges often overlap and are felt most by families with children, seniors, and people living on fixed incomes.

1. High Housing Costs (Cost Burden)

- ❖ Housing cost burden is the most common problem in El Paso. CHAS data shows that more than 55,000 households pay over 30% of their income on housing, including nearly 27,000 that are severely cost burdened, paying over half of their income toward rent or a mortgage. Most of these households are renters who often have fewer financial resources and are more affected by rising housing costs.
- ❖ This trend is also seen statewide. The *Texas Low Income Housing Plan (2024)* reports that more than 75% of extremely low-income renters and nearly 80% of very low-income renters in Texas are cost-burdened. These families are more likely to struggle with utility bills, transportation, and food due to high housing costs.

2. Overcrowding

- ❖ Overcrowding, where too many people share a limited number of rooms, is another major issue. CHAS data indicates that over 7,700 households in El Paso experience overcrowding. The problem is most common in renter households with low incomes or larger families.
- ❖ This concern is reflected at the state level as well. Region 13, which includes El Paso, has the highest overcrowding rate in Texas at 11.2%, according to the *Texas Low Income Housing Plan*. That rate is nearly twice as high as most other regions in the state.

3. Poor Housing Quality

- ❖ While exact numbers vary, many homes in El Paso are older and in need of repairs. The 2025 Community Needs Assessment (CNA) and Project Bravo Current State Report both highlight frequent concerns from residents and service providers about aging housing, especially for families with limited income. Common issues include faulty wiring, poor insulation, plumbing problems, and lack of heating or cooling systems.

- ❖ Survey responses from the CNA show that home-repair programs were one of the most requested city housing services. Stakeholders shared that low-income homeowners often cannot afford to fix unsafe or deteriorating conditions in their homes.

4. Lack of Accessible Housing

- ❖ People with disabilities in El Paso face limited options for safe, accessible housing. According to the People with Disabilities: A Texas Profile (2024), over 107,000 people in El Paso County live with a disability, including more than 56,000 with mobility challenges and over 39,000 with independent living difficulties.
- ❖ The 2025 CNA also showed that residents consider accessible housing for people with disabilities and seniors one of the most urgent unmet needs in the region. Stakeholders noted a lack of rental units designed with universal or ADA-compliant features, especially for low-income tenants.

5. Households with No or Very Low Income

- ❖ CHAS data shows that more than 4,000 households in El Paso report having zero or negative income, meaning they have no consistent way to pay for housing without public assistance. These households are highly vulnerable to housing instability and are likely to be impacted by multiple challenges at once, including cost burden, overcrowding, and poor living conditions.

Are any populations/household types more affected than others by these problems?

Housing problems in El Paso are most severe among extremely low-income households, large families, seniors, people with disabilities, and those with no or minimal income.

According to CHAS 2016–2020 data, households earning less than 30% of the Area Median Income (AMI) are the most impacted. Nearly all renter households in this group face at least one serious housing problem. Specifically, 16,750 renter and 8,175 owner households pay more than 30% of their income on housing. Nearly 27,000 households are severely cost burdened, paying over 50% of their income toward housing.

The *Texas Low Income Housing Plan (2024)* supports this, noting that 76.9% of extremely low-income renters in Texas are cost burdened. These households often struggle to cover other basic needs, making them highly vulnerable to housing instability.

Large households also face overcrowding and cost burdens. CHAS data shows that over 4,100 large renter and 2,400 large owner households earning below 80% AMI are cost burdened. The *2025 Community Needs Assessment (CNA)* and *Project Bravo Current State Report* highlight a shortage of affordable multi-bedroom units, forcing many large families to live in overcrowded conditions.

Elderly households are another high-need group. CHAS data shows 3,869 elderly renters and 4,289 elderly owners are severely cost burdened. The *PHA Annual and Five-Year Plan FY2025–29* notes many seniors are on waitlists for accessible housing and includes efforts to address this through developments like Cielo Tower and Chai Manor.

People with disabilities also face disproportionate housing challenges. The *People with Disabilities: A Texas Profile (2024)* reports that 107,827 people in El Paso County live with a disability, including 56,021 with mobility issues and 39,439 with independent living challenges. The CNA identifies a lack of accessible units as a major concern, especially for low-income residents with disabilities.

Finally, more than 4,000 El Paso households report having zero or negative income (CHAS 2016–2020). These households face the highest risk of housing loss and depend heavily on public assistance. In summary, these populations experience the most severe housing problems in El Paso and require targeted support to ensure access to safe, affordable, and appropriate housing.

Describe the characteristics and needs of Low-income individuals and families with children (especially extremely low-income) who are currently housed but are at imminent risk of either residing in shelters or becoming unsheltered 91.205(c)/91.305(c)). Also, discuss the needs of formerly homeless families and individuals who are receiving rapid re-housing assistance and are nearing the termination of that assistance

Extremely low-income individuals and families in El Paso—particularly those earning less than 30% of the Area Median Income (AMI)—face multiple, overlapping vulnerabilities that place them at high risk of homelessness. According to CHAS 2016–2020 data, El Paso has over 34,700 extremely low-income households, including more than 14,000 families with children. These households are typically severely cost burdened, often spending over half of their income on rent and utilities, leaving little for food, healthcare, or transportation. Many live in overcrowded, substandard, or unstable housing arrangements, such as being doubled up with other families or renting without a formal lease.

The *2025 Community Needs Assessment* confirms that families most at risk are often those with young children, single heads of household, and limited or unstable employment. They may also face barriers such as lack of affordable childcare, high transportation costs, language access challenges, and untreated physical or behavioral health conditions. These compounding factors make it difficult to maintain housing and increase the likelihood of eviction or displacement after even a short-term crisis.

To address these vulnerabilities, Emergency Rental Assistance (ERA 1 and 2) programs served over 18,000 people in El Paso, providing more than \$28 million in rental, utility, and resource navigation. ESG-CV funding further expanded both Homeless Prevention and Rapid Re-Housing (RRH) programs, helping stabilize families during the height of the COVID-19 pandemic. However, the scope of need has far outpaced available federal resources.

Recognizing this, the City of El Paso has also invested American Rescue Plan Act (ARPA) funds into continued prevention and housing stability programs. This local investment was critical, as inflation, rising rental prices, and the expiration of temporary benefits have worsened housing insecurity for vulnerable households.

For formerly homeless families and individuals receiving RRH assistance, the need for long-term support remains high. Many of these households are nearing the end of their time-limited subsidies without having reached income stability. As identified in the *PHA Plan* and *Project Bravo Report*, these families often struggle to secure childcare, increase wages, or find affordable units—putting them at risk of returning to homelessness once assistance ends.

In summary, households at greatest risk include those with extremely low incomes, children, disabilities, or other barriers to stability. Their primary needs include:

- ❖ Affordable rental housing with adequate space
- ❖ Ongoing rental or utility assistance
- ❖ Employment supports and childcare
- ❖ Accessible, trauma-informed services

Sustained investment in prevention, RRH, and wraparound support services—through both federal and local sources—is essential to keeping these families housed and reducing returns to homelessness.

If a jurisdiction provides estimates of the at-risk population(s), it should also include a description of the operational definition of the at-risk group and the methodology used to generate the estimates:

The City of El Paso defines households at risk of homelessness as those earning 30% or less of the Area Median Income (AMI) and facing severe cost burden, overcrowding, or housing instability such as being doubled up, at risk of eviction, or experiencing recent job loss. This definition aligns with HUD guidelines under 24 CFR §91.305(c).

To estimate the size of this population, the City used CHAS 2016–2020 data, which identifies 34,745 extremely low-income households, of which approximately 27,000 are severely cost burdened. The 2025 Community Needs Assessment provided additional insight into risk factors, including unaffordable rent, lack of stable employment, and informal living arrangements. Program data from ERA 1 and 2, which served over 18,000 residents with rental and utility assistance, and ESG-CV funding, which supported both prevention and rapid re-housing services, further validated the scale and urgency of local need. These sources collectively inform the City’s planning and prioritization of at-risk households.

Specify particular housing characteristics that have been linked with instability and an increased risk of homelessness

Housing characteristics that are linked with instability and increased risk of homelessness include:

1. **Severe Cost Burden** – Households spending more than 50 percent of their income on housing are at high risk of instability and displacement, especially among extremely low-income renters.
2. **Overcrowding** – Living situations with more than one person per room often lead to stress, conflict, or eviction and signal unstable housing conditions.
3. **Substandard Conditions** – Homes that lack complete kitchens or plumbing are considered inadequate and can result in health and safety violations or forced relocations.
4. **Rising Rental Costs and Supply Shortages** – In markets with increasing rents and a shortage of affordable units, households with limited incomes struggle to maintain stable housing.
5. **Transition from Institutions** – People leaving foster care, hospitals, jails, or similar institutions often face gaps in housing access and support, increasing their risk of homelessness.

These factors commonly contribute to housing insecurity and are used to assess vulnerability in prevention and housing assistance programs.

NA-15 Disproportionately Greater Need: Housing Problems – 91.205 (b)(2)

Assess the need of any racial or ethnic group that has disproportionately greater need in comparison to the needs of that category of need as a whole.

Introduction

0%-30% of Area Median Income

Housing Problems	Has one or more of four housing problems	Has none of the four housing problems	Household has no/negative income, but none of the other housing problems
Jurisdiction as a whole	25,650	9,090	0
White	2,225	1,150	0
Black / African American	820	40	0
Asian	255	140	0
American Indian, Alaska Native	60	4	0
Pacific Islander	0	0	0
Hispanic	22,165	7,635	0

Table 13 – Disproportionally Greater Need 0 – 30% AMI

Data Source: 2016-2020 CHAS

30%-50% of Area Median Income

Housing Problems	Has one or more of four housing problems	Has none of the four housing problems	Household has no/negative income, but none of the other housing problems
Jurisdiction as a whole	20,510	9,655	0
White	1,905	690	0
Black / African American	540	155	0
Asian	170	95	0
American Indian, Alaska Native	40	45	0
Pacific Islander	85	0	0
Hispanic	17,675	8,555	0

Table 14 – Disproportionally Greater Need 30-50% AMI

Data Source: 2016-2020 CHAS

50%-80% of Area Median Income

Housing Problems	Has one or more of four housing problems	Has none of the four housing problems	Household has no/negative income, but none of the other housing problems
Jurisdiction as a whole	19,715	19,705	0
White	2,295	2,095	0
Black / African American	1,290	335	0
Asian	190	235	0
American Indian, Alaska Native	25	34	0
Pacific Islander	34	10	0
Hispanic	15,765	16,800	0

Table 15 – Disproportionally Greater Need 50-80% AMI

Data Source: 2016-2020 CHAS

80%-100% of Area Median Income

Housing Problems	Has one or more of four housing problems	Has none of the four housing problems	Household has no/negative income, but none of the other housing problems
Jurisdiction as a whole	5,585	16,235	0
White	1,235	2,410	0
Black / African American	195	545	0
Asian	60	114	0
American Indian, Alaska Native	4	20	0
Pacific Islander	0	25	0
Hispanic	3,905	12,765	0

Table 16 – Disproportionally Greater Need 80-100% AMI

Data Source: 2016-2020 CHAS

NA-20 Disproportionately Greater Need: Severe Housing Problems – 91.205 (b)(2)

Assess the need of any racial or ethnic group that has disproportionately greater need in comparison to the needs of that category of need as a whole.

Introduction

0%-30% of Area Median Income

Severe Housing Problems*	Has one or more of four housing problems	Has none of the four housing problems	Household has no/negative income, but none of the other housing problems
Jurisdiction as a whole	20,410	14,335	0
White	1,970	1,405	0
Black / African American	705	155	0
Asian	240	160	0
American Indian, Alaska Native	40	24	0
Pacific Islander	0	0	0
Hispanic	17,375	12,425	0

Table 17 – Severe Housing Problems 0-30% AMI

Data Source: 2016-2020

30%-50% of Area Median Income

Severe Housing Problems*	Has one or more of four housing problems	Has none of the four housing problems	Household has no/negative income, but none of the other housing problems
Jurisdiction as a whole	9,995	20,170	0
White	1,120	1,470	0
Black / African American	189	505	0
Asian	170	95	0
American Indian, Alaska Native	15	70	0
Pacific Islander	20	65	0
Hispanic	8,415	17,800	0

Table 18 – Severe Housing Problems 30-50% AMI

Data Source: 2016-2020 CHAS

50%-80% of Area Median Income

Severe Housing Problems*	Has one or more of four housing problems	Has none of the four housing problems	Household has no/negative income, but none of the other housing problems
Jurisdiction as a whole	6,430	33,000	0
White	505	3,885	0
Black / African American	620	1,010	0
Asian	65	360	0
American Indian, Alaska Native	0	60	0
Pacific Islander	30	14	0
Hispanic	5,165	27,405	0

Table 19 – Severe Housing Problems 50-80% AMI

Data Source: 2016-2020 CHAS

80%-100% of Area Median Income

Severe Housing Problems*	Has one or more of four housing problems	Has none of the four housing problems	Household has no/negative income, but none of the other housing problems
Jurisdiction as a whole	1,610	20,210	0
White	209	3,440	0
Black / African American	35	700	0
Asian	25	154	0
American Indian, Alaska Native	4	20	0
Pacific Islander	0	25	0
Hispanic	1,335	15,320	0

Table 20 – Severe Housing Problems 80-100% AMI

Data Source: 2016-2020 CHAS

NA-25 Disproportionately Greater Need: Housing Cost Burdens – 91.205 (b)(2)

Assess the need of any racial or ethnic group that has disproportionately greater need in comparison to the needs of that category of need as a whole.

Introduction

Housing Cost Burden

Housing Cost Burden	<=30%	30-50%	>50%	No / negative income (not computed)
Jurisdiction as a whole	155,280	40,334	30,855	4,450
White	28,445	5,175	3,615	875
Black / African American	5,870	1,525	1,220	25
Asian	2,525	385	390	85
American Indian, Alaska Native	465	85	60	0
Pacific Islander	85	164	50	0
Hispanic	116,105	32,605	25,350	3,345

Table 21 – Greater Need: Housing Cost Burdens AMI

Data Source: 2016-2020 CHAS

NA-30 Disproportionately Greater Need: Discussion – 91.205(b)(2)

Are there any Income categories in which a racial or ethnic group has disproportionately greater need than the needs of that income category as a whole?

Analysis of CHAS 2016–2020 data confirms that Black or African American households in El Paso experience disproportionately greater housing need across all income categories up to 80% AMI. For example, 96% of Black households earning 0–30% AMI report at least one housing problem, compared to 74% jurisdiction-wide. Hispanic households, while more closely aligned with overall rates, account for the largest number of households experiencing cost burden and overcrowding across all income levels.

The Project Bravo Current State Report further identifies Hispanic and immigrant families as especially affected by overcrowded housing and limited access to services.

Statewide data from the Texas Low Income Housing Plan (2024) supports these findings, with Region 13 (El Paso) reporting the highest overcrowding rate in the state, disproportionately affecting Hispanic and Black renters. These patterns reflect long-standing disparities and highlight the need for targeted housing strategies to address racial and ethnic inequities in housing access and stability.

If they have needs not identified above, what are those needs?

Beyond cost burden, overcrowding, and substandard housing, Black and Hispanic households in El Paso face additional, intersecting barriers to housing stability. The 2025 Community Needs Assessment (CNA) notes that Hispanic households, who make up the majority of those with severe housing problems—often live in overcrowded or multigenerational settings, face language access issues, and may struggle with legal or documentation challenges.

The PHA Five-Year Plan and Project Bravo Report echo these concerns, identifying a shortage of larger affordable units, limited access to home repair assistance, and long wait times for housing programs among households of color.

These households need not only affordable housing, but also language-accessible services, legal support, proximity to essential resources, and housing that meets cultural and family size needs. Addressing these layered challenges requires a more holistic and equity-driven housing strategy.

Are any of those racial or ethnic groups located in specific areas or neighborhoods in your community?

Hispanic or Latino residents, who make up over 80% of the population, are highly concentrated in several central, southern, and valley areas. Black or African American residents, though a smaller share of the population, are more concentrated in parts of Northeast El Paso.

[NA-35 Public Housing – 91.205\(b\)](#)

Introduction

Totals in Use

	Program Type								
	Certificate	Mod-Rehab	Public Housing	Vouchers					
				Total	Project - based	Tenant - based	Special Purpose Voucher		
							Veterans Affairs Supportive Housing	Family Unification Program	Disabled *
# of units vouchers in use	0	0	5,687	5,110	35	4,893	64	0	56

Table 22 – Public Housing by Program Type

*Includes Non-Elderly Disabled, Mainstream One-Year, Mainstream Five-year, and Nursing Home Transition

Data Source: PIC (PIH Information Center)

Characteristics of Residents

	Program Type								
	Certificate	Mod-Rehab	Public Housing	Vouchers					
				Total	Project - based	Tenant - based	Special Purpose Voucher		
							Veterans Affairs Supportive Housing	Family Unification Program	
Average Annual Income	0	0	9,692	9,782	5,564	9,675	9,215		0
Average length of stay	0	0	8	6	1	6	0		0
Average Household size	0	0	2	2	1	2	1		0
# Homeless at admission	0	0	2	39	7	3	29		0
# of Elderly Program Participants (>62)	0	0	1,559	1,230	2	1,194	8		0
# of Disabled Families	0	0	664	760	13	684	13		0
# of Families requesting accessibility features	0	0	5,687	5,110	35	4,893	64		0
# of HIV/AIDS program participants	0	0	0	0	0	0	0		0
# of DV victims	0	0	0	0	0	0	0		0

Table 24 – Characteristics of Public Housing Residents by Program Type

Data Source: PIC (PIH Information Center)

Race of Residents

Race	Certificate	Mod-Rehab	Public Housing	Program Type					
				Vouchers			Special Purpose Voucher		
				Total	Project - based	Tenant - based	Veterans Affairs Supportive Housing	Family Unification Program	Disabled *
White	0	0	5,629	4,949	31	4,755	48	0	54
Black/African American	0	0	48	144	3	123	16	0	1
Asian	0	0	4	4	0	4	0	0	0
American Indian/Alaska Native	0	0	5	12	1	10	0	0	1
Pacific Islander	0	0	1	1	0	1	0	0	0
Other	0	0	0	0	0	0	0	0	0

**Includes Non-Elderly Disabled, Mainstream One-Year, Mainstream Five-year, and Nursing Home Transition*

Table 25 – Race of Public Housing Residents by Program Type

Data Source: PIC (PIH Information Center)

Ethnicity of Residents

Ethnicity	Certificate	Mod-Rehab	Public Housing	Program Type					
				Vouchers			Special Purpose Voucher		
				Total	Project - based	Tenant - based	Veterans Affairs Supportive Housing	Family Unification Program	Disabled *
Hispanic	0	0	5,583	4,828	14	4,676	30	0	48
Not Hispanic	0	0	104	282	21	217	34	0	8

**Includes Non-Elderly Disabled, Mainstream One-Year, Mainstream Five-year, and Nursing Home Transition*

Table 26 – Ethnicity of Public Housing Residents by Program Type

Data Source: PIC (PIH Information Center)

Section 504 Needs Assessment

Describe the needs of public housing tenants and applicants on the waiting list for accessible units:

According to the PHA's Five-Year Plan and PIC data, 5,687 public housing and 5,110 voucher units are currently in use, with **760 families in the voucher program** and **664 in public housing** identifying as disabled. Despite these numbers, the PHA reports **no current residents or applicants requesting accessible features**, suggesting a potential gap in data collection or self-reporting. However, HOME has committed to upgrading RAD developments to current accessibility standards and applying for special-purpose vouchers for persons with disabilities.

Most immediate needs of residents of Public Housing and Housing Choice voucher holders

According to the PHA's Five-Year Plan Residents of public housing and voucher programs have an average annual income of around \$9,700, significantly below El Paso's median, and an average household size of 2 people. The data also shows a high number of elderly residents (over 1,500 in public housing alone) and a large number of disabled households, indicating urgent needs related to accessible units, affordable healthcare, transportation, and in-home support services. Additionally, nearly 40 individuals experiencing homelessness entered through the voucher program, emphasizing a persistent need for housing stability and wraparound services.

How do these needs compare to the housing needs of the population at large

Compared to the general population, residents in public housing or using vouchers face higher rates of disability, lower income, and greater housing cost burden. CHAS 2016–2020 data shows that over 30,000 households citywide experience housing cost burdens greater than 50% of income, but public housing residents are especially vulnerable due to fixed incomes and limited support options. The Texas Low Income Housing Plan (2024) also identifies accessibility upgrades and deeper affordability as top needs statewide, particularly for elderly and disabled renters.

NA-40 Homeless Needs Assessment – 91.205(c)

Introduction

The annual Point-in-Time (PIT) count is conducted by the Continuum of Care TX-603, with the El Paso Coalition for the Homeless (EPCH) serving as the lead agency. The City of El Paso is a supporting partner but does not lead the PIT count process. These counts provide a

critical understanding of who is experiencing homelessness in the region and inform the City's strategy for outreach, prevention, and permanent housing solutions.

Total Persons Experiencing Homelessness (PIT Count Summary):

- ❖ 2020: 809
- ❖ 2021: 528 (*sheltered only, due to COVID-19*)
- ❖ 2022: 836
- ❖ 2023: 1112
- ❖ 2024: 913 (*Source: El Paso Coalition for the Homeless, 2020-2024 PIT data*)

If data is not available for the categories "number of persons becoming and exiting homelessness each year," and "number of days that persons experience homelessness," describe these categories for each homeless population type (including chronically homeless individuals and families, families with children, veterans and their families, and unaccompanied youth):

Due to the lack of comprehensive longitudinal tracking data for homelessness in El Paso, local partners rely on two primary data sources. The annual Point-in-Time (PIT) count is led by the El Paso Coalition for the Homeless (EPCH) and conducted by Continuum of Care TX-603 members to provide a snapshot of homelessness each January. Additionally, the SAGE HMIS Reporting Repository provides annual system performance data from ESG-funded agencies, offering insight into program outcomes and trends over time. Reviewing data over time from 2020 to 2024 provides useful context for each group:

The PIT count, supported by SAGE system reporting, offers a useful, though limited, snapshot of homelessness in El Paso. According to the SAGE repository's CoC System Performance Measures for El Paso:

- ❖ The average length of time persons remained homeless in emergency shelter, safe haven, or transitional housing was approximately 79 days in FY2023, reflecting a modest improvement from previous years.
- ❖ Returns to homelessness within 6 to 12 months remained under 10%, which is lower than national averages and indicates effective retention in housing placements.
- ❖ The rate of exits to permanent housing destinations from emergency shelter, transitional housing, and rapid rehousing programs hovered between 35% and 41% over the past three years.

- ❖ Utilization rates for emergency shelters remained above 95% throughout FY2023, highlighting ongoing demand for temporary housing services.

These performance trends reflect modest improvements in housing stability, but they also highlight gaps in housing capacity, especially for chronically homeless individuals and youth. Continued use of PIT and SAGE data can help identify trends and inform strategies to reduce the average length of homelessness and prevent returns to homelessness. Additional, ongoing data collection would strengthen understanding of inflow and outflow patterns, as well as length of stay in homelessness.

Nature and Extent of Homelessness

Race:	Sheltered:	Unsheltered (optional)
Ethnicity:	Sheltered:	Unsheltered (optional)
White	38%	41%
Black or African American	10%	15%
Hispanic/Latino	48%	50%
Other/Mixed	4%	4%

Disparities persist. Black individuals, who comprise about 4.5% of the city population, are overrepresented in both sheltered and unsheltered homelessness. Hispanic renters experience high-cost burdens (25%), with limited affordable housing options contributing to housing instability.

Estimate the number and type of families in need of housing assistance for families with children and the families of veterans.

- ❖ Families with Children: An estimated 60–80 families with children need housing assistance each year. Many are led by single parents and face barriers like low wages, eviction histories, or limited access to supportive housing.
- ❖ Veteran Families: Approximately 30–40 veteran households annually require housing support. These may include families with dependents or older veterans at risk of chronic homelessness.

Describe the Nature and Extent of Homelessness by Racial and Ethnic Group.

Racial and ethnic disparities remain evident in El Paso's housing and homelessness landscape.

According to the Project Bravo Community Needs Assessment (2023):

- ❖ Black renters: 42% are cost-burdened.
- ❖ Hispanic renters: 25% are cost-burdened.

These financial pressures increase the risk of eviction, housing instability, and homelessness. Although Black residents make up only about 4.5% of the city's population, they account for 10–15% of individuals experiencing homelessness, according to the 2024 PIT count. Hispanic residents, while the majority demographic in El Paso, face persistent structural barriers such as lower average incomes, overcrowding, and limited access to affordable housing.

The 2023–2024 CAPER confirms that Hispanic and Black households often experience housing insecurity at higher rates, and the Texas Low Income Housing Plan (2024) further highlights that households of color in El Paso are more likely to be rent-burdened, live in substandard housing, or be at risk of homelessness.

These findings underscore the need for targeted, culturally responsive interventions and equitable investment in long-term housing affordability solutions.

Describe the Nature and Extent of Unsheltered and Sheltered Homelessness.

In January 2024, the El Paso Coalition for the Homeless conducted its annual Point-in-Time (PIT) count, providing a snapshot of homelessness in the region. The count revealed a total 913 individuals experiencing homelessness, marking a significant decrease from the previous year. Of these, 259 189 unsheltered, reflecting a reduction compared to 2023. The remaining individuals were sheltered in emergency or transitional housing.

Sheltered Homelessness:

Emergency Shelters: 588 individuals were in emergency shelters

Transitional Housing: 136 individuals were in transitional housing, Unsheltered Homelessness:

Unsheltered Individuals: 189 individuals were living in places not meant for human habitation, such as streets, vehicles, or abandoned buildings.

Chronically Homeless: 99 were

Demographic Insights:

Families: This constituted 710 Households

Youth: 75 unaccompanied youth (ages 18–24) were counted

Older Adults: 193 individuals aged 55 and older were experiencing homelessness, a decrease from Veterans: 80 veterans were counted,

Discussion

El Paso continues to strengthen its homeless response infrastructure through Coordinated Entry, Housing First principles, and partnerships that span public health, housing, law enforcement, and justice systems. Significant non-HUD investments have expanded access to rapid rehousing, veteran-specific supports, and emergency and transitional resources for youth and families.

Data from the SAGE HMIS Reporting Repository shows that the average length of homelessness for individuals in ESG-funded programs was approximately 79 days in FY2023. The rate of exits to permanent housing destinations ranged between 35% and 41% over the past three years, and returns to homelessness within 6–12 months remained below 10%. Emergency shelter utilization rates stayed consistently high, over 95%, underscoring strong demand and capacity pressure across the system.

Despite these gains, persistent challenges remain. The local housing inventory is not sufficient to meet the needs of households exiting homelessness. Racial and ethnic disparities in access to housing assistance continue to affect historically marginalized groups. Service delivery for youth aging out of foster care and individuals reentering from incarceration remains underdeveloped.

A critical obstacle to systemwide coordination is the fact that the Opportunity Center for the Homeless operates outside of the shared Homeless Management Information System (HMIS) used by the HMIS Agency. This disconnect hinders the accuracy and completeness of performance reporting to HUD and limits the effectiveness of data-driven planning efforts. Efforts are being made to get them to systems to communicate with each other so we have real data and real time.

ESG, CDBG, CoC, and ARPA funds continue to play an essential role in supporting a coordinated, equity-focused response to homelessness in El Paso.

[NA-45 Non-Homeless Special Needs Assessment – 91.205 \(bid\)](#)

Introduction

HOPWA

HIV Housing Need (HOPWA Grantees Only)

Type of HOPWA Assistance	Estimates of Unmet Need
Tenant based rental assistance	50
Short-term Rent, Mortgage, and Utility	0
Facility Based Housing (Permanent, short-term or transitional)	0

Table 30 – HIV Housing Need

Data Source: HOPWA CAPER and HOPWA Beneficiary Verification Worksheet

Describe the characteristics of special needs populations in your community:

What are the housing and supportive service needs of these populations and how are these needs determined?

Individuals living with HIV/AIDS (PLWH) in El Paso have complex housing and supportive service needs that are shaped by their health status, income level, and family composition. As medical advances allow people with HIV to live longer, we are seeing a growing number of clients who are aging into retirement or are medically unable to work. This adds another layer of vulnerability, as many are on fixed incomes such as Supplemental Security Income (SSI) or Social Security Disability Insurance (SSDI), which are insufficient to meet the region's rising cost of living. Even those who are employed often cannot afford the full amount of rent without assistance.

A major barrier continues to be the inability to afford move-in costs. Many clients struggle to pay security deposits, first month's rent, and utility deposits. In addition, landlords frequently require nonrefundable fees for applications, administrative costs, and background or credit checks, often ranging from \$35 to \$60 per person. These expenses are prohibitive for low-income individuals, especially those with poor credit, prior evictions, or criminal histories, resulting in frequent denials or long delays in housing access.

Another common barrier is the requirement of pet deposits. Many clients have emotional support animals or long-term pets that provide companionship and emotional stability. However, not all landlords accept medical documentation for support animals, and the added cost of pet fees or deposits often places housing out of reach.

Supportive service needs for PLWH go beyond housing. They include access to childcare, transportation, food assistance, mental health and substance use treatment, medical case management, and employment support. Food insecurity is a significant challenge, especially

for families with children. Access to day care is critical for parents living with HIV, as it allows them to attend medical appointments, maintain employment, or engage in educational or job training opportunities.

Family dynamics among PLWH are diverse and may include single adults, parents with children, or minors born with HIV. Each household requires tailored services and supports to promote long-term stability and improved health outcomes.

These needs are assessed through structured intake processes, annual recertifications, regular case management contact, and ongoing collaboration with local healthcare providers and social service organizations. The HOPWA program also requires clients to register with the local housing authority as part of their transition to permanent housing solutions.

Importantly, all housing and supportive services provided align with the HIV Continuum of Care and broader efforts under the Ending the HIV Epidemic (EHE) initiative. Stable housing is a critical component in ensuring that individuals living with HIV are able to stay engaged in medical care, adhere to treatment, and achieve viral suppression, ultimately supporting public health goals and reducing new transmissions in the community.

To reduce barriers to housing and improve long-term outcomes, we are requesting funding to help cover essential housing-related costs including security and pet deposits, application and background check fees, and other critical move-in expenses.

Discuss the size and characteristics of the population with HIV/AIDS and their families within the Eligible Metropolitan Statistical Area:

According to the Texas Department of State Health Services there 2,743 people living with HIV/AIDS (PLWH) in El Paso County as of 2023. The population of PLWH in the El Paso area is diverse and reflective of the region's demographics, with a majority identifying as Hispanic/Latino. Many clients served through local housing and supportive service programs, such as HOPWA, live at or below the federal poverty level. A significant portion are single adults; however, there is also a growing number of family households, including single parents and families with children, as well as minors born with HIV.

This population often faces a wide range of challenges that impact their housing stability and overall well-being. These include chronic medical conditions, mental health needs, and substance use disorders. A number of clients have a history of incarceration, which creates additional barriers to securing housing and employment. Even those who are employed frequently struggle to maintain stable housing due to low wages, rising rental costs, and the inability to afford upfront expenses such as deposits, application fees, and utility start-up costs.

HIV-related stigma remains a persistent barrier within the private rental market. Many clients report discriminatory practices from landlords once their HIV status becomes known, leading to repeated housing denials or limited options in substandard housing. In addition to stigma, clients commonly lack credit or have poor rental histories, further compounding their housing insecurity.

The HOPWA program in El Paso serves a wide spectrum of individuals, including those who are homeless, living in transitional situations, or recently discharged from institutional settings. Some participants require ongoing behavioral health support, including access to mental health counseling, substance use treatment, and methadone maintenance programs for opioid use. These intersecting needs highlight the importance of integrated supportive services tailored to each individual or family household.

Overall, the HIV/AIDS population in El Paso continues to grow older and more medically vulnerable, with many entering a phase of life where they are unable to work due to retirement or disability. The complexity of their circumstances underscores the need for a comprehensive housing and service delivery approach that addresses medical, behavioral, financial, and social factors contributing to long-term stability.

If the PJ will establish a preference for a HOME TBRA activity for persons with a specific category of disabilities (e.g., persons with HIV/AIDS or chronic mental illness), describe their unmet need for housing and services needed to narrow the gap in benefits and services received by such persons. (See 24 CFR 92.209(c)(2) (ii))

There are significant unmet housing and supportive service needs among persons living with HIV/AIDS (PLWH) in El Paso that would strongly support the implementation of a TBRA (Tenant-Based Rental Assistance) preference under the HOME Program. Despite the critical support provided by the HOPWA program, the demand for stable, affordable housing continues to outpace available resources, leaving many clients vulnerable to homelessness or prolonged housing instability.

Many PLWH in the region face multiple systemic barriers, including unaffordable rent, landlord discrimination, lack of credit, poor rental history, and stigma related to their HIV status. Even when rental assistance is available, these factors often result in housing denials or limited access to safe, appropriate units. A particularly pressing issue is that many individuals who would otherwise qualify for TBRA under HOME are disqualified due to past criminal convictions. While criminal history may be a barrier under HOME or local housing authority criteria, the HOPWA program does not impose this restriction, allowing some of the most vulnerable individuals to receive the help they need. This flexibility is essential, as many PLWH are also re-entering society following incarceration and require supportive services and housing to reduce recidivism and promote stability.

A key requirement for individuals enrolled in the HOPWA program is to register with the local housing authority in an effort to secure permanent housing solutions. However, long waiting lists and limited voucher availability present serious challenges, often leaving clients in temporary or unsafe housing arrangements for extended periods of time.

The implementation of a TBRA preference under HOME would not only expand access to stable housing but also provide a much-needed bridge to permanent housing solutions, particularly for those who cannot meet traditional eligibility criteria. This approach would complement HOPWA's services by easing the bottleneck of housing demand and reducing the time clients spend in transitional or substandard living conditions.

In addition to housing, individuals living with HIV/AIDS require comprehensive case management (CM) services that address the full spectrum of medical, behavioral, and social needs. Unlike general low-income households, PLWH often face co-occurring conditions such as mental health disorders, substance use, chronic illness, and social isolation. Case management for this population is not merely supportive; it is essential. These services connect clients to vital medical care, ensure adherence to life-saving medication, coordinate transportation to appointments, and help navigate complex healthcare and benefits systems. A HOME TBRA preference, combined with wraparound case management services, would significantly enhance housing stability and improve overall health outcomes for PLWH.

In summary, integrating a TBRA preference under HOME would fill a critical gap in the housing continuum for individuals living with HIV/AIDS and align with the broader HIV Continuum of Care and national efforts to End the HIV Epidemic.

NA-50 Non-Housing Community Development Needs – 91.215(f)

Describe the jurisdiction's need for Public Facilities:

Based on extensive community input, the 2025 CNA identified the following as the top three (3) public facilities priorities for the City of El Paso:

1. Mental Health Centers – Residents and stakeholders highlighted the need for mental health centers. Key needs include mental health services.
2. Food Pantries – Residents and stakeholders highlighted the need for food pantries. Key needs include increased funding for food pantries, food programs and supply.
3. Facilities for Individuals Experiencing Homelessness – Residents and stakeholders highlighted the need for facilities that mitigate homelessness. Key needs include supportive housing, emergency shelter, transitional housing, permanent housing.

How were these needs determined?

These priorities were determined through a comprehensive public engagement process that included three key components:

❖ **Community Survey:**

An online survey—available in English and Spanish—was distributed widely and completed by more than 640 residents. The survey asked respondents to select and rank the most pressing needs in their neighborhoods. The responses revealed strong concern for affordable housing, mental health centers and food pantries. This tool provided broad, quantitative insight into public facilities gaps across the city.

❖ **In-Person Public Input Sessions:**

Two facilitated community meetings were held in February 2025. Participants worked in small groups to discuss neighborhood challenges, prioritize needs, and share personal experiences. These sessions confirmed the survey findings and added qualitative depth, particularly regarding barriers to affordable housing units, people with disabilities, and low-income families.

❖ **Targeted Stakeholder Feedback:**

Service providers and community organizations were invited to complete a specialized survey focused on homelessness and housing services. These professionals offered detailed insights on system gaps, unmet demand, and emerging trends.

Describe the jurisdiction's need for Public Improvements:

- ❖ **Walkability and Accessibility Improvements** – Residents and stakeholders highlighted the need for walkability and accessibility improvements. Key needs include accessible affordable housing units.

How were these needs determined?

These priorities were determined through a comprehensive public engagement process that included three key components:

1. **Community Survey:**

An online survey—available in English and Spanish—was distributed widely and completed by more than 640 residents. The survey asked respondents to select and rank the most pressing needs in their neighborhoods. The responses revealed strong concern for walkability and accessibility improvements. This tool provided broad, quantitative insight into public facilities gaps across the city.

2. **In-Person Public Input Sessions:**

Two facilitated community meetings were held in February 2025. Participants worked in small groups to discuss neighborhood

challenges, prioritize needs, and share personal experiences. These sessions confirmed the survey findings and added qualitative depth, particularly regarding barriers to affordable housing units, people with disabilities, and low-income families.

3. Targeted Stakeholder Feedback:

Service providers and community organizations were invited to complete a specialized survey focused on homelessness and housing services. These professionals offered detailed insights on system gaps, unmet demand, and emerging trends.

Describe the jurisdiction's need for Public Services:

Based on extensive community input, the 2025 Community Needs Assessment identified the following as the top five public service priorities for the City of El Paso:

1. Mental Health Services

Residents and stakeholders emphasized the urgent need for accessible mental health care across the city.

Key needs include counseling and therapy, psychiatric care, and crisis intervention services.

Mental health services were the most frequently selected priority in the community survey, reflecting a broad and growing concern.

2. Homeless Services

Homelessness emerged as a multifaceted issue requiring a range of services to meet residents' needs.

Identified service needs include emergency shelters, transitional housing, permanent supportive housing, day centers with meals, showers, and case management, street outreach and navigation, behavioral health and substance use treatment, and targeted support for unaccompanied youth, domestic violence survivors, and individuals with disabilities.

3. Family Services

Affordable, reliable childcare is essential for working families and single parents yet remains limited across many neighborhoods.

Identified needs include subsidized childcare programs, infant and toddler care options, and flexible hours to support non-traditional work schedules.

4. Youth Programs

Families and service providers highlighted the importance of investing in young people through structured, supportive activities. Top priorities include after-school and summer programming, mentoring and tutoring, safe recreation opportunities, and life skills development for at-risk youth.

5. Transportation Services

Reliable, affordable transportation remains a barrier to accessing employment, health care, and essential services—particularly for underserved populations.

Key needs include low-cost or free public transit, expanded routes and service hours, and transportation assistance for seniors, people with disabilities, and low-income households.

How were these needs determined?

These priorities were determined through a comprehensive public engagement process that included three key components:

1. **Community Survey:**

An online survey—available in English and Spanish—was distributed widely and completed by more than 640 residents. The survey asked respondents to select and rank the most pressing needs in their neighborhoods. The responses revealed strong concern for access to mental health care, homeless services, transportation, youth programs, and childcare. This tool provided broad, quantitative insight into public service gaps across the city.

2. **In-Person Public Input Sessions:**

Two facilitated community meetings were held in February 2025. Participants worked in small groups to discuss neighborhood challenges, prioritize needs, and share personal experiences. These sessions confirmed the survey findings and added qualitative depth, particularly regarding barriers to accessing services for unhoused individuals, people with disabilities, and low-income families.

3. **Targeted Stakeholder Feedback:**

Service providers and community organizations were invited to complete a specialized survey focused on homelessness and housing services. These professionals offered detailed insights on system gaps, unmet demand, and emerging trends—such as the growing number of unsheltered youth and the need for supportive housing with wraparound services.

By combining input from everyday residents with expert feedback from frontline service providers, the CNA process ensured that the top identified needs—mental health services, homeless services, transportation, youth programming, and childcare—are grounded in both lived experience and service system realities

Housing Market Analysis

MA-05 Overview

MA-10 Number of Housing Units – 91.210(a)&(b)(2)

Introduction

All residential properties by number of units

Property Type	Number	%
1-unit detached structure	170,065	67%
1-unit, attached structure	8,935	4%
2-4 units	18,530	7%
5-19 units	30,400	12%
20 or more units	17,525	7%
Mobile Home, boat, RV, van, etc.	7,075	3%
<i>Total</i>	<i>252,530</i>	<i>100%</i>

Table 31 – Residential Properties by Unit Number

Data Source: 2016-2020 ACS

Unit Size by Tenure

	Owners		Renters	
	Number	%	Number	%
No bedroom	1,790	1%	5,055	5%
1 bedroom	1,345	1%	19,105	20%
2 bedrooms	11,995	9%	32,655	35%
3 or more bedrooms	122,535	89%	36,420	39%

	Owners		Renters	
	Number	%	Number	%
Total	137,665	100%	93,235	99%

Table 32 – Unit Size by Tenure

Data Source: 2016-2020 ACS

Describe the number and targeting (income level/type of family served) of units assisted with federal, state, and local programs.

During the 2023–2024 program year, the City of El Paso deployed a coordinated mix of federal and local resources to address housing needs among low- and moderate-income households. These efforts focused especially on serving residents earning less than 60 percent of the Area Median Family Income (AMFI), including populations facing elevated housing challenges such as seniors, persons with disabilities, families with children, and individuals at risk of or experiencing homelessness.

A total of 414 households were directly assisted with housing services through rehabilitation, tenant-based rental assistance, or homelessness prevention programs. Of those assisted, the vast majority fell into the extremely low-income category, defined as earning 30 percent or less of AMFI. For reference, this equates to an annual income of approximately \$18,300 or less for a four-person household in El Paso, based on recent HUD income limits. Many of these households were comprised of single adults or elderly individuals living on fixed incomes, as well as female-headed families managing multiple challenges, including medical vulnerability or unstable employment.

Most assisted households received support in the form of rehabilitation for aging homes, short- to medium-term rental subsidies, or tenant-based rental assistance tied to supportive services. These services not only improved housing stability but also helped prevent displacement and institutionalization, especially for individuals living with chronic illness or disabilities. In total, 33 of the assisted households were classified as extremely low-income, 18 were low-income (31–50% AMFI), and 10 were moderate-income (51–80% AMFI), based on rehabilitation program data alone. Additional rental assistance and housing stability programs targeted individuals living with HIV/AIDS and households that were unhoused or at imminent risk of eviction.

In addition to these completed activities, El Paso made a significant investment in its future affordable housing stock. In late 2023, the City launched a major initiative to construct or rehabilitate 258 new affordable rental units using federal funds, matched by private investment. Although these units have not been completed at the end of the program year, they are designated for households earning no more than 60 percent of AMFI, with prioritization for those experiencing homelessness, older adults, and persons with disabilities.

Together, these efforts reflect El Paso's multi-layered strategy to meet immediate housing needs while also expanding the supply of long-term affordable housing.

Provide an assessment of units expected to be lost from the affordable housing inventory for any reason, such as expiration of Section 8 contracts.

The Housing Authority of the City of El Paso (HACEP) does not anticipate any affordable units being lost due to the expiration of Section 8 contracts or public housing disposition during the 2025–2029 planning period. According to the PHA Five-Year Plan, no units are slated for demolition, disposition, or removal under RAD, Section 18, or other HUD programs.

All public housing units previously converted through the Rental Assistance Demonstration (RAD) program remain in service as Project-Based Rental Assistance (PBRA) units, ensuring long-term affordability. The PHA also confirms that no new RAD conversions are planned and that there are no pending compliance actions that would impact housing availability.

In addition, the agency is pursuing strategies to increase its public housing inventory up to the authorized Faircloth limit through new construction and redevelopment efforts.

Does the availability of housing units meet the needs of the population?

Available data shows that the supply of housing units in El Paso does not fully meet the needs of the population, particularly for low-income renters and individuals with specialized housing needs. While development has continued in both the for-sale and rental markets, persistent gaps remain in both quantity and affordability.

According to HUD's 2022 Comprehensive Housing Market Analysis for El Paso, demand was projected for 8,575 new for-sale homes and 2,300 new rental units during the 2022–2025 forecast period. However, only 810 homes and 740 rental units were under construction at the start of that period—just a fraction of the anticipated need. The overall rental market was described as “slightly tight,” with a 5.2% vacancy rate, and analysts noted that renter households had been increasing faster than the supply of rental housing since 2016.

This supply-demand mismatch is compounded by affordability issues. The CNA found that residents identified a shortage of both rental units and single-family homes at prices affordable to low- and moderate-income households. Respondents also expressed concern about a lack of accessible units for people with disabilities and emphasized the need for more emergency shelters and permanent housing for people experiencing homelessness.

Furthermore, housing production has not kept pace with demographic growth. The CHMA reported an estimated 302,900 households in the region, with household growth outpacing population growth due to shrinking household size. This trend further increases demand for more, smaller, and affordable units.

Market tightness is also reflected in cost pressures. Average apartment rents in El Paso increased by 12% year over year in 2022, reaching \$926. This upward trend in prices disproportionately affects renters, especially those earning below 60% of the Area Median Income (AMI), who face heightened housing cost burdens.

In summary, despite ongoing development, the current pace of housing production is not sufficient to meet demand in El Paso, particularly for affordable and accessible units. Both quantitative market indicators and qualitative community feedback point to unmet housing needs across various income and household types.

Describe the need for specific types of housing:

El Paso faces clear gaps in the availability of several key housing types. The most pressing needs—confirmed by community input and public data—include affordable family housing, accessible housing, senior housing, and supportive housing for individuals experiencing homelessness.

According to the 2025 Community Needs Assessment (CNA), the top housing needs identified by residents were:

- ❖ Affordable rental housing for low-income families (26%),
- ❖ Affordable homes for first-time buyers (26%), and
- ❖ Affordable senior rental housing (55+) (22%).

HUD's Comprehensive Housing Market Analysis (CHMA) projected demand for 8,575 for-sale homes and 2,300 rental units between 2022 and 2025, yet only 810 homes and 740 rentals were under construction at the start of that period.

Accessible housing is also in short supply. 47% of CNA respondents prioritized rental units for people with disabilities, and 14% of El Pasoans live with a disability, per Census estimates.

As the senior population grows (from 10% to nearly 13% between 2010 and 2019), demand for age-appropriate, affordable housing is increasing.

Homeless housing is another urgent need. Survey respondents expressed equal need for emergency, transitional, and permanent supportive housing, reflecting system-wide shortages.

MA-15 Housing Market Analysis: Cost of Housing – 91.210(a)

Introduction

Cost of Housing

	Base Year: 2009	Most Recent Year: 2020	% Change
Median Home Value	118,400	132,800	12%
Median Contract Rent	649	731	13%

Table 33 – Cost of Housing

Data Source: 2000 Census (Base Year), 2016-2020 ACS (Most Recent Year)

Rent Paid	Number	%
Less than \$500	21,739	23.3%
\$500-999	53,870	57.8%
\$1,000-1,499	14,545	15.6%
\$1,500-1,999	2,460	2.6%
\$2,000 or more	630	0.7%
Total	93,244	100.0%

Table 34 – Rent Paid

Data Source: 2016-2020 ACS

Housing Affordability

Number of Units affordable to Households earning	Renter	Owner
30% HAMFI	7,325	No Data
50% HAMFI	23,580	15,140
80% HAMFI	61,090	42,785
100% HAMFI	No Data	57,480

Number of Units affordable to Households earning	Renter	Owner
Total	91,995	115,405

Table 35 – Housing Affordability

Data Source: 2016-2020 CHAS

Monthly Rent

Monthly Rent (\$)	Efficiency (no bedroom)	1 Bedroom	2 Bedroom	3 Bedroom	4 Bedroom
Fair Market Rent	672	824	977	1,361	1,664
High HOME Rent	534	678	831	974	1,066
Low HOME Rent	513	550	661	763	851

Table 36 – Monthly Rent

Data Source: HUD FMR and HOME Rents

Is there sufficient housing for households at all income levels?

The data indicates there is insufficient affordable housing for households at lower income levels, particularly those at or below 50% Housing Area Median Family Income (HAMFI). While households with incomes above 80% AMFI may have adequate housing options, lower-income groups face significant shortages.

In the City of El Paso, the cost of housing has experienced noticeable growth between the base year of 2009 and the most recent year, 2020. And even more now in 2025. Median home values increased from \$118,400 in 2009 to \$132,800 in 2020, to \$265,000 in 2025, according to the Greater El Paso Association of Realtors. Similarly, median contract rents saw a 13% rise, from \$649 in 2009 to \$731 in 2020.

Affordability remains a central challenge, especially for households earning significantly below the median income. Data from the 2016-2020 Comprehensive Housing Affordability Strategy (CHAS) indicates that the number of affordable units available varies considerably depending on household income. Specifically, for households earning 30% or less of the HAMFI, there are only 7,325 affordable rental units. Households earning up to 50% HAMFI have access to 23,580 affordable rental units, and those earning up to 80% HAMFI have significantly more options, with 61,090 affordable rental units available.

Monthly rent standards defined by HUD's Fair Market Rents (FMR) and HOME Rent programs provide further insights into rental costs in El Paso. The FMR ranges from \$672 for an efficiency apartment to \$1,664 for a four-bedroom unit. High HOME rents are somewhat lower, from \$534 for efficiencies to \$1,066 for four-bedroom apartments, while Low HOME rents are even lower, starting at \$513 for efficiencies and reaching up to \$851 for four-bedroom units.

These figures underscore the increasing pressure on housing affordability within the city, particularly impacting lower-income households, and indicate a clear need for continued investment in affordable housing solutions. Considering the trends of rising home values and rents, affordability may further decrease without strategic interventions. HOME rents and Fair Market Rents, when compared to the Area Median Rent, suggest a continued gap in affordability for lower-income residents. This gap highlights the importance of enhancing strategies that increase and preserve affordable housing, including leveraging additional resources, developing new affordable units, and maintaining existing affordable housing stock.

How is the affordability of housing likely to change considering changes to home values and/or rents?

Given the ongoing increases in home values and rents, housing affordability is likely to deteriorate further, particularly affecting lower-income households.

How do HOME rents/Fair Market Rent compare to Area Median Rent? How might this impact your strategy to produce or preserve affordable housing?

HOME rents and Fair Market Rents are generally lower than Area Median Rent, illustrating the significant affordability gap for lower-income residents. This situation will necessitate strategies to not only produce more affordable housing but also to preserve existing affordable units through policy support, funding prioritization, and targeted housing initiatives.

[MA-20 Housing Market Analysis: Condition of Housing – 91.210\(a\)](#)

Introduction

Describe the jurisdiction's definition of "standard condition" and "substandard condition but suitable for rehabilitation":

For this Consolidated Plan and Action Plan, the City defines housing conditions as follows: “Standard condition” refers to housing that complies with the International Residential Code and meets the Minimum Acceptable Standards set by the City and relevant federal housing standards. “Substandard condition, but suitable for rehabilitation” refers to housing that does not meet these standards due to aging or outdated systems but remains functional and does not pose health or safety risks. Such housing can be rehabilitated to meet all required codes and standards at a reasonable cost, which does not exceed relevant housing regulations.

Condition of Units

Condition of Units	Owner-Occupied		Renter-Occupied	
	Number	%	Number	%
With one selected Condition	33,825	25%	42,765	46%
With two selected Conditions	1,040	1%	3,865	4%
With three selected Conditions	35	0%	50	0%
With four selected Conditions	0	0%	0	0%
No selected Conditions	102,770	75%	46,565	50%
Total	137,670	101%	93,245	100%

Table 37 – Condition of Units

Data Source: 2016-2020 ACS

Year Unit Built

Year Unit Built	Owner-Occupied		Renter-Occupied	
	Number	%	Number	%
2000 or later	36,775	27%	21,870	23%
1980-1999	37,160	27%	28,125	30%
1950-1979	54,055	39%	34,205	37%
Before 1950	9,685	7%	9,040	10%
Total	137,675	100%	93,240	100%

Table 38 – Year Unit Built

Data Source: 2016-2020 CHAS

Risk of Lead-Based Paint Hazard

Risk of Lead-Based Paint Hazard	Owner-Occupied		Renter-Occupied	
	Number	%	Number	%
Total Number of Units Built Before 1980	63,740	46%	43,245	46%
Housing Units built before 1980 with children present	26,874	20%	14,100	15%

Table 39 – Risk of Lead-Based Paint

Data Source: 2016-2020 ACS (Total Units) 2016-2020 CHAS (Units with Children present)

Need for Owner and Rental Rehabilitation

Describe the need for owner and rental rehabilitation based on the condition of the jurisdiction's housing.

According to the 2016-2020 ACS data, approximately 33,825 owner-occupied and 42,765 renter-occupied units have one selected condition. These units represent the estimated number of housing units with one of the following conditions: lacks complete kitchen facilities, lacks complete plumbing facilities, more than one person per room, or cost burden greater than 30%, highlighting the need to rehabilitate owner and rental housing units.

Estimated Number of Housing Units Occupied by Low or Moderate-Income Families with LBP Hazards

Lead-based paint (LBP) remains a critical health and safety concern in El Paso, particularly in older homes occupied by families with young children. According to data from the 2016–2020 ACS and CHAS, approximately 40,974 housing units in the city were built before 1980 and are occupied by households with children:

- ❖ 26,874 owner-occupied units
- ❖ 14,100 renter-occupied units

These units represent the estimated number of housing units occupied by low- or moderate-income families at risk of lead-based paint (LBP) hazards. This estimate is based on HUD’s recommended methodology, which uses the presence of children in pre-1980 housing as a proxy indicator for LBP risk. Since no alternative local data source is available, this default baseline is used to inform program targeting and lead hazard mitigation strategies.

The City will continue to coordinate with local health and housing agencies to mitigate lead exposure risks, prioritize lead hazard control in rehabilitation efforts, and support public awareness on safe housing practices.

MA-25 Public and Assisted Housing – 91.210(b)

Introduction

Total Number of Units

	Certificate	Mod-Rehab	Public Housing	Program Type					
				Vouchers					
				Total	Project-based	Tenant-based	Special Purpose Voucher		
							Veterans Affairs Supportive Housing	Family Unification Program	Disabled *
# of units vouchers available			5,923	5,436			412	0	340
# of accessible units									

**Includes Non-Elderly Disabled, Mainstream One-Year, Mainstream Five-Year, and Nursing Home Transition*

Table 41 – Total Number of Units by Program Type

Data Source: PIC (PIH Information Center)

Describe the supply of public housing developments:

The City of El Paso is served by a single Public Housing Agency, Housing Opportunities Management Enterprises (HOME), which administers a substantial portfolio of public housing units and vouchers. As of the most recent data, HOME oversees 5,923 public housing

units and 5,436 Housing Choice Vouchers. Among these, 412 vouchers are designated for Veterans Affairs Supportive Housing (VASH), 340 are set aside for persons with disabilities, and none are allocated under the Family Unification Program (FUP). No units are currently reported under the Certificate or Moderate Rehabilitation programs, and the number of accessible units was not provided.

HOME continues to expand and improve its public housing supply through several initiatives. The agency is actively engaged in new construction projects, including developments at Nuestra Señora and Kinship Commons, and has initiated the leasing of Project-Based Vouchers at locations such as the Robinson Apartments. Future developments will include a combination of public housing and PBV units at Mesa Hills I and Patriot Place II b, as well as 105 additional public housing units and 469 PBVs projected for leasing in 2024.

Describe the number and physical condition of public housing units in the jurisdiction, including those that are participating in an approved Public Housing Agency Plan:

Public housing in El Paso is undergoing significant modernization and redevelopment to improve living conditions and preserve long-term affordability. Through the RAD Program, HOME has converted many of its public housing units to project-based voucher units, thereby addressing long-standing physical and capital needs while maintaining affordability. As of 2024, HOME has completed the RAD conversion of its former public housing units and is now actively rehabilitating these properties using Project-Based Vouchers while also maximizing the use of Faircloth-authorized units.

Rehabilitation efforts are ongoing at several developments, including Cielo Tower, Sun Pointe, and El Cerrito (Machuca). The City supports these improvements through Certifications of Consistency with the Consolidated Plan, ensuring alignment with local housing strategies. Furthermore, HOME has emphasized quality by setting performance goals such as maintaining a SEMAP score of 90 for voucher management, adopting modernization plans, and planning for the replacement or disposition of obsolete public housing. These efforts reflect an overarching goal of increasing both the quality and quantity of public housing stock within El Paso.

Public Housing Condition

The following Public Housing properties were initially inspected by a third-party vendor before unit occupancy by residents. All units passed an NSPIRE inspection before occupancy.

- ❖ El Cerrito - recently renovated and leased on December 31, 2025. Other than initial NSPIRE inspection, the property has not undergone HUD or TDHCA inspections that would provide a score.

- ❖ Cielo Tower - Currently undergoing renovation. Once units are turned over for occupancy, NSPIRE initial inspections will be scheduled.
- ❖ Nuestra Señora - Currently undergoing renovation. Once units are turned over for occupancy, NSPIRE initial inspections will be scheduled.

Describe the restoration and revitalization needs of public housing units in the jurisdiction:

HOME has identified significant restoration and revitalization needs across its public housing portfolio. These needs stem from the aging infrastructure of many properties, necessitating comprehensive upgrades to maintain safe and quality housing. To address these needs, HOME has leveraged the RAD Program, enabling the conversion of public housing units into Project-Based Voucher (PBV) or Project-Based Rental Assistance (PBRA) units. This conversion allows for the infusion of private and public funds to support critical rehabilitation and modernization efforts.

Currently, substantial rehabilitation is underway at Cielo Tower, Sun Pointe, and El Cerrito (Machuca). New construction is in progress at sites like Nuestra Señora and Kinship Commons. Additionally, HOME is initiating construction at Chai Manor Phase 2 to develop 40 new units—25 as public housing and 15 as PBV. These activities are part of a broader strategy to replace obsolete public housing, improve energy efficiency, enhance safety, and ensure long-term affordability through mixed-finance and tax credit mechanisms.

Describe the public housing agency's strategy for improving the living environment of low- and moderate-income families residing in public housing:

HOME has developed a multi-faceted strategy focused on improving the overall living environment for low- and moderate-income residents. This approach includes both physical improvements to housing and supportive services designed to foster resident stability and upward mobility. Key components of this strategy include:

- ❖ Security enhancements: The El Paso Police Department conducted Crime Prevention Surveys at all HOME properties, with recommendations implemented to enhance safety. An inter-local agreement ensures ongoing data-sharing on criminal activity.
- ❖ Health and wellness services: Onsite clinics have been established at Chelsea and Sun Plaza in partnership with UMC. Health fairs and vaccinations are regularly offered in collaboration with the City's Department of Public Health.

- ❖ Education and youth development: A STREAM pilot program is underway at Tays North and Tays South, focusing on science, technology, reading, engineering, arts, and math. Additional programs promote career exploration and educational attainment.
- ❖ Resident empowerment and economic mobility: Budgeting, financial literacy, and homeownership workshops are offered regularly. A partnership with JP Morgan Chase provides residents with tools to prepare for homeownership, while scattered site homes are earmarked for qualified residents to purchase.
- ❖ Community partnerships: HOME collaborates with agencies to provide case management, job readiness, and domestic violence support services. Partnerships with entities like El Pasoans Fighting Hunger ensure residents receive monthly food distributions.

These integrated strategies reflect HOME's commitment to not only maintaining housing quality but also supporting the holistic well-being and long-term success of its residents.\

MA-30 Homeless Facilities and Services – 91.210(c)

Introduction

Facilities and Housing Targeted to Homeless Households

	Emergency Shelter Beds		Transitional Housing Beds	Permanent Supportive Housing Beds	
	Year-Round Beds (Current & New)	Voucher / Seasonal / Overflow Beds	Current & New	Current & New	Under Development
Households with Adult(s) and Child(ren)	397	33	101	56	0
Households with Only Adults	525	0	52	87	0
Chronically Homeless Households	NA	0	0	51	0
Veterans	20	0	20	0	0
Unaccompanied Youth	22	0	22	6	0

Table 43 – Facilities and Housing Targeted to Homeless Households

Describe mainstream services, such as health, mental health, and employment services, to the extent that those services are used to complement services targeted to homeless persons.

In the City of El Paso, a robust network of mainstream services complements homeless-targeted programs by addressing health, mental health, and employment needs in an integrated fashion. The city partners with local organizations and health systems to ensure that individuals experiencing homelessness are connected with wraparound services that enhance housing stability and personal well-being.

Through initiatives like *El Paso Helps*, homeless individuals are connected to mental health services, case management, shelter, and employment resources via a centralized 24/7 online portal. This system is backed by American Rescue Plan Act (ARPA) funding and includes a no-barrier Welcome Center for immediate crisis response. Additionally, organizations such as Emergence Health Network offer outpatient clinics, coordinated specialty care, and Assertive Community Treatment for individuals with severe mental health conditions.

The City's Consolidated Annual Performance Evaluation Report (CAPER) notes that over 9,000 individuals were served by public health and mental health services funded through a combination of federal, state, and private resources. These services include preventative care, wellness checks, and community-based mental health support. Additionally, Project Bravo delivers programs that address economic opportunity, financial literacy, and workforce development, further aiding formerly homeless individuals in securing employment and stable housing.

These mainstream services are integral to El Paso's homelessness strategy, ensuring that individuals do not cycle back into homelessness due to untreated health or employment barriers.

List and describe services and facilities that meet the needs of homeless persons, particularly chronically homeless individuals and families, families with children, veterans and their families, and unaccompanied youth. If the services and facilities are listed on screen SP-40 Institutional Delivery Structure or screen MA-35 Special Needs Facilities and Services, describe how these facilities and services specifically address the needs of these populations.

The City of El Paso offers a comprehensive range of services and facilities that address the diverse needs of its homeless population. These include emergency shelters, transitional housing, permanent supportive housing, and targeted outreach programs that serve specific subpopulations.

1. El Paso Helps is the city's flagship collaborative, providing coordinated entry, case management, and referrals to housing, food assistance, and mental health services. It features a no-barrier *Welcome Center*, which served over 5,000 individuals during the COVID-19 pandemic and continues to offer immediate shelter and support services.

2. Opportunity Center for the Homeless operates multiple residential facilities tailored to various populations:

- ❖ *Missouri Street Residence* supports 39 single men transitioning from shelter to self-sufficiency.
- ❖ *Safe Haven* offers permanent housing for chronically homeless individuals with mental illness.
- ❖ *Women's Resource Center* serves single women, many with mental health needs.
- ❖ *Magoffin Avenue SRO* provides permanent supportive housing for elderly, sick, or disabled individuals.

3. Project Punto de Partida, operated by Recovery Alliance, provides peer-based recovery services, harm reduction tools, and residential supportive housing. It targets individuals experiencing homelessness due to substance use disorders and offers a connection to healthcare, dental, HIV/Hepatitis testing, and mental health counseling.

4. STD & HIV Prevention Program at the City of El Paso Department of Public Health delivers free testing, case management, and *Housing Opportunities for Persons with AIDS (HOPWA)* services, which offer rental assistance to eligible individuals and families with HIV/AIDS who are homeless or housing insecure.

5. Services for Unaccompanied Youth and Youth Aging Out of Foster Care are supported through ARPA funding. A new youth shelter specifically for young women transitioning out of care has been established to prevent homelessness among this vulnerable group. Collectively, these services, many of which are outlined under the MA-35 and SP-40 sections of the Consolidated Plan, are structured to offer both immediate shelter and long-term support. They provide trauma-informed care, help individuals manage disabling conditions, and guide them toward independence, ensuring that chronically homeless individuals, families, veterans, and youth receive tailored interventions appropriate to their unique needs.

MA-35 Special Needs Facilities and Services – 91.210(d)

Introduction

HOPWA Assistance Baseline Table

Type of HOWA Assistance	Number of Units Designated or Available for People with HIV/AIDS and their families
TBRA	0
PH in facilities	0
STRMU	0
ST or TH facilities	0
PH placement	0

Table 44 – HOPWA Assistance Baseline

Data Source: HOPWA CAPER and HOPWA Beneficiary Verification Worksheet

Including the elderly, frail elderly, persons with disabilities (mental, physical, developmental), persons with alcohol or other drug addictions, persons with HIV/AIDS and their families, public housing residents, and any other categories the jurisdiction may specify, and describe their supportive housing needs

In El Paso, supportive housing needs among special populations are met through targeted programs. Elderly and frail elderly residents require accessible units and onsite support, addressed through developments like Magoffin Avenue SRO and the upcoming Chai Manor Phase 2. Individuals with disabilities benefit from services by Emergence Health Network and housing at Safe Haven, which provides stability and mental health support.

Those with substance use disorders are served by Project Punto de Partida, offering harm reduction tools and peer-led recovery support. People living with HIV/AIDS receive rental assistance and care coordination through the City's HOPWA program and public health clinics.

Public housing residents receive wraparound services from HOME, including financial education, food access, and health programs. Youth aging out of foster care are supported through an ARPA-funded shelter offering transitional housing and life skills training. These efforts ensure vulnerable residents have access to stable, service-enriched housing.

Describe programs for ensuring that persons returning from mental and physical health institutions receive appropriate supportive housing.

El Paso ensures that persons exiting mental and physical health institutions are connected to supportive housing through coordinated discharge planning and integrated care systems.

The *El Paso Helps* collaborative, which includes the Welcome Center and mobile outreach teams, plays a lead role in intercepting individuals at discharge from hospitals, shelters, or correctional facilities and immediately connecting them to housing, case management, and health services. This initiative is supported by ARPA funding and includes a 24/7 response capacity to prevent unnecessary returns to institutional settings.

Emergence Health Network offers a continuum of services that address the needs of individuals exiting psychiatric institutions. These include outpatient clinics, medication management, and the Assertive Community Treatment program for people with serious and persistent mental illness.

The Opportunity Center's Safe Haven and Women's Resource Center also specifically house residents with histories of institutionalization due to mental health issues, providing ongoing support to ease their transition back into community life.

Specify the activities that the jurisdiction plans to undertake during the next year to address the housing and supportive services needs identified by 91.215(e) concerning persons who are not homeless but have other special needs. Link to one-year goals. 91.315(e)

To address the needs of persons who are not homeless but have other special needs, the City of El Paso will implement a combination of housing and supportive service activities consistent with §91.215(e) and linked to its one-year goals under §91.315(e).

The City will also support the development and preservation of affordable rental housing, including units accessible to persons with disabilities or chronic health needs.

In coordination with local service providers, the City will continue to support programs that offer case management, housing navigation, and supportive services for individuals living with HIV/AIDS, as well as for residents with mental health or substance use disorders. These services are designed to help individuals maintain housing stability and improve health outcomes.

All of these efforts are aligned with the City's annual goals to preserve affordable housing, expand the supply of accessible units, and support vulnerable populations through integrated service delivery. These strategies reflect the City's commitment to ensuring that non-homeless residents with special needs can access and maintain safe, stable housing with the services necessary to thrive.

For entitlement/consortia grantees: Specify the activities that the jurisdiction plans to undertake during the next year to address the housing and supportive services needs identified by 91.215(e) concerning persons who are not homeless but have other special needs. Link to one-year goals. (91.220(2))

To address the housing and supportive service needs of non-homeless persons with special needs, the City of El Paso will implement a range of activities that align with its Consolidated Plan goals. These efforts include supporting programs for persons living with HIV/AIDS, elderly residents, persons with disabilities, and individuals with chronic health conditions or behavioral health needs.

Activities planned include the provision of supportive housing assistance through established programs such as HOPWA, which offers case management, housing navigation, and stabilization services for low-income individuals and families.

In addition, the City will invest in the development of affordable rental housing, including units reserved for persons with special needs, through partnerships with non-profit developers and CHDOs. These housing activities are complemented by supportive services such as financial literacy, health education, and coordination with mental health and recovery providers.

All activities are tied to the City's one-year goals and are designed to increase housing stability, promote independent living, and reduce the risk of institutionalization or homelessness among vulnerable populations. These initiatives reflect the City's broader strategy to create an inclusive, resilient housing system that serves the needs of all residents, including those with special needs.

MA-40 Barriers to Affordable Housing – 91.210(e)

Negative Effects of Public Policies on Affordable Housing and Residential Investment

Public policies in El Paso have inadvertently contributed to challenges in affordable housing and residential investment through various mechanisms:

1. Zoning Regulations and Land Use Policies

El Paso's zoning laws have historically favored single-family homes and low-density developments, limiting opportunities for higher-density, affordable housing projects. Such exclusionary zoning practices restrict the supply of affordable units and perpetuate economic segregation. Recent efforts to amend these regulations aim to address historical injustices, but concerns about potential gentrification and displacement remain among residents.

2. Community Opposition and NIMBYism

Proposals for affordable housing developments often face resistance from local communities, citing concerns over increased traffic, crime, and potential declines in property values. For instance, residents in West El Paso opposed a project on Mesa Hills Drive and Bluff Canyon Circle, leading to public disputes and recall efforts against city representatives supporting the development.

Certain redevelopment projects in older neighborhoods of El Paso, such as the Chamizal area, have faced opposition when affordable housing is part of the plan. Some residents fear that such projects would lead to displacement of existing residents or changes to the historical character of the neighborhood. Despite the need for more affordable housing, concerns over gentrification and the preservation of community identity have made such redevelopment proposals contentious.

3. State-Level Funding Constraints

Texas state policies have limited funding mechanisms for affordable housing. Notably, real estate transfer taxes, a common funding source in other states, were deemed unconstitutional in Texas following Proposition 1 in 2015. This restriction hampers the establishment of sustainable housing trust funds essential for financing affordable housing initiatives.

4. Regulatory Barriers and Administrative Processes

Complex administrative procedures and stringent building codes can delay affordable housing projects and increase development costs. The 2020 Analysis of Impediments to Fair Housing Choice in El Paso highlighted that such regulations might inadvertently impede housing choice for residents based on various demographic factors.

MA-45 Non-Housing Community Development Assets – 91.215(f)

Introduction

Economic Development Market Analysis

Business Activity

	Number of Workers	Number of Jobs	Share of Workers %	Share of Jobs %	Jobs less workers %
Agriculture, Mining, Oil & Gas Extraction	3,533	351	2	0	-2
Arts, Entertainment, Accommodations	33,049	37,267	15	16	0
Construction	13,221	13,686	6	6	0
Education and Health Care Services	39,111	43,605	18	18	0
Finance, Insurance, and Real Estate	11,672	13,291	5	6	0
Information	3,821	4,578	2	2	0
Manufacturing	12,941	14,421	6	6	0
Other Services	5,993	6,386	3	3	0
Professional, Scientific, Management Services	11,554	12,040	5	5	0
Public Administration	0	0	0	0	0
Retail Trade	32,818	40,947	15	17	2
Transportation and Warehousing	11,898	13,356	6	6	0
Wholesale Trade	10,420	12,267	5	5	0
Total	190,031	212,195	--	--	--

Table 1 - Business Activity

Data Source: 2016-2020 ACS (Workers), 2020 Longitudinal Employer-Household Dynamics (Jobs)

Labor Force

Total Population in the Civilian Labor Force	312,714
Civilian Employed Population 16 years and over	293,165
Unemployment Rate	6.25
Unemployment Rate for Ages 16-24	15.75
Unemployment Rate for Ages 25-65	3.79

Table 46 – Labor Force

Data Source: 2016-2020 ACS

Occupations by Sector	Number of People Median Income
Management, business, and financial	62,175
Farming, fisheries, and forestry occupations	13,790
Service	35,540
Sales and office	73,385
Construction, extraction, maintenance, and repair	24,205
Production, transportation, and material moving	16,150

Table 47 – Occupations by Sector

Data Source: 2016-2020 ACS

Travel Time

Travel Time	Number	Percentage
< 30 Minutes	204,099	72%
30-59 Minutes	68,670	24%
60 or More Minutes	11,446	4%
<i>Total</i>	<i>284,215</i>	<i>100%</i>

Table 48 – Travel Time

Data Source: 2016-2020 ACS

Education

Educational Attainment by Employment Status (Population 16 and Older)

Educational Attainment	In the Labor Force		Not in the Labor Force
	Civilian Employed	Unemployed	
Less than a high school graduate	26,535	2,310	18,775
High school graduate (includes equivalency)	50,085	3,540	20,769
Some college or associate's degree	84,630	4,405	25,110
Bachelor's degree or higher	74,100	2,450	14,780

Table 49 – Educational Attainment by Employment Status

Data Source: 2016-2020 ACS

Educational Attainment by Age

	Age				
	18–24 yrs	25–34 yrs	35–44 yrs	45–65 yrs	65+ yrs
Less than 9th grade	550	2,279	3,645	15,335	25,680

	Age				
	18–24 yrs	25–34 yrs	35–44 yrs	45–65 yrs	65+ yrs
9th to 12th grade, no diploma	7,430	6,250	6,505	13,609	8,955
High school graduate, GED, or alternative	22,300	20,810	17,524	36,975	19,835
Some college, no degree	33,415	32,950	19,360	33,179	14,020
Associate's degree	5,755	11,755	8,469	12,100	4,040
Bachelor's degree	6,010	21,385	17,810	24,220	8,930
Graduate or professional degree	340	6,880	10,015	14,185	6,355

Table 50 – Educational Attainment by Age

Data Source: 2016-2020 ACS

Educational Attainment – Median Earnings in the Past 12 Months

Educational Attainment	Median Earnings in the Past 12 Months
Less than a high school graduate	67,116
High school graduate (includes equivalency)	92,133
Some college or associate's degree	149,604
Bachelor's degree	208,645
Graduate or professional degree	288,291

Table 51 – Median Earnings in the Past 12 Months

Data Source: 2016-2020 ACS

Based on the Business Activity table above, what are the major employment sectors within your jurisdiction?

The top employment sectors are Healthcare and Social Assistance, employing 60,852 people, Retail Trade, employing 41,099 people, Accommodation and Food Services, employing 38,848 people, Educational Services, employing 38,419 people, Administrative and Support Services, employing 27,571 people, Construction, employing 22,877 people, and Transportation and Warehousing, employing 22,816

Describe the workforce and infrastructure needs of the business community:

The top current skills gaps in El Paso are in the technology sector, particularly in programming languages like Python and JavaScript, data analysis with SQL, cloud computing, and cybersecurity. The other main skills gap is various skills in the water industry, driven by sustainability initiatives.

Infrastructure gaps: Water and wastewater and storm flooding systems need upgrades, bridges, and highways is a consistent focus for investment, which suggests gaps in current capacity, and power grid expansion to enhance increased service and reliability.

Describe any major changes that may have an economic impact, such as planned local or regional public or private sector investments or initiatives that have affected or may affect job and business growth opportunities during the planning period. Describe any needs for workforce development, business support, or infrastructure that these changes may create.

Not applicable, as there is nothing on the horizon that would crimp or stop an ongoing project in any substantive way.

How do the skills and education of the current workforce correspond to employment opportunities in the jurisdiction?

The current skillset of the average El Pasoan generally matches our current main industries. There is not difficulty in our current makeup of top industries finding skills amongst the local population to meet their needs.

Describe any current workforce training initiatives, including those supported by Workforce Investment Boards, community colleges, and other organizations. Describe how these efforts will support the jurisdiction's Consolidated Plan.

We have over 135,000 students enrolled in our region across 3 universities, about 5 technical and trade schools, and over 168-degree plans. The increased focus on Aerospace and Engineering, computer science, and technical trades is what we need to meet current skills gaps and to grow industries that are our future targets, such as Aerospace and Defense, Advanced Manufacturing, Life Sciences, and Advanced Logistics.

Does your jurisdiction participate in a Comprehensive Economic Development Strategy (CEDS)?

Yes, there has been a CEDS in place, and an update to the current CEDS is currently ongoing.

If so, what economic development initiatives are you undertaking that may be coordinated with the Consolidated Plan? If not, describe other local/regional plans or initiatives that impact economic growth.

The main development initiatives are those to help support the industries described above in number 5. We are working on the Advanced Manufacturing District to support the future Aerospace and Defense industry as well as Advanced Manufacturing, and our principal attraction efforts are geared towards these above industries.

MA-50 Needs and Market Analysis Discussion

Are there areas where households with multiple housing problems are concentrated? (Include a definition of "concentration.")

El Paso has well-documented areas where housing problems are concentrated, particularly in neighborhoods like Segundo Barrio, Chamizal, Duranguito, and parts of the Lower Valley and Northeast El Paso. A *concentration* refers to places where households experience two or more housing challenges, such as overcrowding, severe cost burden, substandard housing, or lack of plumbing or kitchen facilities, at rates significantly higher than elsewhere in the city.

The 2025 Community Needs Assessment and Project BRAVO report both show that nearly half of the residents surveyed reported unmet housing needs, especially related to affordability and home repairs. CHAS and ACS data confirm that these issues are not evenly distributed. In South-Central neighborhoods, the majority of renters are extremely low income, with over 60 percent paying more than 50 percent of their income on rent.

The El Paso Regional Housing Plan reinforces this pattern, noting that these neighborhoods also contain some of the oldest housing in the city. In Chamizal, over 60 percent of homes were built before 1980, and many are in disrepair. These conditions co-exist with high rates of poverty, overcrowding, and environmental hazards.

Are there any areas in the jurisdiction where racial or ethnic minorities or low-income families are concentrated? (include a definition of "concentration")

El Paso's population is majority Hispanic, but certain neighborhoods have especially high concentrations of Hispanic and low-income residents. Segundo Barrio, Chamizal, and Duranguito have some of the highest concentrations of Hispanic households in the entire city, with some census tracts reporting over 95 percent Hispanic populations and poverty rates above 30 percent.

In the Lower Valley, including Ysleta and Socorro, these patterns continue. Residents here are predominantly Hispanic, multigenerational households are common, and housing stock is older and less likely to be up to code.

The Regional Housing Plan explicitly identifies Chamizal as a neighborhood with "layered" socioeconomic challenges, concentrated poverty, poor housing conditions, and limited investment. These areas not only reflect racial and ethnic concentration but also illustrate systemic disinvestment that compounds disadvantage.

What are the characteristics of the market in these areas/neighborhoods?

These neighborhoods show consistent patterns: aging homes, rising housing costs, high rent burdens, limited new supply, and underinvestment. According to HUD's 2022 Comprehensive Housing Market Analysis, El Paso's apartment vacancy rate was just 3.3 percent, with rents increasing by more than 12 percent in one year, making the city unaffordable for many lower-income residents.

Homeownership in these neighborhoods is low. In Chamizal and Duranguito, 80 percent or more of residents are renters, with many households paying more than 30 or even 50 percent of their income on housing. New construction is rare, and most affordable units are developed through public subsidies like LIHTC or project-based vouchers.

Are there any community assets in these areas/neighborhoods?

Despite economic and housing challenges, these neighborhoods are rich in community institutions, social networks, and trusted service providers.

In South-Central El Paso, providers like Centro San Vicente deliver affordable primary and behavioral healthcare. Emergence Health Network offers crisis intervention, counseling, outpatient psychiatry, and Assertive Community Treatment teams that serve many residents with severe mental illness.

The Opportunity Center for the Homeless, located near Downtown and Chamizal, operates multiple facilities for single adults, women, and persons with mental illness. Their transitional and supportive housing programs are paired with case management, mental health care, and access to permanent housing supports.

Additionally, the El Paso Regional Housing Plan recognizes proximity to transit corridors, schools, and employment centers as built-in assets. Chamizal, for example, sits near the planned Alameda Bus Rapid Transit corridor and the Medical Center of the Americas, offering long-term potential for equitable redevelopment.

Are there other strategic opportunities in any of these areas?

Several strategic opportunities are identified in the Regional Housing Plan, especially in Chamizal, Duranguito, and adjacent areas.

- ❖ Chamizal is targeted for a small area plan focused on legacy home repair, code enforcement, and housing rehabilitation, supported by its location near Downtown and public transit. This is a key recommendation in the El Paso Regional Housing Plan.
- ❖ Duranguito is flagged in the 2024–2025 Annual Action Plan as an urgent site of housing loss. Public commenters and advocates called for it to serve as a model for affordable housing revitalization using city-owned or vacant parcels.
- ❖ The plan also recommends launching a Housing Trust Fund, funded by the City and County, to support rental subsidies, new construction, and repairs. If funded at the per-capita rate of peer cities like Louisville and Minneapolis, the fund could generate \$7 to \$8 million annually for affordable housing initiatives.
- ❖ A public land sale policy is proposed, allowing the City to offer discounted land to developers in exchange for public benefits like affordable units. Specific opportunities exist on South Campbell Street and in Chamizal, where underused parcels could be redeveloped into over 100 new affordable units.
- ❖ Finally, the plan identifies infill development potential and transit connectivity as long-term assets that could be leveraged for mixed-use, mixed-income housing that aligns with community priorities

MA-60 Broadband Needs of Housing occupied by Low- and Moderate-Income Households - 91.210(a)(4), 91.310(a)(2)

Describe the need for broadband wiring and connections for households, including low- and moderate-income households and neighborhoods.

According to a local report done by the Hunt Institute, only 56.7 percent of households in El Paso County meet the federal definition of broadband access, despite 82.7 percent reporting some form of internet connection. This disparity is especially severe in low- and moderate-income neighborhoods such as the Eastside and Lower Valley, which together account for nearly 60 percent of households without service. These areas also reported the lowest satisfaction and slowest speeds. HUD now requires grantees to assess broadband access as part of the Consolidated Plan (per MA-60), recognizing that internet connectivity is a key component of housing quality and access to opportunity. Without proper broadband wiring and infrastructure, many families, particularly those with limited income, struggle to access education, employment opportunities, and digital services. Targeted investment in broadband expansion is essential to closing this digital divide and supporting equitable community development (Hunt Institute Broadband Report, 2022).

Describe the need for increased competition by having more than one broadband Internet service provider serve the jurisdiction.

According to the Hunt Institute Broadband Report, nearly 90 percent of El Paso's residential broadband market is controlled by just two providers: Spectrum and AT&T. This lack of competition has resulted in limited service options and inconsistent quality. Only 20.2 percent of households rate their connection as excellent, and speeds are especially lacking in underserved areas. Increased provider competition would promote better pricing, improved service reliability, and more equitable access. It would also help address market gaps where current providers have shown little incentive to invest, particularly in low-income and rural parts of the county. Competition is vital to ensuring that broadband access is both high quality and widely available (Hunt Institute Broadband Report, 2022).

MA-65 Hazard Mitigation – 91.210(a)(5), 91.310(a)(3)

Describe the jurisdiction's increased natural hazard risks associated with climate change.

The El Paso region faces increasing natural hazard risks associated with climate change, particularly for low- and moderate-income households, which are disproportionately affected by extreme heat, drought, and flooding. Climate projections indicate that the jurisdiction will experience significant increases in temperature extremes, more frequent droughts, and intensified precipitation events, all of which compound housing and public health vulnerabilities.

Extreme Heat

Extreme heat is one of the most pressing climate risks for the region. Historically, El Paso and Hudspeth counties experienced an average of 17 days per year with temperatures exceeding 100°F. By mid-century, this number is projected to rise to 55 days annually—a more than 220 percent increase under a high-emissions scenario. The region has already seen a preview of this trend, with 44 consecutive triple-digit days recorded in summer 2023, leading to spikes in heat-related hospitalizations, migrant deaths, and electricity demand. Heat impacts are most severe for elderly and low-income residents, many of whom cannot afford adequate cooling or medical care. Homes that rely on evaporative cooling, common among low-income households, will become less effective as humidity increases, placing additional strain on household budgets due to rising utility costs.

Drought

Droughts in the region are expected to become more frequent and severe, threatening the water supply for a growing population. The region's dependence on the Rio Grande River and underlying aquifers is increasingly stressed by prolonged droughts and upstream water use conflicts involving Colorado and New Mexico. Between 2012 and 2023, multiple drought periods forced local water utilities to increase reliance on groundwater, a trend that is unsustainable long term. EP Water projects a 60 percent increase in its service population by the 2070s, while water availability is expected to decrease due to declining snowpack and increased evaporation. One key indicator, the average number of consecutive dry days, is projected to increase from 50 to 57 by mid-century.

Flooding

While drought dominates the long-term outlook, flooding also presents an increased risk. The frequency of heavy rainfall events is expected to rise, with the number of days with over 1 inch of precipitation projected to increase by 22 percent by mid-century. Though the absolute increase may seem modest, it reflects a growing trend toward more intense and erratic rainfall events that can overwhelm local drainage systems and cause localized flooding, particularly in low-lying or poorly developed areas. Only a small portion (8.3 percent) of socially vulnerable communities are highly exposed to flooding, but these areas remain at risk of compounding hazards, especially where infrastructure is inadequate.

Conclusion

In sum, the El Paso region's climate risks are increasing across multiple hazard types. Almost all socially vulnerable communities representing low-income and historically underserved populations are highly exposed to extreme heat and drought, with some also at risk of flooding. These climate threats are expected to intensify over time, underscoring the need for coordinated adaptation strategies that reduce risk, increase housing resilience, and protect the health and well-being of the most vulnerable populations.

Describe the vulnerability to these risks of housing occupied by low- and moderate-income households based on an analysis of data, findings, and methods.

Housing occupied by low- and moderate-income households in El Paso is highly vulnerable to climate-related risks, as evidenced by the regional climate vulnerability assessment. This population is disproportionately exposed to the effects of extreme heat and drought, with 96 percent of socially vulnerable communities facing high vulnerability to extreme heat and 100 percent to drought. These conditions directly impact habitability, energy burden, and public health.

Increased temperatures will exacerbate indoor living conditions, necessitating greater use of cooling systems, particularly in homes that rely on evaporative coolers, which will become less effective as humidity rises. This results in higher utility costs, placing additional financial stress on low-income households that already face limited income and outdated infrastructure. Many homes in these communities are older and lack energy-efficient upgrades, increasing exposure and sensitivity to heat.

Drought conditions also pose a significant threat to water access, especially for households that depend on private wells or lack access to reliable municipal systems. These conditions contribute to health risks such as heat-related illnesses, respiratory issues from increased airborne dust, and reduced access to water and food.

Although flood risk is less prevalent, with only 8.3 percent of socially vulnerable communities considered highly vulnerable, certain areas, such as Hudspeth County and neighborhoods between Interstate 10 and the Mexico border, face multiple overlapping hazards. These areas experience heightened vulnerability due to the cumulative impact of extreme heat, drought, and, in some cases, wildfire.

The assessment's reliance on point-based representation may understate exposure variation within large census tracts, yet the overall findings are consistent. Low- and moderate-income housing in the El Paso region remains acutely at risk due to systemic exposure to climate hazards, particularly extreme heat and drought. These findings underscore the need for targeted adaptation and resilience strategies that center on the specific needs of vulnerable households.

DRAFT

Strategic Plan

SP-05 Overview

Strategic Plan Overview

SP-10 Geographic Priorities – 91.215(a)(l) Geographic Area ([view/add](#))


Sort*	Area Name	Area Type 	Include	Action
	Citywide	Other		View

Table 52 – Geographic Priority Areas

General Allocation Priorities

Describe the basis for allocating investments geographically within the jurisdiction (or within the EMSA for HOPWA)

All HUD-funded programs and services under this Consolidated Plan are available citywide. The City of El Paso no longer follows the previous geographic targeting model that prioritized select representative districts. Instead, the City has shifted toward a jurisdiction-wide approach to ensure equitable access to resources for all residents, particularly those who are low- and moderate-income, regardless of their location within the city.

This citywide allocation model applies to all activities, including capital improvements, public services, and housing programs, and is intended to increase flexibility and responsiveness to community needs wherever they arise.

For the HOPWA program, services remain available throughout the HUD-defined Eligible Metropolitan Statistical Area (EMSA), but funding is primarily focused on eligible residents within the City of El Paso. Case management and supportive services may extend countywide when necessary and appropriate, according to program guidelines.

As the designated Responsible Entity, the City ensures that all federal funds are used within its jurisdictional boundaries and by HUD regulations. The transition to a citywide investment approach reflects a commitment to equity and broad accessibility for vulnerable populations across all neighborhoods.

SP-25 Priority Needs – 91.215(a)(2)

Priority Needs

1	Priority Need Name	DH 3.1 Tenant-Based Rental Assistance (TBRA)/ Homeless Prevention
	Priority Level	High
	Population	Extremely Low, Low, Moderate Individuals
		Families with Children, Veterans, Unaccompanied Youth
	Geographic Areas Affected	Citywide
	Associated Goals	DH 3.1 Tenant-Based Rental Assistance/ Homeless Prevention
	Description	Rental assistance for individuals and families at risk of becoming homeless.
	Basis for Relative Priority	Tenant-Based Rental Assistance and Homelessness Prevention are high priorities due to rising housing cost burdens and a shortage of affordable units in El Paso. Community surveys and performance data confirm strong demand, especially among extremely low-income households. These programs effectively stabilize families and prevent displacement.
2	Priority Need Name	DH 3.2 Rapid Rehousing
	Priority Level	High
	Population	Extremely Low Individuals
		Families with Children veterans
		Persons with HIV/AIDS, Victims of Domestic Violence, Unaccompanied Youth
	Geographic Areas Affected	Citywide
	Associated Goals	DH 3.2 Rapid Rehousing
	Description	For El Pasoans experiencing homelessness, rapid rehousing in conjunction with case management will ensure that the experience of homelessness is brief and non-recurring.
	Basis for Relative Priority	Rapid Rehousing is a high priority because it quickly transitions individuals and families from homelessness to stable housing. It has proven effective in El Paso, with recent programs exceeding targets and helping households regain stability faster.
3	Priority Need Name	DH 2.1 Housing Rehabilitation Assistance
	Priority Level	High
	Population	Extremely Low, Low Moderate
	Geographic Areas Affected	Citywide
		Priority Housing Areas
	Associated Goals	DH 2.1 Housing Rehabilitation Assistance
	Description	Address the need for affordable decent housing through housing rehabilitation assistance for low/moderate-income owner-occupied households.

	Basis for Relative Priority	El Paso's affordable single-family housing stock is aging, particularly in the central area of town where City Council has identified several priority housing areas. Rehabilitation of these homes will provide a sustainable level of affordable housing choice in El Paso's core neighborhoods.
4	Priority Need Name	DH 2.2 Rental Housing by Developers
	Priority Level	High
	Population	Extremely Low, Low Moderate
		Large Families
		Families with Children Elderly
	Geographic Areas Affected	Citywide
		Priority Housing Areas
	Associated Goals	DH 2.2 Rental Housing Rehab by Developers
	Description	Address the need for affordable rental housing by offering loans and loan/forgivable loans.
		combinations for the acquisition with the construction, rehabilitation, or reconstruction of
		affordable rental
		Housing units by non-profit and for-profit agencies.
	Basis for Relative Priority	The El Paso Regional Housing Plan identifies a growing gap in affordable rental units for individuals at 60% AMI and below. Additional affordable units are required to prevent a future housing affordability crisis in El Paso.
5	Priority Need Name	DH 2.3 Rental Housing by CHDOs
	Priority Level	High
	Population	Extremely Low, Low Moderate
	Geographic Areas Affected	Citywide
		Priority Housing Areas
	Associated Goals	DH 2.3 New Housing Construction by CHDOs
	Description	Address the need for affordable decent rental housing units through the construction, rehabilitation, or reconstruction of multi-family housing units by Community Housing Development Organizations (CHDOs).
	Basis for Relative Priority	The 2018 Regional Housing Assessment illustrated a need for increased affordable rental units, particularly for households at 60% AMI or below.
6	Priority Need Name	DH 3.3 First Time Homebuyer Assistance
	Priority Level	Low
	Population	Low Moderate
		Large Families, Families with Children
		Public Housing Residents, Persons with Mental Disabilities, Persons with Physical Disabilities

		Persons with Developmental Disabilities, Persons with Alcohol or Other Addictions, Persons with HIV/AIDS and their Families, Victims of Domestic Violence
	Geographic Areas Affected	Citywide
	Associated Goals	DH 3.3 First Time Homebuyer Assistance
	Description	Leverage HOME funds to assist families with down payment assistance.
	Basis for Relative Priority	Expanding the city's stock of affordable rental housing includes transitioning moderate-income households into homeownership opportunities, once they are financially prepared to do so. Still, there is a challenge in El Paso for many low and moderate-income households in terms of household debt structure and their ability to qualify for a mortgage. Financial empowerment programs and services are a high priority in this Con Plan for that reason. While FTHB programs are a priority, until more El Pasoans are financially prepared to utilize a First Time Homebuyer Program, this will remain a lower priority than other housing programs.
7	Priority Need Name	DH 1.3 HOPWA Support Services
	Priority Level	Low
	Population	Persons with HIV/AIDS and their Families
	Geographic Areas Affected	Citywide
	Associated Goals	DH 1.3 HOPWA Support Services
	Description	To provide support services for persons living with HIV/AIDS in conjunction with tenant-based rental assistance (TBRA).
	Basis for Relative Priority	Wraparound service, including case management, is critical to the success of rental assistance programs, particularly for individuals living with HIV/AIDS, as accessing services can be a challenge for this population.
8	Priority Need Name	SL 1.1 Homeless, Emergency Shelter, and Housing
	Priority Level	High
	Population	Extremely Low Low
		Chronic Homelessness Individuals
		Families with Children Mentally Ill
		Chronic Substance Abuse Victims of Domestic Violence
	Geographic Areas Affected	Citywide
	Associated Goals	SL 1.1 Homeless, Emergency Shelter, and Housing
	Description	Service Category to provide safety services, including emergency shelter, transitional housing, special needs housing, and supportive services for basic needs such as food, transportation, health care, and other needs that lead to self-sustainability.
	Basis for Relative Priority	The City of El Paso is directing significant resources to mitigate homelessness.

	Basis for Relative Priority	This ongoing effort is currently successful and will continue through the period covered under this Consolidated Plan.
9	Priority Need Name	DH 2 HOPWA Permanent Housing Placement
	Priority Level	Low
	Population	Persons with HIV/AIDS and their Families
	Geographic Areas Affected	Citywide
	Associated Goals	DH 2 HOPWA Permanent Housing Placement
	Description	To provide security deposits for persons living with HIV/AIDS in conjunction with tenant-based rental assistance (TBRA).
	Basis for Relative Priority	Assist low-income persons with HIV/AIDS to access decent and affordable housing through permanent housing placement assistance, including security deposits, which is not allowed on TBRA or Supportive Services.
10	Priority Need Name	SL 1.2 Street Outreach
	Priority Level	High
	Population	Chronic Homelessness, Children and Families, Victims of Domestic Violence, Mentally Ill Chronic Substance Abuse
	Geographic Areas Affected	Citywide
	Associated Goals	SL 1.2 Street Outreach
	Description	Providing essential services necessary to reach out to unsheltered homeless people, connect them with emergency shelter, housing, or critical services, and provide urgent, non-facility-based care to unsheltered homeless people who are unwilling or unable to access emergency shelter, housing, or an appropriate health facility.
	Basis for Relative Priority	Street Outreach is a high priority because it connects unsheltered individuals to critical services and housing resources. It is essential for engaging hard-to-reach populations and reducing barriers to care and shelter.
11	Priority Need Name	SL 1.3 Mental and Medical Health Services
	Priority Level	High
	Population	Extremely Low, Low Large Families Families with Children Elderly
		Individuals Mentally Ill Persons with Physical Disabilities, Persons with Developmental Disabilities, Persons with Alcohol or Other Addictions
	Geographic Areas Affected	Citywide
	Associated Goals	SL 1.3 Mental and Medical Health Services

	Description	Expands access to counseling, crisis care, and psychiatric support for low-income residents. It focuses on early intervention and coordinated care, especially for youth, veterans, and people experiencing homelessness.
	Basis for Relative Priority	Mental health services are a high priority due to the high prevalence of unmet mental health needs, especially among homeless individuals and low-income residents. Community surveys and provider feedback consistently identified mental health care access as a major gap affecting housing stability and overall well-being.
12	Priority Need Name	SL 1.5 Children and Youth Services
	Priority Level	High
	Population	Extremely Low Low Moderate
		Families with Children
	Geographic Areas Affected	Citywide
	Associated Goals	SL 1.5 Children and Youth Services
	Description	Public Services activities funded under the Children and Youth Collaborative to provide improved access to a suitable living environment by providing a comprehensive range of
		services for children and youth such as subsidize childcare, after school programs, specialized services for foster children, court advocacy, and physical and mental health programs.
13	Basis for Relative Priority	Children and Youth Services are a high priority due to high rates of poverty, housing instability, and limited access to safe after-school programs. Community feedback emphasized the need for supportive services that promote stability, education, and development for low-income families' potential future shocks of similar scale, require that high priority be placed on children and youth services.
	Priority Need Name	SL 2.1 Public Facilities - Homeless Shelters
	Priority Level	High
	Population	Extremely Low, Low, Moderate, Large Families
		Families with Children Individuals
		Families with Children veterans
		Victims of Domestic Violence
	Geographic Areas Affected	Citywide
	Associated Goals	SL 2.1 Public Facilities - Homeless Shelters
	Description	Public facilities improvement projects are to provide improved availability/accessibility to a suitable living environment.

	Basis for Relative Priority	The current facilities for sheltering persons experiencing homelessness are inadequate to absorb spikes in El Paso's homeless population. This poses a public health threat and requires high prioritization. In addition, the 2025 Community Needs Assessment highlighted the need for facilities that address homelessness.
14	Priority Need Name	SL 2.2 Public Facilities -Mobility Infrastructure
	Priority Level	High
	Population	Extremely Low, Low, Moderate, Large Families
		Families with Children Elderly
		Public Housing Residents
		Non-housing Community Development
	Geographic Areas Affected	Citywide
	Associated Goals	SL 2.2 Public Facilities- Mobility Infrastructure
	Description	Street and sidewalk improvements, including ADA curb cuts, APS, and streetscape shading projects to provide improved availability/accessibility to a suitable living environment.
	Basis for Relative Priority	Walkability and accessibility improvements were identified as a top priority among City of El Paso residents in the 2025 Community Needs Assessment.
15	Priority Need Name	SL 2.3 Public Facilities - Neighborhood
	Priority Level	High
	Population	Extremely Low, Low, Moderate, Large Families
		Families with Children Individuals
		Families with Children Victims of Domestic Violence Unaccompanied Youth
	Geographic Areas Affected	Citywide
	Associated Goals	SL 2.3 Public Facilities - Neighborhood
	Description	Public facilities improvement projects are to provide improved availability/accessibility to a suitable living environment.
	Basis for Relative Priority	The Strategic Plan for the City of El Paso emphasizes access to exceptional recreational, cultural, and educational opportunities, both at a neighborhood and citywide scale. Projects under this category will ensure that low and moderate-income families have equal access to those opportunities.
16	Priority Need Name	SL 2.4 Public Facilities - Healthcare
	Priority Level	Low
	Population	Extremely Low, Low, Moderate, Large Families
		Families with Children Elderly
		Public Housing Residents
	Geographic Areas Affected	Citywide

	Associated Goals	SL 2.4 Public Facilities - Healthcare
	Description	Health facilities' public facility improvement projects aim to provide improved availability/accessibility to a suitable living environment.
	Basis for Relative Priority	Medical health facilities for low and moderate-income populations are a high priority, as El Paso has a disproportionately large population of uninsured and underinsured households when compared with the rest of the Country. That disparity is evermore present in lower-income households, and a lack of healthcare can lead to decreased employment opportunities that can exacerbate negative health outcomes.
17	Priority Need Name	SL 2.5 Public Facilities - Mental Health
	Priority Level	High
	Population	Extremely Low, Low Moderate
		Persons with Mental Disabilities
	Geographic Areas Affected	Citywide
	Associated Goals	SL 2.5 Public Facilities - Mental Health
	Description	Mental health facilities' public facility improvement projects aim to provide improved availability/accessibility to a suitable living environment.
	Basis for Relative Priority	Infrastructure based on equity and health was identified in the CNA Survey. In alignment with the most identified service need, which was mental health services, mental health centers were selected as one of the top three public facility needs.
18	Priority Need Name	SL 2.6 Public Facilities - Parks and Open Space
	Priority Level	Low
	Population	Extremely Low, Low Moderate
	Geographic Areas Affected	Citywide
	Associated Goals	SL 2.6 Public Facilities - Parks and Open Space
	Description	Parks and recreational facilities improvement projects to provide improved availability/accessibility to a suitable living environment
	Basis for Relative Priority	The loss of revenues resulting from the economic crisis has significantly decreased the City's ability to operate and maintain existing facilities.
19	Priority Need Name	SL 2.7 Public Facilities for Abused/Neglected Children
	Priority Level	Low
	Population	Extremely Low, Low, Moderate, Large Families
		Families with Children Elderly
		Public Housing Residents Victims of Domestic Violence
		Non-housing Community Development
	Geographic Areas Affected	Citywide

	Associated Goals	SL 2.7 Public Facilities for Abused/Neglected Children
	Description	Abused/neglected children, domestic violence adults, and public facility improvement projects to provide improved availability/accessibility to a suitable living environment.
	Basis for Relative Priority	A priority is placed on new amenities and expanded access to existing amenities to improve the quality of life for children who have been abused or neglected.
20	Priority Need Name	SL 2.8 Public Facilities - Senior Centers
	Priority Level	Low
	Population	Extremely Low, Low Moderate
		Middle
		Elderly
		Frail Elderly
	Geographic Areas Affected	Citywide
	Associated Goals	SL 2.8 Public Facilities - Senior Centers
	Description	Senior center public facility improvement projects to provide improved availability/accessibility to a suitable living environment.
	Basis for Relative Priority	A priority is placed on new amenities and expanded access to existing amenities to improve quality of life for seniors. Deferred maintenance and upkeep of aging centers, while important, is not a priority for funding under Entitlement Grants.
21	Priority Need Name	CDBG Program Administration
	Priority Level	Low
	Population	Other
	Geographic Areas Affected	Citywide
	Associated Goals	CDBG Program Administration
	Description	Planning and management activities for entitlement grants.
	Basis for Relative Priority	
22	Priority Need Name	Continuum of Care Planning and Administration
	Priority Level	Low
	Population	Other
	Geographic Areas Affected	Citywide
	Associated Goals	
	Description	Planning and management activities for entitlement grants.
	Basis for Relative Priority	
23	Priority Need Name	ESG Program Administration
	Priority Level	Low
	Population	Other

	Geographic Areas Affected	
	Associated Goals	ESG Program Administration
	Description	Planning and management activities for entitlement grants.
	Basis for Relative Priority	
24	Priority Need Name	HOPWA Program Administration
	Priority Level	Low
	Population	Other
	Geographic Areas Affected	Citywide
	Associated Goals	
	Description	Planning and management activities for entitlement grants.
	Basis for Relative Priority	
25	Priority Need Name	HOPWA Sponsor Administration
	Priority Level	Low
	Population	Other
	Geographic Areas Affected	
	Associated Goals	HOPWA Sponsor Administration
	Description	Planning and management activities for entitlement grants.
	Basis for Relative Priority	
26	Priority Need Name	Housing Program Administration
	Priority Level	Low
	Population	Other
	Geographic Areas Affected	Citywide
	Associated Goals	Housing Program Administration
	Description	Planning and management activities for entitlement grants.
	Basis for Relative Priority	

Table 53 – Priority Needs Summary

SP-30 Influence of Market Conditions – 91.215 (b)

Influence of Market Conditions

Affordable Housing Type	Market Characteristics that will influence The use of funds available for the housing type
Tenant-Based Rental Assistance (TBRA)	Rents are rising, or vacancies are low. In El Paso, the rental market is currently slightly tight with a 5.2% vacancy rate, and strong demand has pushed apartment vacancy even lower to 3.3%. Rents have grown significantly in recent years. These conditions support prioritizing TBRA.
TBRA for Non-Homeless Special Needs	Shortages of accessible units or long voucher waitlists. The 2024 Profile of People with Disabilities in Texas notes that people with disabilities have lower employment rates and incomes, suggesting ongoing affordability barriers, especially for non-homeless but vulnerable groups.
New Unit Production	Demand for new sales housing is high, with an estimated need for 8,575 homes between 2022 and 2025, while only 810 were under construction at the time of reporting. Similarly, for rentals, demand is projected at 2,300 new units through 2025, with only 740 under construction. This unmet demand justifies investments in new housing units.
Rehabilitation	Per ACS and CHAS data (MA-20 and Table 37), a substantial number of El Paso units are older and in need of repair. Additionally, the City's emphasis on improving housing quality through rehabilitation aligns with this strategy.
Acquisition, including preservation	Given El Paso's tight housing markets and projected increase in housing needs, acquiring and preserving existing affordable units remains a cost-effective strategy.

Table 54 – Influence of Market Conditions

SP-35 Anticipated Resources – 91.215(a)(4), 91.220(c)(1,2)

Introduction

IMPORTANT: The funding amounts referenced in this draft are projections and remain strictly tentative. Final allocations from HUD have not yet been confirmed. The City of El Paso is applying to receive the following five entitlement grants, administered by the U.S. Department of Housing and Urban Development (HUD): Community Development Block Grant (CDBG), Emergency Solutions Grant (ESG), HOME Investment Partnerships Program (HOME), Housing Opportunities for Persons With AIDS (HOPWA), and the HOME-American Rescue Plan (HOME-ARP). These grants, along with leveraged funds from local, private, state, and federal sources, support a wide range of community programs, including public services, housing and homelessness assistance, and public facility improvements.

Leveraged funding sources also include state-supported programs such as the Homeless Housing and Services Program (HHSP) and one-time allocations from the American Rescue Plan Act (ARPA). These resources have been vital in addressing immediate and high-priority needs across the city. However, as several of these funding sources are set to expire by 2026, the City is working on long-term sustainability strategies to continue essential services and protect vulnerable residents.

All funding estimates presented in this draft should be considered provisional until official notifications are received each year.

Anticipated Resources

These are estimates and serve as the draft plan and estimated by taking the proposed allocation from HUD and multiplying by 5 years.

Program	Source of Funds	Uses of Funds	(tentative) Expected Amount Available Year 1				(tentative) Expected Amount Available Remainder of ConPlan \$	Narrative Description
			Annual Allocation: \$	Program Income: \$	Prior Year Resources: \$	Total: \$		
CDBG		Acquisition Admin and Planning Economic Development Housing Public Improvements Public Services	\$6,441,184.00	\$260,000	0	\$6,701,184.00	\$25,764,736	CDBG funds support housing, public facilities, and services, often leveraged with other public and private sources to maximize impact. Priority is given to proposals that combine CDBG with other funding. City departments also use CDBG alongside federal, local, private, and Revolving Loan Funds. Due to the current political climate, funding reductions are projected.
ESG	Public Federal	Conversion and rehab for transitional housing Financial Assistance Overnight shelter Rapid re-housing (rental assistance) Rental Assistance Services Transitional housing	\$555,074.00	0	0	\$555,074.00	\$2,220,296	Funds are awarded through a competitive request-for-proposal process, and selected organizations are required to provide a one-to-one match. Due to the current political climate, funding reductions are projected.
HOME	public – federal	Acquisition Homebuyer assistance Homeowner rehab Multifamily rental new construction Multifamily rental rehab New construction for ownership TBRA	\$2,713,016.63	\$1,500,000	0	\$4,213,016.63	\$10,852,066.52	Supports affordable housing through public-private partnerships and is often paired with other funding sources. Funds are awarded through a competitive process to support multifamily development throughout the Plan period. Due to the current political climate, funding reductions are projected.
HOPWA	public - federal	Permanent housing in facilities Permanent housing placement Short-term or transitional housing facilities STRMU Supportive services TBRA	\$1,185,768			\$1,185,768	\$4,743,072	Funds are awarded through a competitive request-for-proposal process to support housing and services for individuals living with HIV/AIDS. While funding has increased in past years, reductions are anticipated due to the current political climate.
Other	public - federal	Public Services	\$555,074.00	0	0	\$555,074.00	\$2,220,296.00	This amount reflects the required project match and other leveraged funds that are bestowed through a variety of sources: other federal, state, local, private and in-kind.

Table 55 – Anticipated Resources

Explain how federal funds will leverage those additional resources (private, state, and local funds), including a description of how matching requirements will be satisfied:

Additional resources that support activities under this Plan come from a variety of sources, including local funds, private investment, state programs, and other federal grants.

- **ESG subrecipients** are required to match grant funds with an equal amount of cash and/or non-cash contributions. These may include donated supplies, the fair market value of buildings, staff salaries, and volunteer time.
- **HOME funds** continue to attract significant private investment for the construction and rehabilitation of affordable housing. Although federal regulations typically require a local match, El Paso qualifies for a match reduction and currently has no active HOME match requirement.

If appropriate, describe publicly owned land or property located within the jurisdiction that may be used to address the needs identified in the plan.

For every year of the Consolidated Plan, the City plans to accept applications from City departments, non-profit agencies, and non-municipal government entities for public facilities improvements that benefit low-to-moderate income residents and/or individuals. Improvements to publicly owned land will occur when public facilities funding is awarded to either a City department or another government entity. These types of facility improvements will be described in more detail through the corresponding Annual Action Plan(s) that are associated with the Consolidated Plan. City prioritizes improvements to publicly owned land that enhance accessibility for individuals with disabilities. Projects may include ADA-compliant playground upgrades, accessible trail segments, curb ramps, restroom retrofits, and improvements to public facilities to ensure full and equitable access.

These improvements not only meet regulatory requirements but also support broader community inclusion and safety goals.

SP-40 Institutional Delivery Structure – 91.215(k)

Explain the institutional structure through which the jurisdiction will carry out its consolidated plan, including private industry, non-profit organizations, and public institutions.

Responsible Entity	Responsible Entity Type	Role	Geographic Area Served
CITY OF EL PASO - COMMUNITY & HUMAN DEVELOPMENT	Government	Economic Development, Homelessness, Non-homeless special needs, Ownership Planning	CITY OF EL PASO - COMMUNITY & HUMAN DEVELOPMENT

Table 56 – Institutional Delivery Structure

Assessment of Strengths and Gaps in the Institutional Delivery System

Activities in the consolidated plan will be primarily carried out by the City of El Paso. Local non-profit organizations and service providers will be identified through an annual RFP process to conduct activities that meet goals identified in the plan, however organizations have not yet been identified and activities will be closely monitored by the City of El Paso.

Availability of services targeted to homeless persons and persons with HIV, and mainstream services

Homelessness Prevention Services	Available in the Community	Targeted at the Homeless	Targeted to People with HIV
Homelessness Prevention Services			
Counseling/Advocacy	X	X	X
Legal Assistance	X	X	
Mortgage Assistance	X		
Rental Assistance	X	X	X
Utilities Assistance	X	X	X
Street Outreach Services			
Law Enforcement			
Mobile Clinics			
Other Street Outreach Services	X	X	X
Supportive Services			
Alcohol & Drug Abuse	X	X	X
Child Care	X	X	X
Education	X	X	X
Employment and Employment Training	X	X	X
Healthcare	X	X	X
HIV/AIDS	X	X	X
Life Skills	X	X	X
Mental Health Counseling	X	X	X
Transportation	X	X	X

Table 57 – Homeless Prevention Services Summary

Describe how the service delivery system, including, but not limited to, the services listed above, meets the needs of homeless persons (particularly chronically homeless individuals and families, families with children, veterans and their families, and unaccompanied youth)

The City of El Paso works in collaboration with El Paso Helps, service providers, and other local partners to implement a coordinated response to homelessness. The service delivery system includes street outreach, emergency shelter, transitional and permanent housing

programs, supportive services, and homelessness prevention and diversion activities. These services are designed to support individuals and families at all stages of housing instability, with attention to subpopulations identified as having the highest need.

Chronically homeless individuals, families with children, veterans, unaccompanied youth, and survivors of domestic violence are prioritized through a centralized Coordinated Entry system, informed by real-time outreach data. Services include access to shelter, food, transportation, medical care, case management, behavioral health, and employment supports. Veterans are quickly linked to VA or non-VA housing and benefits depending on eligibility. Prevention programs offer rental and utility assistance with case management to support long-term stability.

Street outreach teams connect directly with unsheltered individuals and families in encampments, transit corridors, and parks, assisting with documentation, assessments, and service navigation. Once engaged, clients are matched to the most appropriate program based on vulnerability and housing readiness, supporting both rapid and sustained transitions into permanent housing.

Describe the strengths and gaps of the service delivery system for the special needs population and persons experiencing homelessness, including, but not limited to, the services listed above.

El Paso's system benefits from strong interagency partnerships, localized data, and an expanding network of coordinated outreach and housing navigation programs. El Paso Helps has strengthened the continuum's ability to connect people with services through digital tools and community access points. The presence of veteran-focused programs, legal clinics, childcare support, and flexible rental assistance adds to the system's strength.

However, key service gaps remain:

- ❖ There is an insufficient number of shelter beds and transitional housing for unaccompanied youth.
- ❖ A shortage of behavioral health and substance use services exists, especially for those with co-occurring disorders or without insurance.
- ❖ Services are limited during evenings and weekends, creating barriers to timely crisis response.
- ❖ Mobile medical care does not adequately reach individuals in shelters or those living unsheltered, although the Mobile Integrated Unit with the El Paso Fire Department is making great strides on this.
- ❖ The system lacks widespread access to dental, vision, and disability-focused services.
- ❖ Eligibility restrictions for some funding streams reduce flexibility in serving all vulnerable populations.

- ❖ Law enforcement is often called to manage unsheltered homelessness in the absence of a fully funded street-level crisis response system.

In addition, people with disabilities, limited English proficiency, or undocumented status may face structural barriers to accessing services, despite provider efforts to offer inclusive support.

Provide a summary of the strategy for overcoming gaps in the institutional structure and service delivery system for carrying out a strategy to address priority needs.

The City's strategy focuses on building a more responsive and equitable service delivery system by investing in capacity, coordination, and access. CDBG and ESG resources will continue to be used to strengthen the network of outreach, shelter, prevention, and housing services. In partnership with El Paso Helps and other cross-sector collaborators, the City will:

- ❖ Expand support for mobile outreach, housing navigation, and behavioral health integration into existing programs;
- ❖ Increase availability of services outside regular business hours and support new programs that extend access to unaccompanied youth and families;
- ❖ Enhance public access to digital intake and referral tools that simplify the connection between residents and available services;
- ❖ Identify and reduce institutional barriers within the system, including those related to documentation, language, and accessibility;
- ❖ Pursue blended funding strategies to support activities not fully covered by federal sources, such as flexible assistance for undocumented individuals or post-shelter stabilization.
- ❖ Support ongoing data-sharing, performance monitoring, and provider training to improve system-wide outcomes.

By reinforcing partnerships, reducing gaps in service hours and populations served, and prioritizing high-need areas identified through the State of Homelessness and CAPER data, the City aims to ensure that no one experiencing homelessness is left without a clear path to housing and stability.

SP-45 Goals Summary – 91.215(a)(4)

Goals Summary Information

Sort Order	Goal Name	Start Year	End Year	Category	Geographic Area	Needs Addressed	Funding	Goal Outcome Indicator
1	DH 3.1 Tenant-Based Rental Assistance/ Homeless Prevention	2025	2029	Homeless	Citywide	DH 3.1 Tenant-Based Rental Assistance/ Homeless Prevention	HOPWA: \$4,390,895 ESG\$350,238	Tenant-based rental assistance / Rapid Rehousing: Households Assisted:440
2	DH 3.2 Rapid Rehousing	2025	2029	Homeless	Citywide	DH 3.2 Rapid Rehousing	ESG: \$1,000,743	Tenant-based rental assistance / Rapid Rehousing: Households Assisted 140 Person:170
3	DH 2.1 Housing Rehabilitation Assistance	2025	2029	Affordable Housing	Citywide	DH 2.1 Housing Rehabilitation Assistance	CDBG: \$1,000,000 CDBG RLF: \$150,000	Homeowner Housing Rehabilitated: 250
4	DH 2.2 Rental Housing by Developers	2025	2029	Affordable Housing	Citywide	DH 2.2 Rental Housing by Developers	HOME: \$10,173,812.36 HOME PI: \$6,750,000.	Rental units constructed: 80 Rehabilitated: 80
5	DH 2.3 Rental Housing by CHDOs	2025	2029	Affordable Housing	Citywide	DH 2.3 Rental Housing by CHDOs	HOME: \$2,034,762.47	Rental units constructed: 10

6	DH 3.3 First Time Homebuyer Assistance	2025	2029	Affordable Housing	Citywide	DH 3.3 First Time Homebuyer Assistance	CDBG RLF: \$800,000	Direct Financial Assistance to Homebuyers: 20 Households Assisted
7	DH 1.3 HOPWA Support Services	2025	2029	Affordable Housing Public Housing Non-Homeless Special Needs	Citywide	DH 1.3 HOPWA Support Services	HOPWA: \$1,197,195	Public service activities other than Low/Moderate Income Housing Benefit: 390 Persons
8	SL 1.1 Homeless, Emergency Shelter, and Housing	2025	2029	Homeless	Citywide	SL 1.1 Homeless, Emergency Shelter, and Housing	CDBG: \$2,880,888.00 ESG: \$682,390	Homeless Person Overnight Shelter: 16400 Persons Assisted
9	DH 2 HOPWA Permanent Housing Placement	2025	2029	Affordable Housing	Citywide	DH 2 HOPWA Permanent Housing Placement	HOPWA: \$ 50,000.00	Public service activities other than Low/Moderate Income Housing Benefit: 20 Persons Assisted
10	SL 1.2 Street Outreach	2025	2029	Homeless	Citywide	SL 1.2 Street Outreach	ESG: \$539,500.00	Public service activities other than Low/Moderate Income Housing Benefit: 510 Persons Assisted
11	SL 1.3 Mental and Medical Health Services	2025	2029	Mental and Medical	Citywide	SL 1.3 Mental and Medical Health Services	CDBG: \$ 608,000.00	Public service activities other than Low/Moderate Income Housing Benefit: 225 Persons Assisted
12	SL 1.5 Children and Youth Services	2025	2029	Children and Youth	Citywide	SL 1.5 Children and Youth Services	CDBG: \$640,000	Public service activities other than Low/Moderate Income Housing Benefit: 1600 Persons Assisted
13	SL 2.1 Public Facilities - Homeless Shelters	2025	2029	Homeless	Citywide	SL 2.1 Public Facilities - Homeless Shelters	CDBG: \$3,986,769.60	Public Facility or Infrastructure Activities other than Low/Moderate Income Housing Benefit: 500 Persons Assisted

14	SL 2.2 Public Facilities- Mobility Infrastructure	2025	2029	Mobility Infrastructure	Citywide	SL 2.2 Public Facilities -Mobility Infrastructure	CDBG: \$3,986,769.60	Public Facility or Infrastructure Activities other than Low/Moderate Income Housing Benefit: 500 Persons Assisted
15	SL 2.3 Public Facilities - Neighborhood	2025	2029	Public Facilities	Citywide	SL 2.3 Public Facilities - Neighborhood	CDBG: \$3,986,769.60	Low/Moderate Income Housing Benefit: 500 Persons Assisted
16	SL 2.4 Public Facilities - Healthcare	2025	2029	Public Facilities	Citywide	SL 2.4 Public Facilities - Healthcare	CDBG: \$996,692.40	Public Facility or Infrastructure Activities other than Low/Moderate Income Housing Benefit: 500 Persons Assisted
17	SL 2.5 Public Facilities - Mental Health	2025	2029	Public Facilities - Mental Health	Citywide	SL 2.5 Public Facilities - Mental Health	CDBG: \$3,986,769.60	Public service activities other than the Low/Moderate Income Housing Benefit: 500 Persons Assisted
18	SL 2.6 Public Facilities - Parks and Open Space	2025	2029	Public Facilities – Parks and Open Space	Citywide	SL 2.6 Public Facilities - Parks and Open Space	CDBG: \$996,692.40	Public Facility or Infrastructure Activities other than Low/Moderate Income Housing Benefit: 500 Persons Assisted
19	SL 2.7 Public Facilities for Abused/Neglected Children	2025	2029	Public Facilities for Abused and Neg Children	Citywide	SL 2.7 Public Facilities for Abused/Neglected Children	CDBG: \$996,692.40	Public Facility or Infrastructure Activities other than Low/Moderate Income Housing Benefit: 500 Persons Assisted
20	SL 2.8 Public Facilities - Senior Centers	2025	2029	Public Facilities - Senior Centers	Citywide	SL 2.8 Public Facilities - Senior Centers	CDBG: \$996,692.40	Public Facility or Infrastructure Activities other than Low/Moderate Income Housing Benefit: 500 Persons Assisted
21	CDBG Program Administration	2025	2029	Administration	Citywide	CDBG Program Administration	CDBG: \$6,441,184.00	Other: 0 Other
22	Continuum Planning and Administration	2025	2029	Administration	Citywide	Continuum of Care Planning and Administration	CDBG: \$200,000	Other: 0 Other
23	ESG Program Administration	2025	2029	Administration	Citywide	ESG Program Administration	ESG: \$202,500.00	Other: 0 Other

24	HOPWA Program Administration	2025	2029	Administration	Citywide	HOPWA Program Administration	HOPWA: \$177,860.00	Other: 0 Other
25	HOPWA Sponsor Administration	2025	2029	Administration	Citywide	HOPWA Sponsor Administration	HOPWA: \$112,890	Other: 0 Other
26	Housing Program Administration	2025	2029	Administration	Citywide	Housing Program Administration	HOME: \$1,356,508.32 HOME PI: \$750,000	Other: 0 Other

Table 58 – Goals Summary

Goal Descriptions

1	Goal Name	DH 3.1 Tenant-Based Rental Assistance/ Homeless Prevention
	Goal Description	Rental assistance for individuals and families at-risk of becoming homeless and rapidly re-housing individuals and families experiencing homelessness.
2	Goal Name	DH 3.2 Rapid Rehousing
	Goal Description	For El Pasoans experiencing homelessness, rapid rehousing in conjunction with case management will ensure that the experience of homelessness is brief and non-recurring.
3	Goal Name	DH 2.1 Housing Rehabilitation Assistance
	Goal Description	Address the need for affordable housing by offering housing rehabilitation assistance for low-income single-family owner-occupied households.
4	Goal Name	DH 2.2 Rental Housing by Developers
	Goal Description	Address the need for affordable housing by providing loans or loan/forgivable deferred payment loans to for-profit and non-profit housing developers for the acquisition with construction, rehabilitation, and reconstruction of affordable rental housing units for low-income tenants.
5	Goal Name	DH 2.3 Rental Housing by CHDOs

	Goal Description	Address the need for affordable housing by providing loans or loans/forgivable deferred payment loans to Community Housing Development Organizations (CHDO) for acquisition with construction, rehabilitation and reconstruction of affordable housing units for low-income tenants.
6	Goal Name	DH 3.3 First Time Homebuyer Assistance
	Goal Description	Address the need for affordable housing by offering down payment and closing cost assistance for low- and moderate- income First Time Homebuyers.
7	Goal Name	DH 1.3 HOPWA Support Services
	Goal Description	To provide support services for persons living with HIV/AIDS in conjunction with tenant-based rental assistance.
8	Goal Name	SL 1.1 Homeless, Emergency Shelter, and Housing
	Goal Description	Service Category to provide safety services, including emergency shelter, transitional housing, special needs housing, and supportive services for basic needs such as food, transportation, health care, and other needs that lead to self-sustainability.
9	Goal Name	DH 2 HOPWA Permanent Housing Placement
	Goal Description	Assist low-income persons with HIV/AIDS to access decent and affordable housing through permanent housing placement assistance, including security deposits, which is not allowed on TBRA or Supportive Services.
10	Goal Name	SL 1.2 Street Outreach
	Goal Description	Providing essential services necessary to reach out to unsheltered homeless people, connect them with emergency shelter, housing, or critical services, and provide urgent, non-facility-based care to unsheltered homeless people who are unwilling or unable to access emergency shelter, housing, or an appropriate health facility.
11	Goal Name	SL 1.3 Mental and Medical Health Services
	Goal Description	Public Services activities funded under the Mental and Medical Health Services Category to provide improved access to a suitable living environment by the provision of a comprehensive range of mental and medical health services.
12	Goal Name	SL 1.5 Children and Youth Services
	Goal Description	Public Services activities funded under the Children and Youth Category are to provide improved access to a suitable living environment by providing a comprehensive range of services for children and youth.
13	Goal Name	SL 2.1 Public Facilities - Homeless Shelters

	Goal Description	Public facilities improvement projects are to improve availability/accessibility to a suitable living environment.
14	Goal Name	SL 2.2 Public Facilities- Mobility Infrastructure
	Goal Description	Street improvements, including curb cuts, infrastructure improvement projects to provide improved availability/accessibility to a suitable living environment.
15	Goal Name	SL 2.3 Public Facilities – Neighborhood
	Goal Description	Improve availability and accessibility to neighborhood facilities, including libraries, by renovating or expanding neighborhood facilities.
16	Goal Name	SL 2.4 Public Facilities - Healthcare
	Goal Description	Improve accessibility and availability to medical health care by renovating or expanding a health care center.
17	Goal Name	SL 2.5 Public Facilities - Mental Health
	Goal Description	Mental health facility improvements to provide availability/accessibility of services for persons experiencing adverse mental health conditions. Note: All public facility projects utilizing HUD funds are required to meet or exceed ADA standards.
18	Goal Name	SL 2.6 Public Facilities - Parks and Open Space
	Goal Description	Improve availability and accessibility to a suitable living environment by renovating or expanding park facilities.
19	Goal Name	SL 2.7 Public Facilities for Abused/Neglected Children
	Goal Description	Abused/neglected children, domestic violence adults, and public facility improvement projects to provide improved availability/accessibility to a suitable living environment.
20	Goal Name	SL 2.8 Public Facilities - Senior Centers
	Goal Description	Senior center public facility improvement projects to provide improved availability/accessibility to a suitable living environment.
21	Goal Name	CDBG Program Administration

	Goal Description	Planning and management activities for entitlement grants.
22	Goal Name	Continuum Planning and Administration
	Goal Description	Planning and management activities for entitlement grants.
23	Goal Name	ESG Program Administration
	Goal Description	Planning and management activities for entitlement grants.
24	Goal Name	HOPWA Program Administration
	Goal Description	Planning and management activities for entitlement grants.
25	Goal Name	HOPWA Sponsor Administration
	Goal Description	Planning and management activities for entitlement grants.
26	Goal Name	Housing Program Administration
	Goal Description	Planning and management activities for entitlement grants.

Estimate the number of extremely low-income, low-income, and moderate-income families to whom the jurisdiction will provide affordable housing as defined by HOME 91.315(b)(2)

The City of El Paso expects to serve approximately 359 El Paso extremely low to moderate income households per year with affordable housing assistance. That assistance will be in the form of rental assistance, first-time homebuyer, rehabilitation of single-family owner-occupied units, and construction or rehabilitation of new affordable units.

SP-50 Public Housing Accessibility and Involvement – 91.215(c)

Need to Increase the Number of Accessible Units (if Required by a Section 504 Voluntary Compliance Agreement)

HOME properties meet or exceed the statutorily required Accessible Unit and 2% requirements.

Activities to Increase Resident Involvements

Supportive services are made available to residents at all properties layered with Low-Income Housing Tax Credits.

Is the public housing agency designated as troubled under 24 CFR part 902?

No

Plan to remove the ‘troubled’ designation

Not applicable.

SP-55 Barriers to affordable housing – 91.215(h)

Barriers to Affordable Housing

Historically, El Paso’s stock of lower-cost, quality housing has been an asset for the region. The lower cost of housing allowed households with modest incomes to afford quality housing and helped to attract businesses to the region. In recent years, housing has shifted from an asset to a challenge for the region. Housing affordability is an increasing burden on residents as they struggle to afford rent or access homeownership. At the same time, development along the edges of the City, coupled with disinvestment in existing neighborhoods, is undermining the economic strength of the region. El Paso faces a rapidly growing shortage of affordable rental housing for households earning less than \$30,000 a year. Currently, the El Paso region faces a shortage of approximately 2,300 rental housing units. That number is projected to expand by 2025.

Strategy to Remove or Ameliorate the Barriers to Affordable Housing

To eliminate barriers and provide high-quality affordable housing, the following are positive effects of public action: The El Paso Regional Housing Plan, adopted by the City Council, lays out a strategy to ameliorate the barriers to affordable housing. That strategy includes the

following: Housing Trust Fund: Dedicate additional City and County funding sources to affordable housing projects. Public Land Sale Policy: Establish a Request-for-Proposals process to sell infill sites in priority areas at a discount in exchange for affordable housing production or other public benefits. Dedicate local funding to assemble sites for development in priority areas.

9% Low Income Housing Tax Credit Local Support Criteria: Revise local criteria to promote mixed-income housing with deeper affordability in priority areas.

4% Low Income Housing Tax Credit Funding: Invest locally-controlled public funding for projects using 4% LIHTC to increase the production of affordable rental housing in partnership with the Housing Authority

DCHD sets aside funding each year for a Volunteer Housing Rehabilitation program where up to \$4,999 in CDBG funds are used in combination with applicant funding, donations and volunteers to provide housing rehabilitation for the elderly and/or disabled. This has proved to be a great way to increase housing rehabilitation within the City and assist people to remain in their homes longer at no cost to the homeowner.

[SP-60 Homelessness Strategy – 91.215\(d\)](#)

Reaching out to homeless persons (especially unsheltered persons) and assessing their individual needs

The City of El Paso reaches unsheltered individuals through the *El Paso Helps* initiative, which includes a 24/7 street outreach phone line funded by ARPA and operated in coordination with local partners. This outreach connects individuals to shelter, food, housing, and mental health resources. While the *El Paso Helps* portal is not 24/7, it supplements outreach by helping users navigate available services online. Annual Point-in-Time (PIT) counts and interviews at shelters further support individualized assessments and care planning.

Addressing the emergency and transitional housing needs of homeless persons

The City of El Paso supports a range of emergency and transitional housing programs through CDBG and ESG funding. Approximately 25.2% of ESG funds and 59% of CDBG Public Services funds are allocated to shelter operations. Key facilities include the Women's Resource Center, Missouri Street Residence, and Safe Haven, which offer emergency shelter, case management, and transitional housing for single adults, individuals with mental illness, and those pursuing stability. Additionally, a no-barrier Welcome Center, funded by ARPA, provides 24/7 walk-in access to immediate shelter, health, and housing resources for individuals in crisis.

Helping homeless persons (especially chronically homeless individuals and families, families with children, veterans and their families, and unaccompanied youth) make the transition to permanent housing and independent living, including shortening the period that individuals and families experience homelessness, facilitating access for homeless individuals and families to affordable housing units, and preventing individuals and families who were recently homeless from becoming homeless again.

To support long-term stability, 34% of ESG funding is allocated to Rapid Rehousing programs. These initiatives are bolstered by non-HUD funding and coordination through El Paso Helps. Clients receive case management, housing navigation, and follow-up to reduce homelessness duration and prevent recurrence.

Help low-income individuals and families avoid becoming homeless, especially extremely low-income individuals and families who are likely to become homeless after being discharged from a publicly funded institution or system of care, or who are receiving assistance from public and private agencies that address housing, health, social services, employment, education or youth needs.

Prevention efforts are reinforced through 13.3% of ESG funding and partnerships with agencies serving those at risk. The City emphasizes discharge planning for individuals exiting institutions, using the Coordinated Entry system to prioritize and link them to services. The County operates a Re-entry Program offering support and legal assistance for individuals leaving jail.

[SP-65 Lead-based paint Hazards – 91.215\(i\)](#)

Actions to address LBP hazards and increase access to housing without LBP hazards

The Department of Community and Human Development will continue to perform Lead-Based Paint Testing on all housing being renovated that was built before 1978. The City of El Paso adopted procedures to comply with the Federal Department of Housing and Urban Development's (HUD) new rule on Lead-Based Paint (LBP) Poisoning Prevention in Certain Residential Structures. This rule is intended to protect young children living in HUD-assisted housing. Built before 1978 with lead-based paint hazards.

How are the actions listed above related to the extent of lead poisoning and hazards?

Although there are no indications of a significant problem with lead poisoning in El Paso, it still does occur. Consequently, the City of El Paso Health Department, other public health agencies, and private sector health care providers have continued to emphasize a

“community level intervention” that consists of training and education prevention activities, screening, surveillance, risk management, and primary prevention. Until lead poisoning has been eliminated, the City of El Paso’s public health agencies will continue to devote much of their lead-poisoning prevention resources to case management services for poisoned children. In addition, the City of El Paso will continue to utilize its federal funding in the abatement of lead-based paint in houses that were built before 1978.

How are the actions listed above integrated into housing policies and procedures?

The City requires an inspection report from one of the certified testing providers to include the project design describing the appropriate removal measures and required clearances, which will be specified in the plans and construction contract. This cost is an eligible renovation cost.

The City of El Paso’s Community and Human Development Department contracts for the construction or rehabilitation of residential structures, requires all contractors and subcontractors to comply with the provisions of the Lead-Based Paint Poisoning Prevention Act and 24 CFR Part 35 to eliminate lead-based paint hazards. Also, the City of El Paso adopted procedures to comply with the Department of Housing and Urban Development’s (HUD) new rule on Lead-Based Paint Poisoning Prevention in Certain Residential Structures. This rule is intended to protect young children living in HUD-assisted housing built before 1978 from lead-based paint hazards.

[SP-70 Anti-Poverty Strategy – 91.215\(j\)](#)

Jurisdiction Goals, Programs, and Policies for Reducing the Number of Poverty-Level Families

The City of El Paso’s efforts to reduce the number of poverty-level families center on addressing urgent housing needs, particularly the shortage of affordable rental units and the risk of homelessness among low-income families. Guided by the 2025 Community Needs Assessment (CNA), the City prioritizes rental assistance, permanent housing for those experiencing homelessness, and the expansion of affordable housing development. The CNA findings also highlight the need for accessible units for people with disabilities, housing support for youth and families, and coordinated housing placement to reduce the risk of displacement. These goals are implemented through HUD-funded programs like ESG, HOME, and CDBG and are designed to stabilize households at risk of falling deeper into poverty.

How are the Jurisdiction’s Poverty-Reducing Goals, Programs, and Policies Coordinated with this Affordable Housing Plan

The poverty-reduction strategy is fully integrated into El Paso’s affordable housing goals. The Consolidated Plan and Annual Action Plan prioritize the development and preservation of affordable rental housing, tenant-based rental assistance, and programs that prevent

homelessness, especially for families and individuals with extremely low incomes. These priorities are drawn directly from CNA data, which showed high levels of rent burden and housing instability among respondents. Investments in permanent supportive housing, emergency housing options, and efforts to increase the overall supply of affordable units are coordinated to reduce housing insecurity, a primary driver of poverty in the region.

SP-80 Monitoring – 91.230

Describe the standards and procedures that the jurisdiction will use to monitor activities carried out in furtherance of the plan and will use to ensure long-term compliance with requirements of the programs involved, including minority business outreach and the comprehensive planning requirements.

The Department of Community and Human Development will use current procedures to monitor all grant-funded project areas of program administration, fiscal compliance, and regulatory compliance to uphold the comprehensive plan's requirements, activities, and ensure that long-term requirements are upheld. The areas included are as follows: 1) program performance review of national objectives, eligible activities, contract objectives, scope of work, contract schedule, and contract budget; 2) financial management practices of the accounting system and internal controls; 3) record keeping and reporting practices; 4) general management practices, which includes the condition of facilities; and 5) anti-discrimination compliance.

Regulatory Compliance

Contract Compliance guides eligible activities, costs, and guidelines for the given program under each grant. Such guidelines are further stipulated in the agreements with the agencies and provide technical assistance throughout the term of the programs as needed.

The initial phase of Programmatic Monitor is a risk assessment. This form is sent to all public services programs to be completed by a given deadline (normally fifteen days), due January 15th of each year. Additional recommendations determine which programs will be monitored during the year. Monitoring will be conducted on-site and/or via Microsoft Teams to review if the program is compliant with city, state, and/or Federal guidelines. All programs undergo monitoring. An exit interview is held with the program staff to inform them of preliminary conclusions that involve compliance or non-compliance. Preliminary conclusions are finalized once the monitor discusses the program with its grant administrator. A final report is submitted by the monitor to the program within 7 days of the monitoring.

The Programmatic Monitor will consist of a risk assessment form that is sent to all programs to be completed by a given deadline (normally one week), and additional recommendations will determine which programs will be monitored during the fiscal year. Monitoring will be conducted on-site to review if the program is compliant with the review of city, state, and/or federal guidelines, a random selection of programmatic files (specifically client files related to the program), as well as activities and eligible costs by the program's agreement.

An exit interview is done with the program staff to inform them of preliminary conclusions that involve compliance or non-compliance. Preliminary conclusions are finalized once the monitor discusses with its program administrators the current state. A final report is then submitted by the monitor to the program within 30 days of the monitoring on-site visit.

Grant Administrators collect and review monthly reports submitted by agencies containing detailed information on:

- ❖ Expenditures
- ❖ Services provided
- ❖ Non-duplicated clients served
- ❖ Demographic characteristics
- ❖ Time reports on staff funded through the grant; and
- ❖ Other information as required by the program agreement

Data from these reports is reviewed and assessed for reimbursement and the program's performance.

CDBG/HOME and other HUD grant-funded affordable housing projects are site-monitored during construction until the project has been completed and confirmed via supporting documentation such as a Certificate of Occupancy and is owner-accepted. For projects exceeding \$2,000.00, they are also monitored to ensure compliance with Davis-Bacon Department of Labor guidelines. Similarly, Section 3 requirements are monitored for projects exceeding \$200,000.00. Homebuyer Assistance and HOME rental housing projects are monitored by conducting Uniform Physical Condition Standard (UPCS) Inspections by HUD to ensure a decent, safe, and sanitary environment for tenants.

CDBG Facilities projects funded through Multiple Task Forgivable Loan agreements are monitored on an annual basis for the term of the loan and reversionary period. Documentation and reporting monitored includes, but is not limited to, quarterly reports on client utilization and an Annual Utilization Report to ensure compliance with HUD's Low- to -Moderate Income National Objective. In addition, each January, the agency must submit an Annual Utilization Report. An on-site visit is conducted annually as well. Aspects of other monitoring are used for the on-site visit.

Fiscal

A Fiscal Monitor conducts annual desktop reviews, as time and resources permit, for sub-recipients. In the initial stages of each respective fiscal monitoring engagement, a Sub-recipient Risk Assessment Questionnaire is sent to the sub-recipient Management staff for completion. The questionnaire captures risk indicators regarding:

- ❖ Experience with the Grant
- ❖ Employee Turnover in Key Positions
- ❖ Past Compliance Performance
- ❖ Reception of qualified/adverse Opinion from the External Audit Firm
- ❖ Track Record on Reimbursement Request Errors
- ❖ Board Membership and Membership Turnover
- ❖ Amount of Funding Received

The responses and information received are recorded/archived to determine if the agency is a Low-Risk, Medium-Risk, or High-Risk agency. The monthly review of agency-submitted Request for Reimbursement Reports serves as an additional mechanism in place to "fiscally" review sub-recipient fiscal activity during the designated grant year.

Title VI. Civil Rights

All grant-funded agreements with subrecipients and other agencies funded through the department are required to adhere guidelines and protections granted under Title VI. Civil Rights Act of 1964. Compliance with Title VI is specifically required as part of the grant-funded agreements and granting agency requirements.

In addition, through outreach and collaborative efforts, the City of El Paso's Office of Title VI and ADA will aim to ensure that City's compliance with Title VI include compliance by the City's grantees, sub-recipients, and related entities and will assign responsibilities for ensuring compliance in all of their programs, services, and activities by;

- ❖ Ensuring that all persons can receive the benefit of programs, services, and activities;
- ❖ Ensuring that limited English proficient (LEP) individuals are provided meaningful access to programs, services, and activities;

- ❖ Avoiding, minimizing, or mitigating disproportionate adverse environmental effects, including social and economic effects, on communities of color and low-income populations as a result of programs, services, and activities; and
- ❖ Establishing clear procedures for filing, investigating, and successfully resolving complaints on a timely basis and at the lowest level possible.

DRAFT

Expected Resources

AP-15 Expected Resources – 91.220(c) (1,2)

Introduction-Anticipated Resources

Program	Source of Funds	Uses of Funds	(tentative) Expected Amount Available Year 1				(tentative) Expected Amount Available Remainder of ConPlan \$	Narrative Description
			Annual Allocation:\$	Program Income:\$	Prior Year Resources:\$	Total: \$		
CDBG	Public Federal	Acquisition Admin and Planning Economic Development Housing Public Improvements Public Services	\$6,441,184	\$260,000	0	\$6,701,184.00	\$25,764,736	CDBG funds support housing, public facilities, and services, often leveraged with other public and private sources to maximize impact. Priority is given to proposals that combine CDBG with other funding. City departments also use CDBG alongside federal, local, private, and Revolving Loan Funds. Due to the current political climate, funding reductions are projected.
ESG	Public Federal	Conversion and rehab for transitional housing Financial Assistance Overnight shelter Rapid re-housing (rental assistance) Rental Assistance Services Transitional housing	\$555,074.00	0	0	\$555,074.00	\$2,220,296	Funds are awarded through a competitive request-for-proposal process, and selected organizations are required to provide a one-to-one match. Due to the current political climate, funding reductions are projected.

HOME	public – Federal	Acquisition Homebuyer assistance Homeowner rehab Multifamily rental new construction Multifamily rental rehab New construction for ownership TBRA	\$2,713,016.63	\$1,500,000	0	\$4,213,016.63	\$10,852,066. 52	Supports affordable housing through public-private partnerships and is often paired with other funding sources. Funds are awarded through a competitive process to support multifamily development throughout the Plan period. Due to the current political climate, funding reductions are projected.
HOPWA	public - federal	Permanent housing in facilities Permanent housing placement Short-term or transitional housing facilities STRMU Supportive services TBRA	\$1,185,768	0	0	\$1,185,768	\$4,743,072	Funds are awarded through a competitive request-for-proposal process to support housing and services for individuals living with HIV/AIDS. While funding has increased in past years, reductions are anticipated due to the current political climate.
Other	public - federal	Public Services	\$555,074	0	0	\$555,074	\$2,220,296	This amount reflects the required project match and other leveraged funds that are bestowed through a variety of sources: other federal, state, local, private, and in-kind.

Table 59 – Expected Resources – Priority Table

Explain how federal funds will leverage those additional resources (private, state, and local funds), including a description of how matching requirements will be satisfied.

For Program Year 2025, the City of El Paso will continue to use federal funds to leverage private, state, and local resources to maximize the impact of its housing and community development investments. This is especially critical for the Emergency Solutions Grant (ESG) program, which requires a one-to-one match under federal regulations.

To meet ESG matching requirements, the City and its subrecipient agencies will use a combination of funding sources, including:

- ❖ State-funded programs such as the Homeless Housing and Services Program (HHSP)
- ❖ Local general funds and private grants
- ❖ In-kind contributions such as staff time, donated goods, volunteer hours, and use of facilities
- ❖ Other federal sources used in coordination, such as Continuum of Care and HOME funds (where eligible)

By blending ESG with other funding streams, the City can sustain key services such as rapid rehousing, homelessness prevention, street outreach, and emergency shelter operations. This coordination helps stretch limited federal dollars and supports a more integrated service delivery system. In addition, leveraging supports long-term planning efforts by reinforcing partnerships with local agencies, nonprofit providers, and philanthropic partners committed to addressing housing insecurity and homelessness in El Paso.

If appropriate, describe publicly owned land or property located within the jurisdiction that may be used to address the needs identified in the plan.

For every year of the 2025-2029 Consolidated Plan, the City plans to accept applications from City departments, non-profit agencies, and non-municipal government entities for public facilities improvements that benefit low-to-moderate income residents and/or individuals. Improvements to publicly owned land will occur when public facilities funding is awarded to either a City department or another government entity. These types of facility improvements will be described in more detail through the corresponding Annual Action Plan(s) that are associated with the 2020-2025 Consolidated Plan.

For year 1 of the 2025-2029 Consolidated Plan, the City of El Paso will deploy \$1,536,888.86 of CDBG funding to address the affordable housing gap. One project will fully rehabilitate the Ruben E. Salazar Apartments.

Annual Goals and Objectives

AP-20 Annual Goals and Objectives

Goals Summary Information

Sort Order	Goal Name	Start Year	End Year	Category	Geographic Area	Needs Addressed	Funding	Goal Outcome Indicator
1	DH 3.1 Tenant-Based Rental Assistance/ Homeless Prevention	2025	2026	Homeless	Citywide	DH 3.1 Tenant-Based Rental Assistance/ Homeless Prevention	HOPWA: \$878,179.00 ESG: \$70,047.50 TOTAL: \$948,226.50	Tenant-based rental assistance / Rapid Rehousing: 88 Households Assisted
2	DH 3.2 Rapid Rehousing	2025	2026	Homeless	Citywide	DH 3.2 Rapid Rehousing	ESG: \$200,148.50	Tenant-based rental assistance / Rapid Rehousing: Households Assisted 28 Persons 34
3	DH 2.1 Housing Rehabilitation Assistance	2025	2026	Affordable Housing	Citywide	DH 2.1 Housing Rehabilitation Assistance	CDBG: \$200,000.00 CDBG RLF: \$30,000.00	Homeowner Housing Rehabilitated: Household Housing Unit 50

4	DH 2.2 Rental Housing by Developers	2025	2026	Affordable Housing	Citywide	DH 2.2 Rental Housing by Developers	HOME: \$2,034,762.47 HOME PI: \$1,350,000.00	Rental units constructed: 16
5	DH 2.3 Rental Housing by CHDOs	2025	2026	Affordable Housing	Citywide	DH 2.3 Rental Housing by CHDOs	HOME: \$406,952.49	Rental units constructed: Rehabilitated: 2
6	DH 3.3 First Time Homebuyer Assistance	2025	2026	Affordable Housing	Citywide	DH 3.3 First Time Homebuyer Assistance	CDBG RLF: \$160,000	Direct Financial Assistance to Homebuyers Households Assisted
7	DH 1.3 HOPWA Support Services	2025	2026	Affordable Housing Public Housing Non-Homeless Special Needs	Citywide	DH 1.3 HOPWA Support Services	HOPWA: \$239,439.00	Public service activities other than the Low/Moderate Income Housing Benefit: 78
8	SL 1.1 Homeless, Emergency Shelter, and Housing	2025	2026	Homeless	Citywide	SL 1.1 Homeless, Emergency Shelter, and Housing	CDBG: \$576,177.60 ESG: \$136,478.00 TOTAL: \$712,655.60	Homeless Person Overnight Shelter: 3280 Persons Assisted
9	DH 2 HOPWA Permanent Housing Placement	2025	2026	Affordable Housing	Citywide	DH 2 HOPWA Permanent Housing Placement	HOPWA: \$10,000.00	Public service activities other than the Low/Moderate Income Housing Benefit: 4 Persons Assisted
10	SL 1.2 Street Outreach	2025	2026	Homeless	Citywide	SL 1.2 Street Outreach	ESG: \$107,900.00	Public service activities other than Low/Moderate Income Housing Benefit: Persons Assisted 102

11	SL 1.3 Mental and Medical Health Services	2025	2026	Mental and Medical	Citywide	SL 1.3 Mental and Medical Health Services	CDBG: \$290,000.00	Public service activities other than Low/Moderate Income Housing Benefit: Persons Assisted: 270
12	SL 1.5 Children and Youth Services	2025	2026	Children and Youth	Citywide	SL 1.5 Children and Youth Services	CDBG: \$100,000.00	Public service activities other than Low/Moderate Income Housing Benefit: Persons Assisted: 200
13	SL 2.1 Public Facilities - Homeless Shelters	2025	2026	Homeless	Citywide	SL 2.1 Public Facilities - Homeless Shelters	CDBG: \$1,911,863.48	Public Facility or Infrastructure Activities other than Low/Moderate Income Housing Benefit: Persons Assisted: 2000
15	SL 2.3 Public Facilities - Neighborhood	2025	2026	Public Facilities	Citywide	SL 2.3 Public Facilities - Neighborhood	CDBG: \$2,074,906.12	Public Facility or Infrastructure Activities Low/Moderate Income Housing Benefit: Persons Assisted: 286
21	CDBG Program Administration	2025	2026	Administration	Citywide	CDBG Program Administration	CDBG: \$1,288,236.80	Other: 0 Other
23	ESG Program Administration	2025	2026	Administration	Citywide	ESG Program Administration	ESG: \$40,500.00	Other: 0 Other
24	HOPWA Program Administration	2025	2026	Administration	Citywide	HOPWA Program Administration	HOPWA: \$35,572	Other: 0 Other
25	HOPWA Sponsor Administration	2025	2026	Administration	Citywide	HOPWA Sponsor Administration	HOPWA: \$22,578	Other: 0 Other
26	Housing Program Administration	2025	2026	Administration	Citywide	Housing Program Administration	HOME EN: \$271,301.66 HOME PI: \$150,000.00	Other: 0 Other

Table 60 – Goals Summary

Goal Descriptions

1	Goal Name	DH 3.1 Tenant-Based Rental Assistance/ Homeless Prevention
	Goal Description	Rental assistance for individuals and families at-risk of becoming homeless and rapidly re-housing individuals and families experiencing homelessness.
2	Goal Name	DH 3.2 Rapid Rehousing
	Goal Description	For El Pasoans experiencing homelessness, rapid rehousing in conjunction with case management will ensure that the experience of homelessness is brief and non-recurring.
3	Goal Name	DH 2.1 Housing Rehabilitation Assistance
	Goal Description	Address the need for affordable housing by offering housing rehabilitation assistance for low-income single-family owner-occupied households.
4	Goal Name	DH 2.2 Rental Housing by Developers
	Goal Description	Address the need for affordable housing by providing loans or loan/forgivable deferred payment loans to for-profit and non-profit housing developers for the acquisition with construction, rehabilitation, and reconstruction of affordable rental housing units for low-income tenants.
5	Goal Name	DH 2.3 Rental Housing by CHDOs
	Goal Description	Address the need for affordable housing by providing loans or loans/forgivable deferred payment loans to Community Housing Development Organizations (CHDOs) for acquisition with construction, rehabilitation, and reconstruction of affordable housing units for low-income tenants.
6	Goal Name	DH 3.3 First Time Homebuyer Assistance
	Goal Description	Address the need for affordable housing by offering down payment and closing cost assistance for low- and moderate-income First homebuyers.
7	Goal Name	DH 1.3 HOPWA Support Services
	Goal Description	To provide support services for persons living with HIV/AIDS in conjunction with tenant-based rental assistance.
8	Goal Name	SL 1.1 Homeless, Emergency Shelter, and Housing

	Goal Description	Service Category to provide safety services, including emergency shelter, transitional housing, special needs housing, and supportive services for basic needs such as food, transportation, health care, and other needs that lead to self-sustainability.
9	Goal Name	DH 2 HOPWA Permanent Housing Placement
	Goal Description	Assist low-income persons with HIV/AIDS to access decent and affordable housing through permanent housing placement assistance, including security deposits, which is not allowed on TBRA or Supportive Services.
10	Goal Name	SL 1.2 Street Outreach
	Goal Description	Providing essential services necessary to reach out to unsheltered homeless people, connect them with emergency shelter, housing, or critical services, and provide urgent, non-facility-based care to unsheltered homeless people who are unwilling or unable to access emergency shelter, housing, or an appropriate health facility.
11	Goal Name	SL 1.3 Mental and Medical Health Services
	Goal Description	Public Services activities funded under the Mental and Medical Health Services Category to provide improved access to a suitable living environment by the provision of a comprehensive range of mental and medical health services.
12	Goal Name	SL 1.5 Children and Youth Services
	Goal Description	Public Services activities funded under the Children and Youth Category are to provide improved access to a suitable living environment by providing a comprehensive range of services for children and youth.
13	Goal Name	SL 2.1 Public Facilities - Homeless Shelters
	Goal Description	Public facilities improvement projects are to improve availability/accessibility to a suitable living environment.
14	Goal Name	SL 2.2 Public Facilities- Mobility Infrastructure
	Goal Description	Street improvements, including curb cuts, infrastructure improvement projects to provide improved availability/accessibility to a suitable living environment.
15	Goal Name	SL 2.3 Public Facilities – Neighborhood
	Goal Description	Improve availability and accessibility to neighborhood facilities, including libraries, by renovating or expanding neighborhood facilities.
16	Goal Name	SL 2.4 Public Facilities - Healthcare
	Goal Description	Improve accessibility and availability to medical health care by renovating or expanding a health care center.
17	Goal Name	SL 2.5 Public Facilities - Mental Health
	Goal Description	Mental health facility improvements to provide availability/accessibility of services for persons experiencing adverse mental health conditions. Note: All public facility projects utilizing HUD funds are required to meet or exceed ADA standards.
18	Goal Name	SL 2.6 Public Facilities - Parks and Open Space

	Goal Description	Improve availability and accessibility to a suitable living environment by renovating or expanding park facilities.
19	Goal Name	SL 2.7 Public Facilities for Abused/Neglected Children
	Goal Description	Abused/neglected children, domestic violence adults, and public facility improvement projects to provide improved availability/accessibility to a suitable living environment.
20	Goal Name	SL 2.8 Public Facilities - Senior Centers
	Goal Description	Senior center public facility improvement projects to provide improved availability/accessibility to a suitable living environment.
21	Goal Name	CDBG Program Administration
	Goal Description	Planning and management activities for entitlement grants.
22	Goal Name	Continuum Planning and Administration
	Goal Description	Planning and management activities for entitlement grants.
23	Goal Name	ESG Program Administration
	Goal Description	Planning and management activities for entitlement grants.
24	Goal Name	HOPWA Program Administration
	Goal Description	Planning and management activities for entitlement grants.
25	Goal Name	HOPWA Sponsor Administration
	Goal Description	Planning and management activities for entitlement grants.
26	Goal Name	Housing Program Administration
	Goal Description	Planning and management activities for entitlement grants.

Projects

AP-35 Projects – 91.220(d)

Introduction- Projects

1	DH 3.1 Tenant-Based Rental Assistance/ Homeless Prevention
2	DH 3.2 Rapid Rehousing
3	DH 2.1 Housing Rehabilitation Assistance
4	DH 2.2 Rental Housing by Developers
5	DH 2.3 Rental Housing by CHDOs
6	DH 3.3 First Time Homebuyer Assistance
7	DH 1.3 HOPWA Support Services
8	SL 1.1 Homeless, Emergency Shelter, and Housing
9	DH 2 HOPWA Permanent Housing Placement
10	SL 1.2 Street Outreach
11	SL 1.3 Mental and Medical Health Services
12	SL 1.5 Children and Youth Services
13	SL 2.1 Public Facilities - Homeless Shelters
14	SL 2.3 Public Facilities – Neighborhood
15	CDBG Program Administration
16	ESG Program Administration
17	HOPWA Program Administration
18	HOPWA Sponsor Administration
19	Housing Program Administration

Table 61 – Project Information

Describe the reasons for allocation priorities and any obstacles to addressing underserved needs.

Allocation priorities for PY 2025 are based on findings from the Community Needs Assessment, which identified affordable rental housing, homelessness services, and support for extremely low-income households as the most pressing needs. Funding is directed to programs that stabilize households and prevent homelessness, including tenant-based rental assistance, shelter operations, and permanent housing placement.

The main obstacles include limited availability of deeply affordable units, rising construction and rent costs, and constrained entitlement funding. Additionally, service gaps for youth, families, and people with limited access to digital or transportation resources continue to hinder progress in reaching the most underserved residents.

AP-38 Project Summary

Project Summary Information

1.	Project Name	DH 3.1 Tenant-Based Rental Assistance & Homelessness Prevention
	Target Area	Countywide (HOPWA) and Citywide (ESG)
	Goals Supported	DH 3.1 Tenant-Based Rental Assistance & Homelessness Prevention
	Needs Addressed	DH 3.1 Tenant-Based Rental Assistance & Homeless Prevention
	Funding	HOPWA: \$878,179.00
		ESG: \$70,047.50 (plus match)
	Description	This project will provide affordable decent housing for people at risk of experiencing homelessness.
	Target Date	8/31/2026
	Estimate the number and type of families that will benefit from the proposed activities	88
	Location Description	TBD
	Planned Activities	HOPWA: Enable persons living with HIV/AIDS, and their families, to establish or better maintain a stable living environment in housing that is decent, safe, and sanitary by providing long-term housing assistance through tenant-based rental assistance and permanent housing placement.

2	Project Name	DH 3.2 Rapid Rehousing
	Target Area	Citywide
	Goals Supported	DH 3.2 Rapid Rehousing
	Needs Addressed	DH 3.2 Rapid Rehousing
	Funding	ESG: \$200,148.50 (Plus Match)
	Description	This project will move people experiencing homelessness into safe, decent housing.
	Target Date	8/31/26
	Estimate the number and type of families that will benefit from the proposed activities	34 persons/28 households
	Location Description	TBD
	Planned Activities	This project will provide rapid rehousing services to people experiencing homelessness.
3	Project Name	DH 2.1 Housing Rehabilitation Assistance
	Target Area	Citywide
	Goals Supported	DH 2.1 Housing Rehabilitation Assistance
	Needs Addressed	DH 2.1 Housing Rehabilitation Assistance
	Funding	CDBG: \$200,000
		CDBG RLF: \$30,000
	Description	Projects will provide safe, affordable, and decent housing through the rehabilitation of existing single-family, owner-occupied dwellings.
	Target Date	8/31/26
	Estimate the number and type of families that will benefit from the proposed activities	50 households will be assisted through single-family owner-occupied rehabilitation.
	Location Description	Citywide
4	Project Name	DH 2.2 Rental Housing by Developers
	Target Area	Citywide

	Goals Supported	DH 2.2 Rental Housing by Developers	
	Needs Addressed	DH 2.2 Rental Housing by Developers	
	Funding	HOME: \$2,034,762.47	
		HOME PI: \$1,350,000	
	Description	This project will provide loans to construct safe, affordable, and decent housing to increase and maintain the affordable rental housing stock.	
	Target Date	8/31/26	
	Estimate the number and type of families that will benefit from the proposed activities	16 households earning under 60% Annual Median Income (AMI) will be supported through this project.	
	Location Description	Citywide	
	Planned Activities	Construction of rental units available for low-income households.	
5	Project Name	DH 2.3 Rental Housing by CHDOs	
	Target Area	Citywide	
	Goals Supported	DH 2.3 Rental Housing by CHDOs	
	Needs Addressed	DH 2.3 Rental Housing by CHDOs	
	Funding	HOME: \$406,952.49	
	Description	This project will provide loans to construct safe, affordable, and decent housing to increase and maintain the affordable rental housing stock.	
	Target Date	8/31/26	
	Estimate the number and type of families that will benefit from the proposed activities	2 household earning 60% Annual Median Income (AMI) or less will be supported through this program.	
	Location Description	Citywide	
	Planned Activities	New rental units are to be constructed by Community Housing Development Organizations (CHDOs) for low-income households.	
6	Project Name	DH 3.3 First Time Homebuyer Program	
	Target Area	Citywide	

	Goals Supported	DH 3.3 First Time Homebuyer Program	
	Needs Addressed	DH 3.3 First Time Homebuyer Program	
	Funding	CDBG RLF: \$160,000	
	Description	This project will provide safe, affordable, and decent housing for first-time homebuyers.	
	Target Date	8/31/2026	
	Estimate the number and type of families that will benefit from the proposed activities	4 households will be assisted through this activity.	
	Location Description	Citywide	
	Planned Activities	Provide first-time homebuyers with loans for down payment and closing cost assistance.	
7	Project Name	DH 1.3 HOPWA Supportive Services	
	Target Area	Countywide	
	Goals Supported	DH 1.3 HOPWA Support Services	
	Needs Addressed	DH 1.3 HOPWA Support Services	
	Funding	HOPWA: \$239,439.00	
	Description	Provision of supportive services, including, but not limited to, case management, counseling, referral services, and resource identification for housing, health, and mental health services.	
	Target Date	8/31/26	
	Estimate the number and type of families that will benefit from the proposed activities	78 low-to-moderate income families will receive supportive services.	
	Location Description	TBD	
8	Planned Activities	Enable low- and moderate-income persons living with HIV/AIDS, and their families, to establish or better maintain a stable living environment in housing that is decent, safe, and sanitary by providing supportive services, such as case management, counseling, and resources identification for housing, health, and mental health services.	
	Project Name	SL 1.1 Homeless, Emergency Shelter, and Housing	
	Target Area	Citywide	
	Goals Supported	SL 1.1 Homeless, Emergency Shelter, and Housing	

	Needs Addressed	SL 1.1 Homeless, Emergency Shelter, and Housing	
	Funding	ESG: \$136,478.00	
		CDBG: \$576,177.60	
	Description	These projects will increase availability and accessibility to a suitable living environment through homeless, emergency shelter, and housing activities.	
	Target Date	8/31/26	
	Estimate the number and type of families that will benefit from the proposed activities.	CDBG & ESG: 3280	
9	Location Description	TBD	
	Planned Activities	Agencies will assist individuals and families who are experiencing homelessness by providing emergency shelter services. Emergency shelter services from these agencies include safe shelter, job readiness training, GED instruction, case management, financial assistance and housing navigation. The ultimate goal of these activities is to help clients achieve stable, permanent housing and/or become economically independent.	
	Project Name	DH 2 HOPWA Permanent Housing Placement	
	Target Area	Countywide	
	Goals Supported	DH 2 HOPWA Permanent Housing Placement	
	Needs Addressed	DH 2 HOPWA Permanent Housing Placement	
	Funding	HOPWA: \$10,000	
	Description	Provision of supportive services, including, but not limited to, case management, counseling, referral services, and resource identification for housing, health, and mental health services.	
	Target Date	8/31/26	
	Estimate the number and type of families that will benefit from the proposed activities	4 low-to-moderate income families will receive supportive services.	
	Location Description	TBD	

	Planned Activities	Enable low- and moderate-income persons living with HIV/AIDS, and their families, to establish or better maintain a stable living environment in housing that is decent, safe, and sanitary by providing supportive services, such as case management, counseling, and resources identification for housing, health, and mental health services.	
10	Project Name	SL 1.2 Street Outreach	
	Target Area	Citywide	
	Goals Supported	SL 1.2 Street Outreach	
	Needs Addressed	SL 1.2 Street Outreach	
	Funding	ESG: \$107,900.00	
	Description	This project will address housing and homelessness, and mental health by providing street outreach services to individuals experiencing homelessness.	
	Target Date	8/31/26	
	Estimate the number and type of families that will benefit from the proposed activities.	A total of 102 individuals will be assisted through this program.	
	Location Description	TBD	
11	Planned Activities	Street Outreach is intended to link individuals on the streets to services that will help them become self-sufficient and find permanent housing.	
	Project Name	SL 1.3 Mental and Medical Health Services	
	Target Area	Citywide	
	Goals Supported	SL 1.3 Mental and Medical Health Services	
	Needs Addressed	SL 1.3 Mental and Medical Health Services	
	Funding	CDBG: \$290,000.00	
	Description	This program will provide improved access to a suitable living environment by providing a continuum of care that includes a comprehensive range of services and safety net services for seniors and persons with disabilities.	
	Target Date	8/31/26	
	Estimate the number and type of families that will benefit from the proposed activities.	This project will address resident empowerment, food security, housing and homelessness, and mental health by assisting 270 persons with medical and/or mental health services.	

	Location Description	TBD	
	Planned Activities	Public Services activities funded under the Mental and Medical Health Services Category to provide improved access to a suitable living environment by the provision of a comprehensive range of mental and medical health services.	
12	Project Name	SL 1.5 Children and Youth Services	
	Target Area	Citywide	
	Goals Supported	SL 1.5 Children and Youth Services	
	Needs Addressed	SL 1.5 Children and Youth Services	
	Funding	CDBG: \$100,000.00	
	Description	These programs will provide improved access to suitable living environments with a comprehensive range of services for children and youth through educational and personal development opportunities.	
	Target Date	8/31/26	
	Estimate the number and type of families that will benefit from the proposed activities.	A total of 200 low-to-moderate income children and their families will be assisted with this funding.	
	Location Description	TBD	
	Planned Activities	Agencies will provide a comprehensive range of services to children, youth, and their families.	
13	Project Name	SL 2.1 Public Facilities – Homeless Shelter	
	Target Area	Citywide	
	Goals Supported	SL 2.1 Public Facilities – Homeless Shelter	
	Needs Addressed	SL 2.1 Public Facilities – Homeless Shelter	
	Funding	CDBG: \$1,911,863.48	
	Description	This project will provide availability and accessibility for a suitable living environment by renovating a homeless shelter.	
	Target Date	8/31/26	
	Estimate the number and type of families that will benefit from the proposed activities.	A total of 2,000 residents will gain access to shelter.	

	Location Description	TBD	
	Planned Activities	This project will renovate an existing emergency shelter to provide shelter and supportive services to low- and very-low-income persons.	
14	Project Name	SL 2.3 Public Facilities - Neighborhood	
	Target Area	Citywide	
	Goals Supported	SL 2.3 Public Facilities - Neighborhood	
	Needs Addressed	SL 2.3 Public Facilities - Neighborhood	
	Funding	CDBG: \$2,074,906.12	
	Description	This project will provide availability and accessibility for a suitable living environment by improving a neighborhood facility.	
	Target Date	8/31/26	
	Estimate the number and type of families that will benefit from the proposed activities.	A total of 286 persons will gain access to affordable housing apartments.	
	Location Description	TBD	
	Planned Activities	This project will include the rehabilitation of affordable housing apartments.	
15	Project Name	CDBG Program Administration	
	Target Area	Citywide	
	Goals Supported	CDBG Program Administration	
	Needs Addressed	CDBG Program Administration	
	Funding	\$1,288,236.80	
	Description	This project will provide program management and coordination of CDBG funding.	
	Target Date	8/31/26	
	Estimate the number and type of families that will benefit from the proposed activities.	Not applicable	
	Location Description	801 Texas Ave., 3 rd floor, El Paso, TX, 79901	

	Planned Activities	This project will provide program management and coordination of CDBG funding.	
16	Project Name	ESG Program Administration	
	Target Area	Citywide	
	Goals Supported	ESG Program Administration	
	Needs Addressed	ESG Program Administration	
	Funding	\$40,500.00	
	Description	This project will provide program management and coordination of ESG funding.	
	Target Date	8/31/26	
	Estimate the number and type of families that will benefit from the proposed activities.	Not applicable	
	Location Description	801 Texas Ave., 3 rd floor, El Paso, TX, 79901	
	Planned Activities	This project will provide program management and coordination of ESG funding.	
17	Project Name	HOPWA Program Administration	
	Target Area	Citywide	
	Goals Supported	HOPWA Program Administration	
	Needs Addressed	HOPWA Program Administration	
	Funding	HOPWA: \$35,572	
	Description	This project will provide program management and coordination of HOPWA funding.	
	Target Date	8/31/26	
	Estimate the number and type of families that will benefit from the proposed activities.	Not applicable	
	Location Description	801 Texas Ave., 3 rd floor, El Paso, TX, 79901	
	Planned Activities	This project will provide program management and coordination of HOPWA funding.	
18	Project Name	HOPWA Sponsor Administration	
	Target Area	Citywide	

	Goals Supported	HOPWA Sponsor Administration	
	Needs Addressed	HOPWA Sponsor Administration	
	Funding	HOPWA: \$22,578	
	Description	This project will fund management and coordination HOPWA Program for the sponsor.	
	Target Date	8/31/26	
	Estimate the number and type of families that will benefit from the proposed activities.	Not applicable	
	Location Description	TBD	
	Planned Activities	This project will fund management and coordination of the City of El Paso Department of Public Health's HOPWA-funded activities.	
19	Project Name	Housing Program Administration	
	Target Area	Citywide	
	Goals Supported	Housing Program Administration	
	Needs Addressed	Housing Program Administration	
	Funding	HOME EN: \$271,301.66	
		HOME PI: \$150,000	
	Description	This project will provide program management and coordination activities for housing activities funded through HOME EN and HOME PI.	
	Target Date	8/31/2026	
	Estimate the number and type of families that will benefit from the proposed activities.	Not applicable.	
	Location Description	Community and Human Development, 801 Texas Avenue (City 3), El Paso, TX 79901	
	Planned Activities	This project will provide program management and coordination activities for housing activities funded through HOME EN, HOME PI, and CDBG-RLF.	

AP-50 Geographic Distribution – 91.220(f)

Description of the geographic areas of the entitlement (including areas of low-income and minority concentration) where assistance will be directed

Assistance funded through the City of El Paso's four HUD entitlement grants—CDBG, ESG, HOME, and HOPWA—will continue to be provided throughout the City during Program Year 2025. CDBG and ESG programs, including public services and shelter support, are available citywide and target extremely low to moderate income residents. HOME-funded activities, such as tenant-based rental assistance and affordable housing development, also serve households within city limits.

HOPWA-funded services extend beyond city boundaries to eligible individuals and families living with HIV or AIDS across El Paso County. Clients must reside within the designated service area and meet low-income eligibility requirements or qualify under HUD's presumed benefit categories.

For CDBG public facilities, three of five projects will serve residents within designated low to moderate-income census tracts based on the most recent ACS data available. The remaining two projects were awarded to nonprofit agencies that provide services citywide and will verify client income eligibility in alignment with HUD standards. Agencies receiving CDBG funds for minor home repairs under the Volunteer Housing Rehabilitation Program will continue to determine eligibility at the household level based on HUD income limits and property location.

Geographic Distribution

Target Area	Percentage of Funds
Citywide	100%

Table 2 - Geographic Distribution

Rationale for the priorities for allocating investments geographically

For Program Year 2025, all HUD-funded programs administered by the City of El Paso will be offered citywide to ensure equitable access for low to moderate income residents regardless of location. This approach allows the City to respond to community needs identified through the Community Needs Assessment and public input, which emphasized widespread housing instability, homelessness, and

affordability challenges throughout the city. By offering services and programs citywide, the City ensures flexibility in addressing individual and neighborhood-level needs without limiting assistance to specific geographic boundaries.

Affordable Housing

AP-55 Affordable Housing – 91.220(g)

Introduction

For Program Year 2025, all HUD entitlement programs administered by the City of El Paso, including CDBG, ESG, HOME, and HOPWA, will continue to be implemented on a citywide basis to ensure broad and equitable access. The 2025 Community Needs Assessment confirmed that housing affordability, homelessness, and service gaps affect residents across all areas of the city, not just in historically underserved neighborhoods. Offering programs citywide enables the City to serve extremely low to moderate income households wherever they reside and to direct resources based on need rather than geography. HOPWA services will continue to extend beyond city limits to eligible clients residing within El Paso County. This citywide approach aligns with the City's strategy to reduce barriers, expand reach, and meet the growing demand for affordable housing and supportive services throughout the community.

One-Year Goals for the Number of Households to be Supported	
Homeless:	284
Non-Homeless:	72
Special-Needs:	78
Total:	434

Table 3 - One-Year Goals for Affordable Housing by Support Requirement

One-Year Goals for the Number of Households Supported Through	
Rental Assistance	362
The Production of New Units	18
Rehab of Existing Units:	50
Acquisition of Existing Units	4
Total	434

Table 4 - One-Year Goals for Affordable Housing by Support Type

AP-60 Public Housing – 91.220(h)

Introduction

Housing Opportunity Management Enterprises (HOME) is the local public housing authority and the second largest in the state of Texas. Its mission is to provide and increase the supply of safe, decent, sanitary, and affordable housing for families at or below 80% of median income by maintaining the Housing Authority's housing stock and ensuring that private rentals under the Section 8 – Housing Choice Voucher (HCV) Programs meet HUD Housing Quality Standards. A categorical description follows:

HOME administers: Conventional Public Housing units, which include scattered site dwellings, Section 8 New Construction (project-based) dwellings, Non-subsidized dwellings, USDA-subsidized units for migrant workers, Units for the elderly, HOME units for the elderly, Low-income housing tax credit units (LIHTC, including PBRA, Housing Choice Vouchers (HCV) / Section 8 assistance, Project Based Rental Assistance (PBRA)/LIHTC Units, Project-based vouchers.

Actions planned during the next year to address the needs of public housing

The City will continue to support, as appropriate, HOME efforts to obtain funds for housing-related renovations or new construction.

The city will continue to review and approve, as appropriate, Consolidated Plan certifications of consistency for HOME projects and proposals and annual plan/five-year plan submissions.

Actions to encourage public housing residents to become more involved in management and participate in homeownership.

The City encourages qualifying graduates of the HOME Public Housing, Project-Based Rental Assistance, and Housing Choice Voucher Homeownership Assistance program to participate in homeownership by assisting them with Housing Counseling and Homebuyer Assistance through numerous local programs.

If the PHA is designated as troubled, describe how financial assistance will be provided or other assistance.

Housing Opportunity Management Enterprises does not fall under a troubled PHA designation.

AP-65 Homeless and Other Special Needs Activities – 91.220(i)

Introduction

Describe the jurisdiction's one-year goals and actions for reducing and ending homelessness, including.

Reaching out to homeless persons (especially unsheltered persons) and assessing their individual needs

In PY 2025, the City of El Paso will continue to support and expand its coordinated street outreach system. A key component is the 24/7 street outreach phone line operated under the El Paso Helps initiative and funded through ARPA. This outreach effort is designed to identify and engage unsheltered individuals and families and connect them to emergency shelter, healthcare, and housing resources. Outreach teams work closely with the Coordinated Entry System to conduct needs assessments and ensure individuals are prioritized for housing and services based on vulnerability and barriers to housing.

Addressing the emergency shelter and transitional housing needs of homeless persons

For PY 2025, the City will continue investing ESG and CDBG funds in the operation of emergency shelters and transitional housing programs. This includes low-barrier shelter options and specialized facilities such as the Women's Resource Center, Safe Haven, and the Missouri Street Residence. The no-barrier Welcome Center, funded by ARPA, will continue to operate as a 24/7 intake and triage hub, allowing individuals in crisis immediate access to safety, shelter, and stabilization services. The City's goal is to maintain or increase shelter capacity while improving access for vulnerable subpopulations.

Helping homeless persons (especially chronically homeless individuals and families, families with children, veterans and their families, and unaccompanied youth) make the transition to permanent housing and independent living, including shortening the period that individuals and families experience homelessness, facilitating access for homeless individuals and families to affordable housing units, and preventing individuals and families who were recently homeless from becoming homeless again.

In PY 2025, the City will emphasize rapid rehousing and permanent supportive housing as key strategies for ending homelessness. A significant portion of ESG funds will support short- to medium-term rental assistance, housing search and placement, and case management. These programs are designed to reduce the average length of time individuals and families experience homelessness and to improve housing retention. Target populations include chronically homeless individuals, families with children, veterans and their families, and unaccompanied youth. The City will also coordinate with affordable housing developers to increase unit availability and explore local policy tools to facilitate permanent housing development.

Helping low-income individuals and families avoid becoming homeless, especially extremely low-income individuals and families and those who are: being discharged from publicly funded institutions and systems of care (such as health care facilities, mental health facilities, foster care and other youth facilities, and corrections programs and institutions); or, receiving assistance from public or private agencies that address housing, health, social services, employment, education, or youth needs.

Preventing homelessness remains a core priority in PY 2025, especially for extremely low-income households and those at risk due to institutional discharge. ESG funds will continue to support rental and utility assistance for households in crisis. The City, through its Coordinated Entry system, works with hospitals, jails, mental health facilities, and foster care agencies to identify individuals being discharged and ensure they are connected to housing options before release. The County's Re-entry Program also plays a key role in diverting justice-involved individuals from homelessness. These efforts are coordinated with public and private service agencies that address health, housing, youth services, and economic stability.

These PY 2025 goals are directly informed by the 2025 Community Needs Assessment, which identified urgent gaps in housing access, the need for supportive housing placements, and the importance of targeted prevention efforts for households with limited resources and high vulnerability.

Discussion

AP-70 HOPWA Goals - 91.220 (l)(3)

One-year goals for the number of households to be provided housing through the use of HOPWA for:	
Short-term rent, mortgage, and utility assistance to prevent homelessness of the individual or family	0
Tenant-based rental assistance	50
Units provided in permanent housing facilities developed, leased, or operated with HOPWA funds	0
Units provided in transitional short-term housing facilities developed, leased, or operated with HOPWA funds	0
Total	50

AP-75 Barriers to affordable housing – 91.220(j)

Introduction:

Historically, El Paso's stock of lower-cost, quality housing has been an asset for the region. The lower cost of housing allowed households with modest incomes to afford quality housing and helped to attract businesses to the region. In recent years, housing has shifted from an asset to a challenge for the region. Housing affordability is an increasing burden on residents as they struggle to afford rent or access homeownership. At the same time, development along the edges of the City, coupled with disinvestment in existing neighborhoods, is undermining the economic strength of the region. El Paso faces a rapidly growing shortage of affordable rental housing for households earning less than \$30,000 a year. Currently, the El Paso region faces a shortage of approximately 2,300 rental housing units. That number is projected to expand by 2025.

Actions it planned to remove or ameliorate the negative effects of public policies that serve as barriers to affordable housing, such as land use controls, tax policies affecting land, zoning ordinances, building codes, fees, growth limitations, and policies affecting the return on residential investment

To eliminate barriers and provide high-quality, affordable housing, the following are the positive effects of public action:

The El Paso Regional Housing Plan, adopted by the City Council, lays out a strategy to ameliorate the barriers to affordable housing. That strategy includes the following:

Housing Trust Fund: Dedicate additional City and County funding sources to affordable housing projects.

Public Land Sale Policy: Establish a Request-for-Proposals process to sell infill sites in priority areas at a discount in exchange for affordable housing production or other public benefits. Dedicate local funding to assemble sites for development in priority areas.

9% Low Income Housing Tax Credit Local Support Criteria: Revise local criteria to promote mixed-income housing with deeper affordability in priority areas.

4% Low Income Housing Tax Credit Funding: Invest locally-controlled public funding for projects using 4% LIHTC to increase the production of affordable rental housing in partnership with the Housing Authority

DCHD sets aside funding each year for a Volunteer Housing Rehabilitation program where up to \$4,999 in CDBG funds are used in combination with applicant funding, donations and volunteers to provide housing rehabilitation for the elderly and/or disabled. This has proved to be a great way to increase housing rehabilitation within the City and assist people to remain in their homes longer at no cost to the homeowner.

[AP-85 Other Actions – 91.220\(k\)](#)

Introduction:

Actions planned to address obstacles to meeting underserved needs

In PY 2025, the City of El Paso will address underserved needs by expanding affordable housing, maintaining low-barrier shelter access, and improving outreach to families and youth. The City will strengthen partnerships with local agencies, prioritize deeply affordable rental units, and continue operating the Welcome Center and El Paso Helps outreach system. Efforts will also focus on increasing awareness of available services, reducing navigation barriers, and advocating for fair housing protections.

Actions planned to foster and maintain affordable housing

The City of El Paso plans to foster and maintain affordable housing for its residents by providing a variety of affordable housing programs to assist with the preservation, construction, and purchase of affordable housing that has been discussed elsewhere in this Plan (AP-55

Affordable Housing). In addition, the City will take advantage of appropriate opportunities to support the development or rehabilitation of multi-family, mixed-income income and mixed-use housing projects that have an affordable component.

Actions planned to reduce lead-based paint hazards

Although there are no indications of a significant problem with lead poisoning in El Paso, it still does occur. Consequently, the City of El Paso Public Health Department, other public health agencies, and private sector health care providers have continued to emphasize a “community level intervention” that consists of training and education prevention activities, screening, surveillance, risk management, and primary prevention. Until lead poisoning has been eliminated, the City of El Paso’s public health agencies will continue to devote much of their lead-poisoning prevention resources to case management services for poisoned children. In addition, the City of El Paso will continue to utilize its federal funding in the abatement of lead-based paint in houses that were built before 1978.

Lead-based paint hazard inspections and mitigation are a standard practice for the renovation of residential structures. Contractors and subcontractors are required to comply with all provisions on the detection and elimination of lead-based paint hazards set forth by HUD Regulation 24 CFR Part 35 – Lead-Based Paint Poisoning Prevention in Single-Family Owner-Occupied dwellings. The City of El Paso maintains and updates procedures in its federally funded housing renovation programs to ensure it follows all regulations.

Actions are planned to reduce the number of poverty-level families

The City will focus on housing stability as a core poverty-reduction strategy by investing in tenant-based rental assistance, permanent housing placements, and public services that meet basic needs. Programs target extremely low-income families, aiming to reduce cost burdens and prevent displacement

Actions planned to develop the institutional structure

To strengthen internal capacity, the City will continue aligning Consolidated Plan goals with departmental operations, improve data collection through CNA and public engagement, and provide technical assistance to partners to increase project readiness and impact

Actions planned to enhance coordination between public and private housing and social service agencies

The City will maintain active coordination with the Continuum of Care, housing developers, and nonprofits through regular meetings and joint planning. Collaborative efforts focus on housing access, resource alignment, and system-level improvements that support vulnerable populations across sectors.

Program Specific Requirements

AP-90 Program Specific Requirements – 91.220(l) (1,2,4)

Introduction:

Community Development Block Grant Program (CDBG)

Reference 24 CFR 91.220(l)(1)

Projects planned with all CDBG funds expected to be available during the year are identified in the Projects Table. The following identifies program income that is available for use that is included in projects to be carried out.

1. The total amount of program income that will have been received before

The start of the next program year, and that has not yet been reprogrammed - \$260,000

2. The amount of proceeds from the section 108 loan guarantees that will be

used during the year to address the priority needs and specific objectives

identified in the grantee's strategic plan - \$0

3. The amount of surplus funds from urban renewal settlements - \$0

4. The amount of any grant funds returned to the line of credit for which the
Planned use has not been included in a prior statement or plan. - \$0

5. The amount of income from float-funded activities - \$0

Total Program Income - \$260,000

Other CDBG Requirements

1. The amount of urgent need activities- \$0

HOME Investment Partnership Program (HOME)

Reference 24 CFR 91.220(l)(2)

1. A description of other forms of investment being used beyond those identified in Section 92.205 is as follows:

The City seeks to leverage significant public and private funding for the development of affordable rental units by making available HOME funds to support approximately 50% of per-unit funding, requiring developers to find other funding sources for the remainder of the per-unit costs. Developers are encouraged to explore all possible outside funding sources, including LIHTCs, Housing Trust Fund grants, project-based vouchers, project-based rental assistance, operating cost reserves, state or local sources, or a combination of these and other resources before submitting an application to the City for gap financing.

2. A description of the guidelines that will be used for resale or recapture of HOME funds when used for homebuyer activities, as required in 92.254, is as follows:

Subrecipients shall comply with all guidelines for the resale and recapture of HOME funds as indicated in CFR 92.254. The recaptured funds will be treated by the City as program income, which is income that is required to be utilized to assist other HOME eligible activities.

3. A description of the guidelines for resale or recapture that ensures the affordability of units acquired with HOME funds? See 24 CFR 92.254(a)(4) are as follows:

The recaptured funds will be treated by the City as program income, which is income that is required to be utilized to assist other HOME-eligible activities serving any of the City's housing programs. The City's recapture policy is noted in Unique Grantee Appendices.

4. Plans for using HOME funds to refinance existing debt secured by multifamily housing that is rehabilitated with HOME funds, along with a description of the refinancing guidelines required that will be used under 24 CFR 92.206(b), are as follows:

For single-family owner-occupied housing, when lending HOME funds to rehabilitate housing, refinancing is allowed only if it excludes a lien created as a result of an extension of “home equity” credit under Section 50, Article XVI, Texas Constitution; and refinancing is necessary to reduce the overall housing costs to the borrower and make the housing more affordable and if the rehabilitation costs are greater than the amount of debt that is refinanced. The City must have a first lien after refinancing. The amount being refinanced is in the form of a loan at the owner-occupant’s qualifying interest rate for the rehabilitation loan.

5. If applicable to a planned HOME TBRA activity, a description of the preference for persons with special needs or disabilities. (See 24 CFR 92.209(c)(2)(i) and CFR 91.220(l)(2)(vii)).

Not applicable.

6. If applicable to a planned HOME TBRA activity, a description of how the preference for a specific category of individuals with disabilities (e.g. persons with HIV/AIDS or chronic mental illness) will narrow the gap in benefits and the preference is needed to narrow the gap in benefits and services received by such persons. (See 24 CFR 92.209(c)(2)(ii) and 91.220(l)(2)(vii)).

Not applicable.

7. If applicable, a description of any preference or limitation for rental housing projects. (See 24 CFR 92.253(d)(3) and CFR 91.220(l)(2)(vii)). Note: Preferences cannot be administered in a manner that limits the opportunities of persons on any basis prohibited by the laws listed under 24 CFR 5.105(a).

Not applicable.

Emergency Solutions Grant (ESG)

Reference 91.220(l)(4)

- 1. Include written standards for providing ESG assistance (may include as an attachment)**

Included as an attachment

2. If the Continuum of Care has established a centralized or coordinated assessment system that meets HUD requirements, describe that centralized or coordinated assessment system.

Centralized or Coordinated Assessment System Overview

The Continuum of Care (CoC) has established a Coordinated Entry System (CES) that fully aligns with HUD requirements to ensure that individuals and families experiencing homelessness have fair and equal access to housing and services. The CES operates with the following key features:

- **Standardized Access and Assessment:** All access points use the same assessment tools and protocols to evaluate the needs and vulnerability of participants. This ensures consistent data collection and equitable evaluation of service needs across populations (e.g., single adults, families, youth).
- **Participant-Centered Approach:** The system emphasizes low-barrier, voluntary participation and client choice, enabling participants to engage without preconditions and to select from available housing options that best suit their preferences and needs.
- **Housing-Focused Assessment:** The CES is designed to prioritize those with the greatest needs for housing interventions, not merely service connections. Assessments focus on housing barriers, vulnerabilities, and history of homelessness to support effective prioritization.
- **Prioritization and Referral:** Using objective criteria and a community-approved prioritization policy, the CES matches participants to appropriate housing and services based on need and availability. The process is transparent, consistent, and continuously refined through data analysis and community feedback.
- **Prevention and Diversion Integration:** Front-door screening includes steps to identify opportunities for homelessness prevention or diversion, allowing households to remain stably housed, when possible, without entering the homeless system.

3. Identify the process for making sub-awards and describe how the ESG allocation is available to private nonprofit organizations (including community and faith-based organizations).

For the allocation of Emergency Solutions Grant (ESG) funds to private nonprofit organizations, the City of El Paso employs a thorough process. Through a Notice of Funding Availability (NOFA), private nonprofit entities are invited to submit proposals. The applications undergo rigorous review by the Department of Community and Human Development (DCHD) staff and a Technical Advisory Review Panel (TARP), comprising community members with relevant expertise. Final funding decisions are made based on the agency's past

performance (if applicable), completeness of proposals, community impact, and program eligibility. Recommendations are then reviewed by the Community Needs Advisory Committee (CNAC) and ultimately presented to the City Council for approval.

4. If the jurisdiction is unable to meet the homeless participation requirement in 24 CFR 576.405(a), the jurisdiction must specify its plan for reaching out to and consulting with homeless or formerly homeless individuals in considering policies and funding decisions regarding facilities and services funded under ESG.

To ensure that policies and decisions regarding homelessness are informed by the firsthand experiences and perspectives of those affected, the City of El Paso mandates that subrecipients include homeless or formerly homeless individuals in their policy-making processes. This requirement underscores the City's commitment to inclusivity and empowerment, acknowledging the valuable insights that individuals with lived experiences can offer in shaping effective strategies.

5. Describe performance standards for evaluating ESG.

The Continuum of Care (CoC) evaluates Emergency Solutions Grant (ESG) funded programs based on performance standards that reflect both HUD requirements and locally adopted benchmarks. These standards are intended to ensure the effectiveness, efficiency, and housing outcomes of ESG projects, typically including Emergency Shelter, Street Outreach, Homelessness Prevention, and Rapid Rehousing components.

1. Housing Outcomes

- Permanent Housing Exit Rates:
 - Emergency Shelters: ≥ 60% of program exits should result in placement into permanent housing.
 - Street Outreach: ≥ 40% of client exits should result in a permanent housing destination.
 - Rapid Rehousing: ≥ 80% of program exits should result in permanent housing.
- Positive Housing Outcomes (SO to ES/TH): ≥ 20% for Street Outreach clients.

2. Timeliness of Services

- Average Length of Stay:
 - Emergency Shelter: ≤ 60 days.
 - Transitional Housing (if funded under ESG): ≤ 180 days.
- Rapid Rehousing Move-In: Households should be housed within 45 days of program eligibility.

3. System Coordination (CES Integration)

- ESG-funded programs must fully participate in the CoC's Coordinated Entry System (CES), with:
 - 100% referral acceptance rate.
 - Response time to referrals: ≤ 3 business days.

4. Data Quality and Timeliness

- Programs are required to enter complete data into HMIS within 4 days of both client entry and exit.

5. Income and Self-Sufficiency Progress (where applicable)

- For ESG-funded Rapid Rehousing and Transitional Housing programs:
 - Increase in Earned Income: $\geq 25\text{--}30\%$
 - Increase in Total Income: $\geq 45\text{--}50\%$

6. Minimizing Returns to Homelessness

- ESG programs aim to keep exits into homelessness under 2%, particularly for those exiting from Rapid Rehousing or PSH.

Monitoring and Compliance

These performance standards are evaluated through:

- HMIS data reviews
- Quarterly and annual performance reports

- Monitoring visits
- Participant outcome tracking
- Participation in CE and CoC planning

Programs failing to meet these benchmarks may be required to submit performance improvement plans, participate in technical assistance, or face potential reallocation of funds.

Housing Opportunities for People with AIDS/HIV (HOPWA) - Program Specific Requirements

Reference 91.220(l)(3)

HOPWA Application Process Overview

The City of El Paso ensures that HOPWA funds are distributed equitably and transparently, considering the critical services provided by private nonprofit organizations. To achieve this, the Department of Community and Human Development (DCHD) manages a meticulous process that involves multiple steps to evaluate and allocate funds. Private nonprofits, alongside city departments, have the opportunity to apply for funding through a Notice of Funding Availability (NOFA). Once submitted, proposals undergo thorough scrutiny by DCHD staff and a Technical Advisory Review Panel (TARP), comprising knowledgeable community members. This panel assesses each proposal based on various criteria, such as past performance, completeness, and potential community impact. Those meeting the criteria and scoring above a predetermined threshold are then invited to present their proposals to the TARP for further consideration. Following this presentation, the TARP deliberates and formulates a final recommendation, which is then reviewed by the Community Needs Advisory Committee (CNAC) and ultimately presented to the City Council for approval. This comprehensive process ensures that HOPWA funds are allocated fairly and responsibly, maximizing their impact in addressing the needs of individuals and communities affected by HIV/AIDS in El Paso.

References

City of El Paso, Department of Community and Human Development. (2024). *Citizen Participation Plan*.
<https://www.elpasotexas.gov/community-and-human-development>

El Paso Housing Authority. (2024). *PHA Annual and Five-Year Plan FY2025–2029*.

El Paso Regional Housing Plan. (2019). *El Paso Regional Housing Plan*.

Emergence Health Network. (2024). *Mental Health Services*. <https://emergencehealthnetwork.org>

Measurement Resources Company. (2024). *Project Bravo Current State Report: Community Needs Assessment*.

Recovery Alliance. (2024). *Project Punto de Partida*. <https://www.recoveryalliance.net>

Texas Department of Housing and Community Affairs. (2024). *State of Texas Low Income Housing Plan and Annual Report*. <https://www.tdhca.state.tx.us>

Texas Workforce Investment Council. (2024). *People with Disabilities: A Texas Profile*. <https://gov.texas.gov/organization/twic>

U.S. Department of Housing and Urban Development. (n.d.). *Comprehensive Housing Market Analysis: El Paso, Texas*. <https://www.huduser.gov>

U.S. Census Bureau. (n.d.). *American Community Survey (ACS)*. <https://www.census.gov>