

CIP Year End Report

November 3, 2025



- **FY 2025**
 - Results
 - Accomplishment Highlights
- **Quality of Life Bond**
- **2019 Public Safety Bond**
- **Community Progress Bond**
- **Capital Plans**
 - 2017 Capital Plan
 - 2018 Capital Plan
 - 2019 Capital Plan
 - 2020 Capital Plan



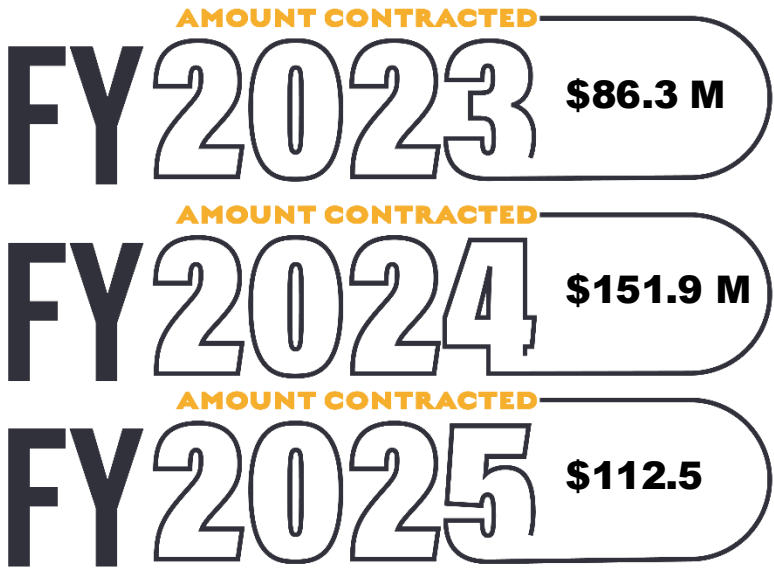
FY 2025 Results



FY 2025

Encumbrances

Month	Encumbrances FY 2023	Encumbrances FY 2024	*Encumbrances FY 2025
Sept	\$24,545,419	\$4,352,607	\$5,592,696
Oct	\$3,048,637	\$34,791,523	\$10,637,721
Nov	\$9,188,824	\$11,298,360	\$2,574,247
Dec	\$3,187,089	\$2,954,241	\$35,533,844
Jan	\$19,951,803	\$3,353,293	\$32,520,862
Feb	\$8,761,525	\$6,559,581	\$1,569,174
Mar	\$8,432,271	\$11,189,385	\$6,329,264
Apr	\$5,342,025	\$14,389,690	\$2,203,969
May	\$3,049,342	\$6,450,941	\$2,414,956
Jun	\$4,037,660	\$9,002,041	\$6,554,613
Jul	\$6,274,069	\$26,215,496	\$3,373,673
Aug	\$3,066,037	\$21,322,820	\$3,196,889
Total	\$86,336,564	\$151,879,978	\$112,501,909



*FY 25 – Preliminary Encumbrances

FY 2025 Expenditures

Month	Payments FY 23	Payments FY 24	Payments FY 25
Sept	\$1,387,128	\$1,375,241	\$176,157
Oct	\$8,780,413	\$7,319,919	\$4,790,637
Nov	\$8,896,357	\$9,591,304	\$6,011,858
Dec	\$7,185,717	\$6,343,098	\$9,658,675
Jan	\$10,557,805	\$8,923,846	\$7,940,988
Feb	\$9,685,128	\$9,064,121	\$5,749,583
Mar	\$11,520,722	\$8,824,315	\$8,464,210
Apr	\$11,548,121	\$7,254,319	\$11,034,312
May	\$8,749,626	\$10,255,867	\$12,646,303
Jun	\$9,744,589	\$7,482,366	\$7,783,169
Jul	\$12,498,650	\$6,896,101	\$11,250,733
Aug	\$20,959,372	\$18,430,973	\$23,443,678
Total	\$121,513,626	\$101,761,470	\$108,950,304

OVER
\$930 M
 SPENT FY 18 – FY 25

*FY 25 – Preliminary Expenditures

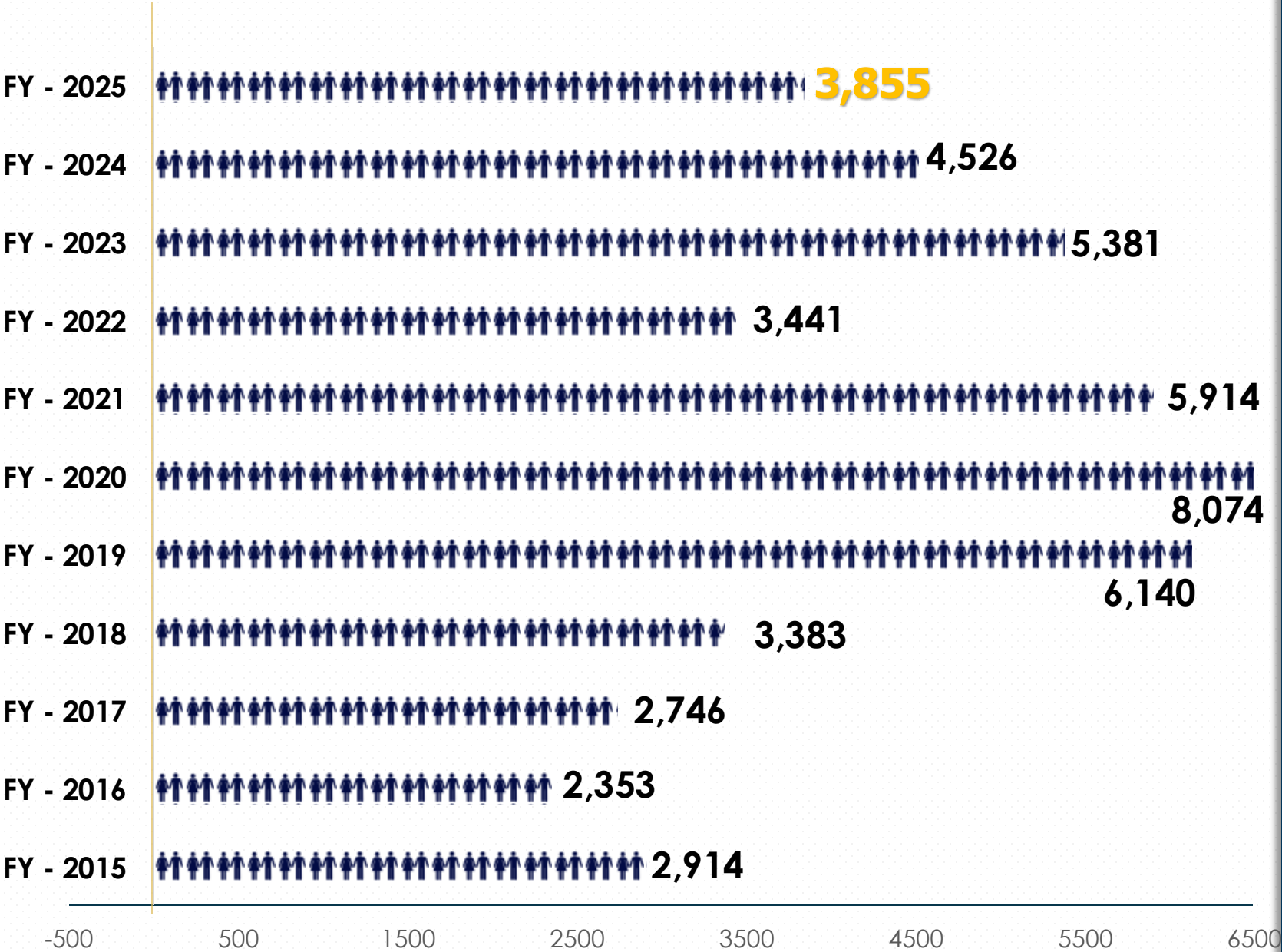
Impacts for spending **\$109 M**

(September 2024 –2025)

Approximately **\$54,500,000** spent on labor costs

\$ 1 million
of construction projects
involves roughly
\$500,000 in labor
costs

JOBS SUPPORTED VIA CIP



Capital Projects have generated approximately

55,085
JOBS

From Sep 2011 through Feb 2025

Accomplishment Highlights



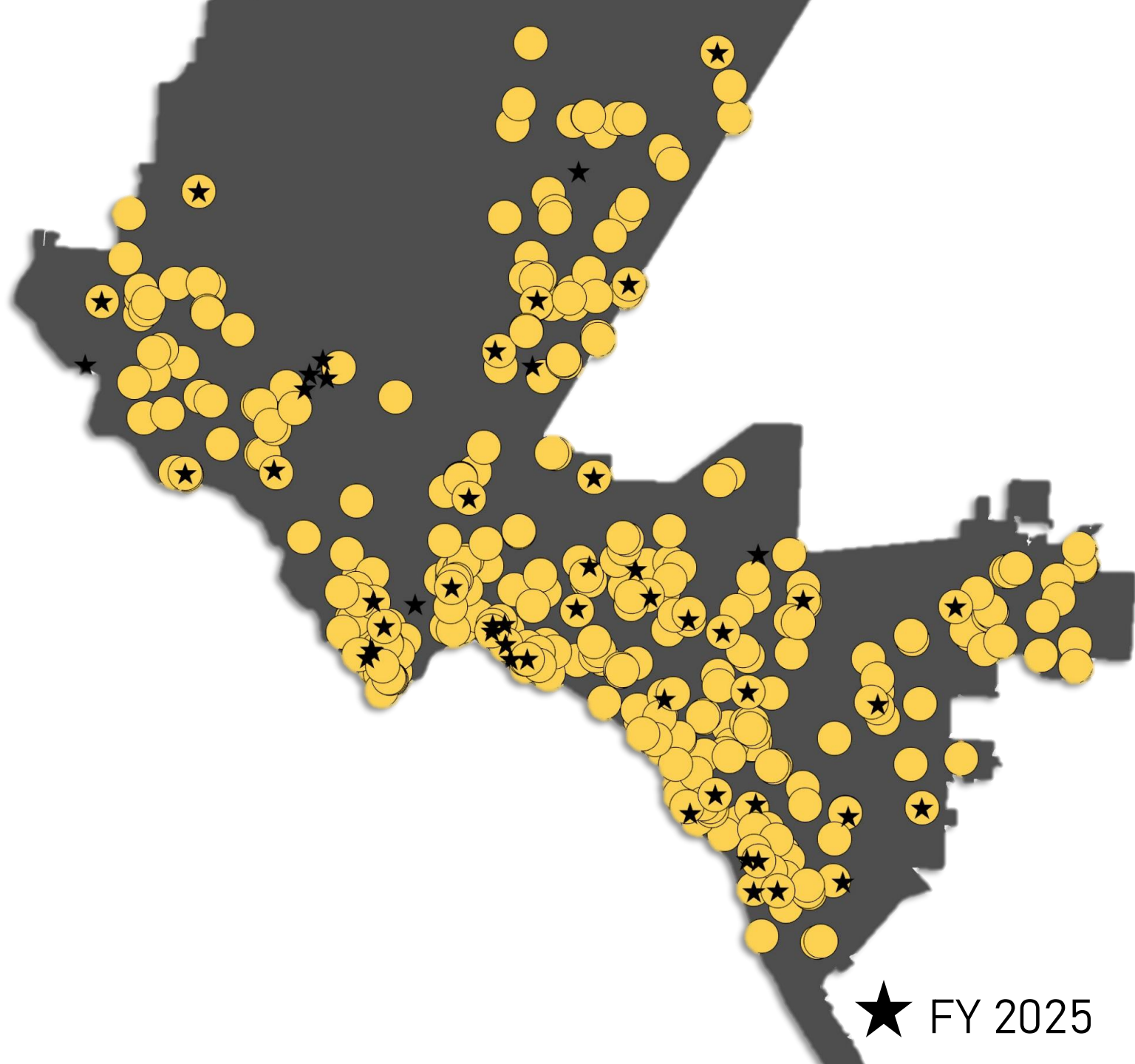
FY 2025

**43 COMPLETED
PROJECTS!**


625

Total Completed Projects

FY 15 - Present



Funding per Capital Plan



Capital Plan	Approval Date	Fund	Budget	Expenses	Pre-Encumbered	Encumbered	Remaining Budget
2012 Quality of Life Prop 1 (Park/Zoo)	11/6/12	4800	\$245,728,955	\$225,488,046	\$577,558	\$3,241,313	\$16,422,038
2012 Quality of Life Prop 2 (Lib/MCAD)	11/6/12	4800	\$51,064,126	\$48,992,267	\$0	\$93,989	\$1,977,870
Multi-Purpose Center (MPC)	11/6/12	4800	\$51,791,161	\$51,791,161	\$0	\$0	\$0
2019 Public Safety Bond	11/5/19	4820	\$413,122,650	\$119,635,860	\$26,016,267	\$22,089,767	\$245,380,755
Community Progress Bond	11/8/2022	4825	\$272,480,000	\$25,384,765	\$19,361,952	\$8,177,580	\$219,555,703
2012 Street Infrastructure	6/26/12	4740	\$218,400,000	\$203,725,119	\$0	\$827,290	\$13,847,591
2017 Capital Plan	8/7/17	4741	\$71,500,000	\$61,395,202	\$8,373,987	\$1,478,115	\$252,697
2018 CIP-Eastside Sports Complex Phase II	12/19/17	4744	\$14,532,000	\$13,987,952	\$0	\$438,601	\$105,447
*2018 Capital Plan	12/18/17	4743	\$76,735,148	\$64,224,070	\$52,571	\$932,588	\$11,525,918
*2019 Capital Plan	4/30/18	4745	\$112,080,000	\$68,964,629	\$9,433,253	\$1,019,156	\$32,662,962
2020 Capital Plan	12/10/19	4746	\$46,026,015	\$38,626,840	\$0	\$2,674,295	\$4,724,879

2012 Quality of Life Bonds

\$348,584,242



Project Phase	Design	Bidding	Construction	Completed
Number of Projects	4	1	6	224

4 Projects in Design

Project	District	Budget	Construction Start
Asia Forest Skylight Roof Replacement	ZOO	\$691,063	Summer 2026
Central Flat Field (Modesto)	2	\$7,000,000	Summer 2027
Endangered Species Breeding Center	ZOO	\$699,092	Spring 2027
South American Pavilion Phase II	ZOO	\$1,505,469	Summer 2027
	TOTAL	\$9,895,624	


1 Projects in Bidding

Project	District	Budget	Construction Start
Paved Trails - Montana to I-10	3,6,7	\$2,218,825	Summer 2026
	TOTAL	\$2,218,825	



6 Projects in Construction

Project	District	Budget	Construction Completion
Paved Trails - Mountain to River Trails System	1	\$1,663,596	Summer 2026
Bear Ridge Trailhead	1	\$214,200	Summer 2026
Chalio Acosta Sports Center HVAC Improvements	2	\$2,251,545	Fall 2025
East Cave Park Improvements NIP V	5	\$418,904	Early 2026
Komodo Dragon Exhibit	ZOO	\$3,720,928	Early 2026
Paved Trails - Tierra Del Este	5	\$1,198,726	Early 2026
	TOTAL	\$9,467,899	



2019 PUBLIC SAFETY BOND

\$413,122,650 M



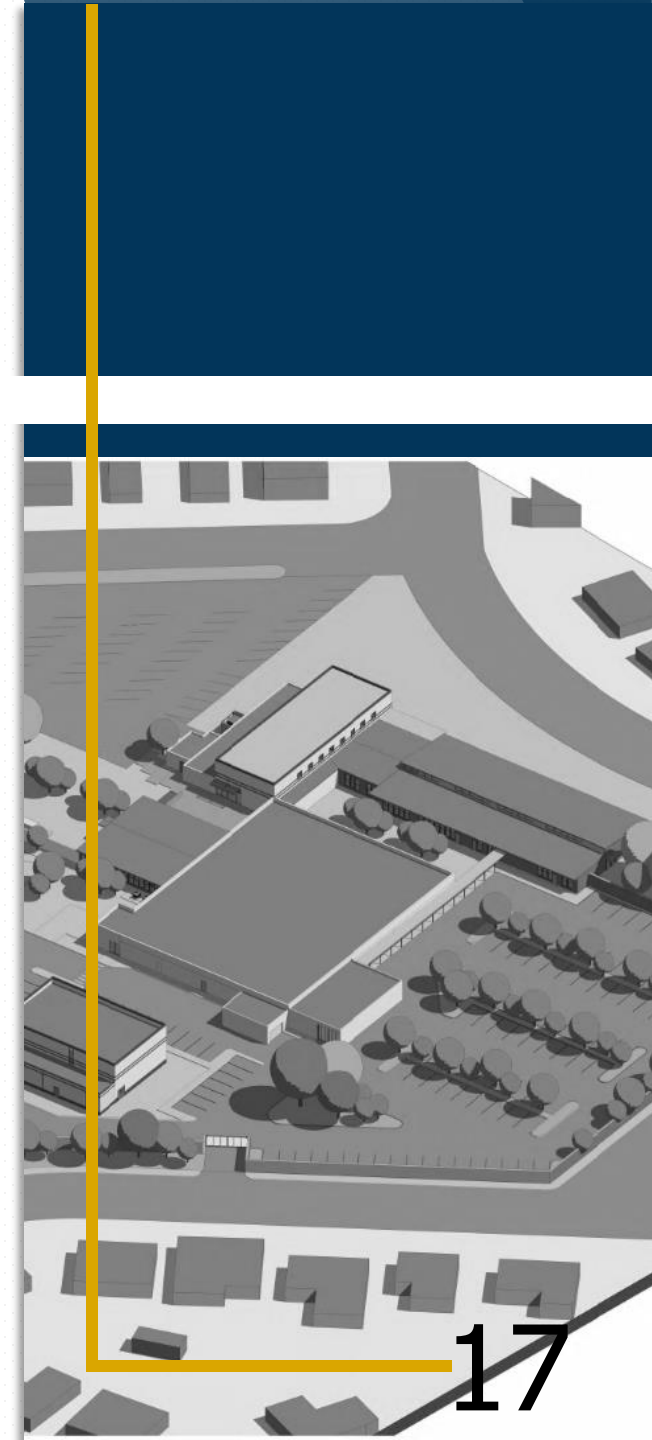
Project Phase	Pre-Design	Design	Bidding	Construction	Completed
Number of Projects	8	9	1	7	15

8 Projects in Pre-Design

Project	District	Budget	Construction Start
Fire Department Training Academy and Vehicle Maintenance Repair and Supply Acquisition / Distribution and logistics Center	3	\$28,474,925	Summer 2026
Fire Department Headquarters	3	\$28,474,925	Summer 2026
Mission Valley Regional Command Center Renovation	7	\$6,745,706	Spring 2027
Police Department Training Academy	3	\$19,104,000	Summer 2026
Westside Regional Command Center Renovation	1	\$11,338,464	Summer 2027
	TOTAL	\$94,138,020	

9 Projects in Design

Project	District	Budget	Construction Start
Fire Station 2 - Renovation	1	\$1,585,075	Winter 2026
Fire Station 27 Renovation	1	\$1,375,492	Spring 2026
Fire Station 28 Renovation	4	\$2,567,310	Fall 2026
Fire Station 6 Renovation	6	\$1,375,458	Summer 2026
Fire Station 7 Renovation	2	\$2,660,631	Summer 2026
Northeast Regional Command Center Renovation	4	\$11,345,655	Fall 2026
Pebble Hills Regional Command Center Renovation	3	\$8,081,821	Early 2027
Police Department Central Regional Command	3	\$23,616,000	Summer 2026
Police Department Headquarters	3	\$86,476,800	Summer 2026
	TOTAL	\$139,084,242	



1 Projects in Bidding

Project	District	Budget	Construction Start
Fire Station 18 Renovation	7	\$991,688	Summer 2026 (After completion of FS 24)
	TOTAL	\$991,688	

7 Projects in Construction

Project	District	Budget	Construction Completion
Fire Department Special Operations Division	8	\$23,919,244	Early 2026
Fire Station 20 Renovation	3	\$1,435,228	Spring 2026
Fire Station 22 Renovation	8	\$6,055,433	Early 2026
Fire Station 23 Renovation	4	\$1,525,245	Spring 2026
Fire Station 24 Renovation	7	\$1,932,949	Spring 2026
Fire Station 38	5	\$11,328,000	Winter 2025
Mission Valley Regional Command Center Renovation- Locker Room Restrooms Only	7	\$360,000	Fall 2025
	TOTAL	\$46,556,099	



COMMUNITY PROGRESS BOND

\$272,480,000



Project Phase	Pre-Design	Design	Bidding	Construction	Completed
Number of Projects	1	6	7	3	10

1 Projects in Pre-Design

Project	District	Budget	Construction Start
Safe Routes to parks	All	\$5,800,000	2027
	TOTAL	\$5,800,000	

6 Project in Design

Project	District	Budget	Construction Start
Airway Extension	3	\$12,497,886	Spring 2027
Hondo Pass Reconstruction (EPW)	4	\$5,080,000	Spring 2026 (EPW)
Montwood Extension	5	\$20,185,712	Summer 2026
Resler Extension	1	\$19,316,402	Summer 2026
Rojas Street Reconstruction	7	\$6,320,000	Summer 2026
Vista Del Sol Street Reconstruction Phase II	6	\$9,020,000	Spring 2026
	TOTAL	\$72,420,000	



7 Projects in Bidding

Project	District	Budget	Construction Start
Alameda & Polo Inn Traffic Signal	3	\$907,679	Early 2026
All-Abilities Playground-Regional	7	\$10,000,000	Summer 2026
Blackie Chesher Park Canopy	7	\$437,500	Fall 2025
Pebble Hills Reconstruction	5, 6, 3	\$12,370,000	Fall 2025
Redd & Gus Rails Traffic Signal	1	\$907,679	Early 2026
Tierra Este & RC Poe Traffic Signal	5	\$907,679	Early 2026
Vista Del Sol Reconstruction	7	\$8,040,000	Winter 2025
	TOTAL	\$33,570,537	

3 Projects in Construction

Project	District	Budget	Construction Completion
Hawkins & WH Burges Traffic Signal	3	\$874,527	Summer 2026
PDN Rd. & Northern Pass Traffic Signal	1	\$1,081,391	Spring 2026
PDN Rd. & West Town Entrance Traffic Signal	1	\$600,000	Winter 2025
	TOTAL	\$2,555,918	



2017 CAPITAL PLAN

\$71,500,000



Project Phase	Design	Bidding	Construction	Completed
Number of Projects	1	1	6	62

1 Project in Design


Project	District	Budget	Construction Start
Cedar Grove Subdivision Improvements	3	\$987,869	Winter 2025
	TOTAL	\$987,869	

1 Project in Bidding

Project	District	Budget	Construction Start
Eastside Regional Park Phase 2	5	\$6,500,000	Early 2026
	TOTAL	\$6,500,000	

6 Projects in Construction

Project	District	Budget	Construction Completion
Border Highway West Shared Use Path	8	\$1,980,194	Winter 2025
Doniphan and Bird Signal	1	\$918,000	Spring 2026
Doniphan and West Green Signal	1	\$849,000	Spring 2026
MCAC Art Museum HVAC Chiller Replacement	DTWN	\$2,920,071	Early 2026
McRae (FM2316) SUP Montwood to Album Ph I*	3	\$3,080,099	Summer 2026
Playa Drain SUP Padilla to Zaragoza*	7	\$1,706,311	Early 2026
	TOTAL	\$11,453,675	



2018 CAPITAL PLAN

\$76,735,148



Project Phase	Design	Construction	Completed
Number of Projects	1	1	29

SIB Loan Funded

1 Project in Design

Project	District	Budget	Construction Start
Railroad Reconstruction	4	\$23,822,361	Early 2027
	TOTAL	\$23,822,361	

1 Projects in Construction

Project	District	Budget	Construction Completion
Sean Haggerty Extension	4	\$34,247,052	Early 2027
	TOTAL	\$42,658,954	



2019 CAPITAL PLAN

\$112,080,000




Project Phase	Design	Bidding	Completed
Number of Projects	6	1	16

6 Project in Design

Project	District	Budget	Construction Start
Downtown Bicycle Improvements Ph I	8	\$2,828,195	Spring 2026
Piedras Reconstruction Phase I & Sun City Lights D2	2, 8	\$1,829,388	Summer 2026
Sun City Lights - District 7 (Pueblo Viejo Park)	7	\$1,297,471	Spring 2026
Sun City Lights -District 6 (Marty Robbins Park)	6	\$1,297,471	Spring 2026
Traffic Management Center (TMC) - Upgrades PH I (Design for PH II, III, IV, V)	CW	\$5,360,329	Early 2027
	TOTAL	\$12,612,854	

1 Projects in Bidding

Project	District	Budget	Construction Start
Sunland Park, Shadow Mt. / Westwind / Redd Road Phase II / Executive Center Roadway Lighting & Landscape Improvements	1, 8	\$10,727,200	Winter 2025
	TOTAL	\$10,727,200	



2020 CAPITAL PLAN

\$46,026,015



Project Phase	Design	Completed
Number of Projects	1	37

1 Project in Design

Project	District	Budget	Construction Start
Sun City Lights -MCA	2	\$1,877,950	Spring 2026
	TOTAL	\$1,877,950	



MISSION



Deliver exceptional services to support a high quality of life and place for our community.

VISION



Develop a vibrant regional economy, safe and beautiful neighborhoods and exceptional recreational, cultural and educational opportunities powered by a high performing government.



VALUES

Integrity, **R**espect, **E**xcellence,
Accountability, **P**eople

MISIÓN



Brindar servicios excepcionales
para respaldar una vida y un
lugar de alta calidad para
nuestra comunidad

VISIÓN



Desarrollar una economía regional
vibrante, vecindarios seguros y
hermosos y oportunidades
recreativas, culturales y educativas
excepcionales impulsadas por un
gobierno de alto desempeño



VALORES

Integridad, Respeto, Excelencia,
Responsabilidad, Personas