



# FY 2021 4<sup>th</sup> Quarter Financial Report

(Preliminary & Unaudited as of 8/31/2021)

November 23, 2021

## MISSION



Deliver exceptional services to support a high quality of life and place for our community

## VISION



Develop a vibrant regional economy, safe and beautiful neighborhoods and exceptional recreational, cultural and educational opportunities powered by a high performing government



## VALUES

Integrity, **R**espect, **E**xcellence,  
**A**ccountability, **P**eople

# Agenda

- Summary
- Revenues
- Expenditures
- Recommendation

# Budget Focus

- Focus on long-term financial sustainability
- Increasing reserves and budget stabilization fund
- Lowering taxes for seniors and disabled
- Investing in the workforce
- Addressing decades of neglect and spending on priorities – streets, police, and fire
- Completing the 2012 Quality of Life bond projects

# Property Taxes by Entity



SCHOOL DISTRICT  
43%



CITY  
29%



COUNTY  
15%



UMC  
8%



EPCC  
5%

# FY 2021 General Fund (FY ending 8/31/2021)



	FY 2021 Budget	FY 2021 Actuals	Variance
Revenue.....	\$456,985,321	\$484,441,825	\$27,456,504
Expenses.....	\$456,985,321	\$454,494,996	\$2,490,325
 FY 2021 Surplus / (Deficit).....			<b>\$29,946,829</b>

\*FY 2021 actuals are preliminary and unaudited

# FY 2021 General Fund Revenues

## (FY ending 8/31/2021)



Category	FY 2021 Budget	FY 2021 Actuals	\$ Over/(Under) Variance
Property Taxes.....	226,894,834	226,894,834	0
Sales Taxes.....	97,572,139	114,096,007	16,523,868
Franchise Fees.....	45,465,495	52,860,037	7,394,542
Charges For Services.....	32,267,367	29,717,603	(2,549,764)
Other Sources (Uses).....	36,155,201	37,215,950	1,060,749
Licenses And Permits.....	10,640,778	13,962,849	3,322,071
Fines And Forfeitures.....	4,950,740	6,831,456	1,880,716
Rents And Other.....	1,954,438	1,264,338	(690,100)
Intergovernmental .....	984,329	1,376,150	391,821
Interest.....	100,000	222,601	122,601
<b>Total Revenues .....</b>	<b>\$456,985,321</b>	<b>\$484,441,825</b>	<b>\$27,456,504</b>

\*FY 2021 actuals are preliminary and unaudited



# City Sales Tax Collections



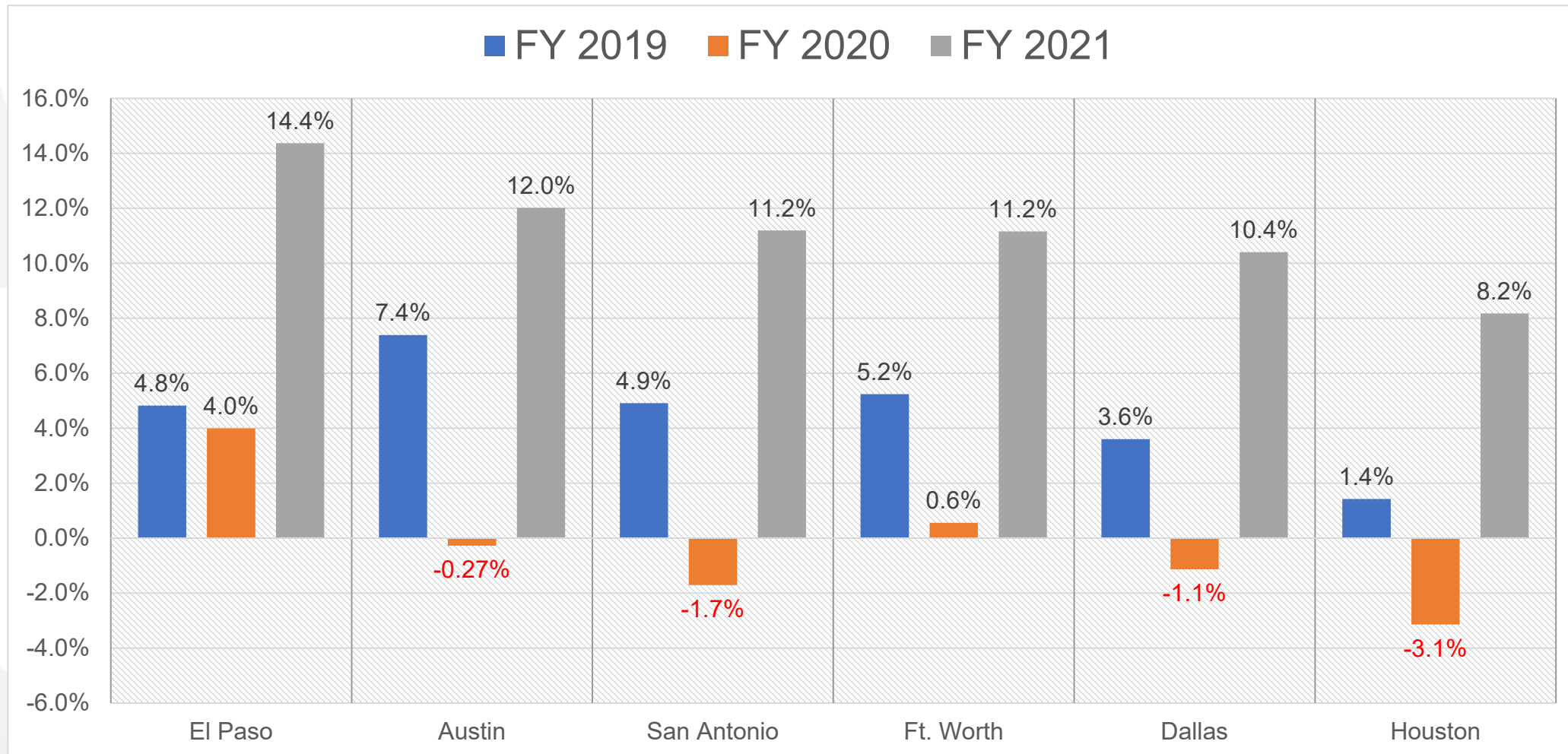
MONTH	FY 2019	FY 2020	FY 2021	FY2020 - FY2021 \$ VARIANCE	FY2020 - FY2021 % VARIANCE
September	8,016,728	8,531,453	9,249,868	718,415	8.4%
October	6,654,004	8,196,972	8,151,893	(45,079)	-0.5%
November	7,534,722	8,000,613	8,114,935	114,322	1.4%
December	9,823,987	11,043,946	10,970,054	(73,892)	-0.7%
January	6,723,544	7,708,830	8,069,558	360,729	4.7%
February	6,907,203	6,985,854	7,616,442	630,588	9.0%
March	9,033,420	8,039,429	10,975,509	2,936,080	36.5%
April	7,727,934	6,680,305	9,309,326	2,629,021	39.4%
May	7,578,589	7,724,896	9,617,957	1,893,062	24.5%
June	8,495,973	8,907,540	10,898,661	1,991,121	22.4%
July	7,764,926	8,017,974	9,613,617	1,595,642	19.9%
August	7,591,264	7,759,741	9,033,541	1,273,799	16.4%
<b>Total</b>	<b>\$93,852,294</b>	<b>\$97,597,554</b>	<b>\$111,621,362</b>	<b>\$14,023,808</b>	<b>14.4%</b>





# City Sales Tax Collections

## Top 6 Texas Cities



# FY 2021 General Fund Expenses

## (FY ending 8/31/2021)



Strategic Goal	FY 2021 Budget	FY 2021 Actuals	\$ (Over)/Under Variance
Economic Development.....	1,837,755	1,837,873	(118)
Public Safety.....	277,071,145	279,172,731	(2,101,587)
Visual Image.....	7,343,043	6,639,762	703,280
Quality of Life.....	42,838,506	41,385,985	1,452,521
Communication.....	23,162,937	22,464,034	698,903
Sound Governance.....	50,985,356	52,505,095	(1,519,739)
Infrastructure.....	46,249,731	44,143,098	2,106,633
Healthy, Sustainable Community.....	7,496,849	6,346,417	1,150,432
<b>Total Expenditures.....</b>	<b>\$456,985,321</b>	<b>\$454,494,996</b>	<b>\$2,490,325</b>

\*FY 2021 actuals are preliminary and unaudited

# FY 2021 General Fund Expenses

## (FY ending 8/31/2021)



CATEGORY	FY 2021 Budget	FY 2021 Actuals	\$ (Over)/Under Variance
Personal Services .....	327,287,547	332,191,198	(4,903,651)
Contractual Services.....	39,597,601	37,776,147	1,821,454
Materials & Supplies.....	21,146,918	17,436,652	3,710,266
Operating.....	23,925,285	23,481,662	443,623
Non-Operating.....	1,638,732	941,679	697,053
Intergovernmental.....	1,503,477	951,329	552,148
Transfers.....	40,342,762	40,411,506	(68,744)
Capital.....	1,542,997	1,304,821	238,176
<b>Total Expenditures.....</b>	<b>\$456,985,321</b>	<b>\$454,494,996</b>	<b>\$2,490,325</b>

\*FY 2021 actuals are preliminary and unaudited



# FY 2021 General Fund (FY ending 8/31/2021)

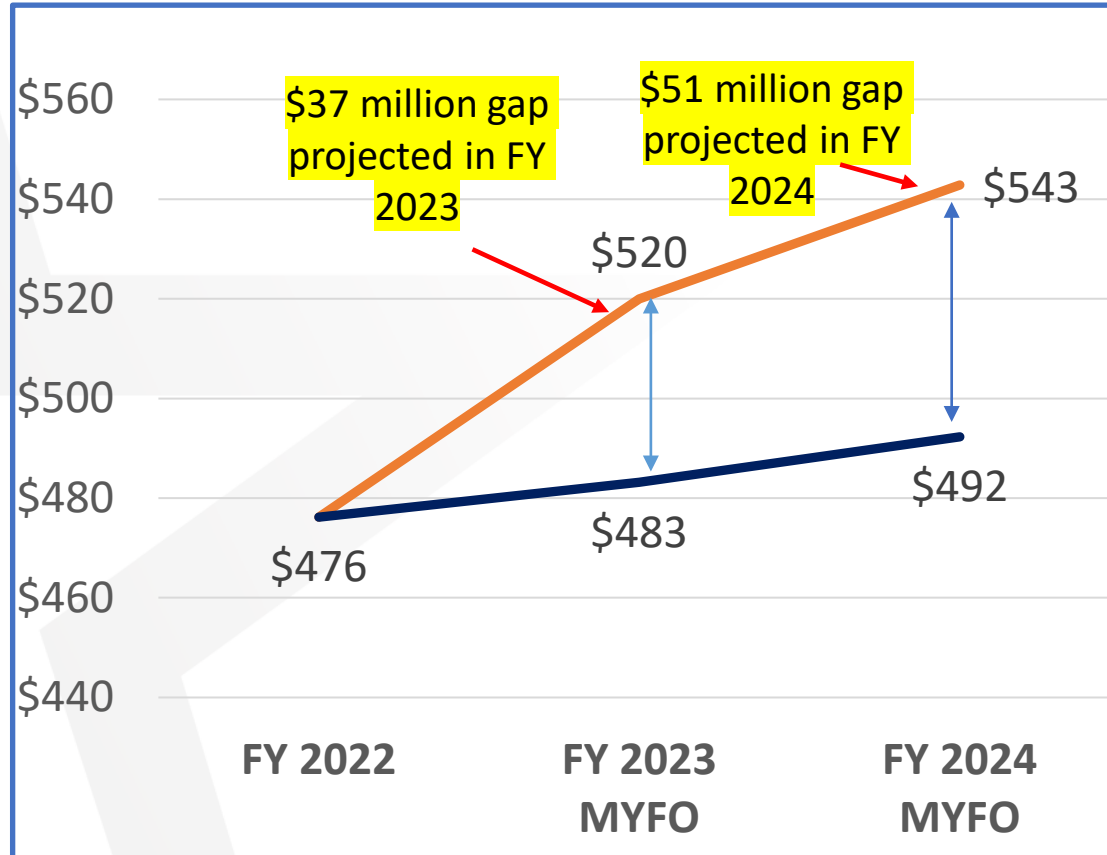


	FY 2021 Budget	FY 2021 Actuals	Variance
Revenue.....	\$456,985,321	\$484,441,825	\$27,456,504
Expenses.....	\$456,985,321	\$454,494,996	\$2,490,325
 FY 2021 Surplus / (Deficit).....			<b>\$29,946,829</b>

\*FY 2021 actuals are preliminary and unaudited

# General Fund Short-Term Outlook

## Presented February 15, 2021



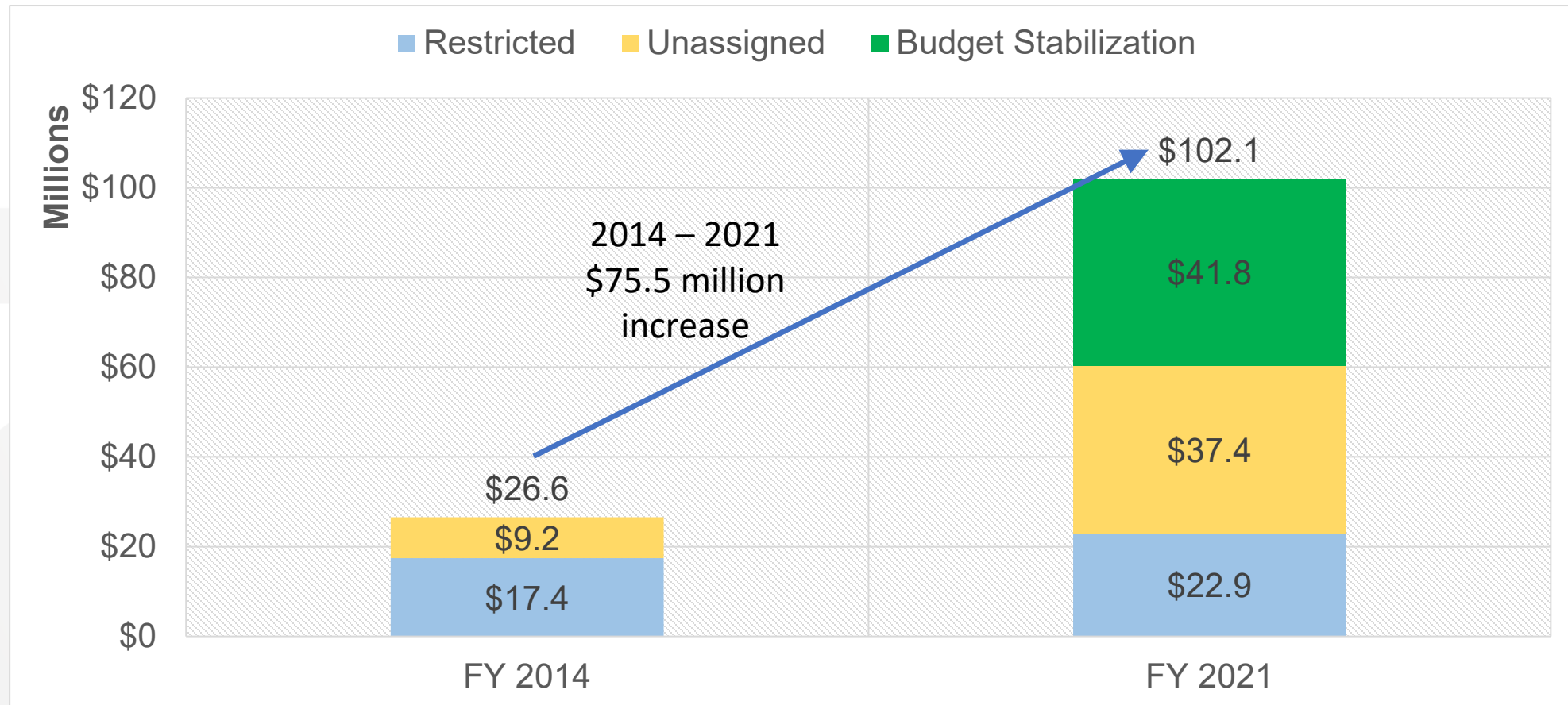
### Upcoming budget drivers

- Available revenue – property tax and sales tax primary sources
- Employee pay raises and healthcare
- Collective bargaining
- Public safety bond operating costs
- Remaining Quality of Life bond project operating costs
- Debt issuance for Public Safety bond projects
- Contractual increases due to inflation

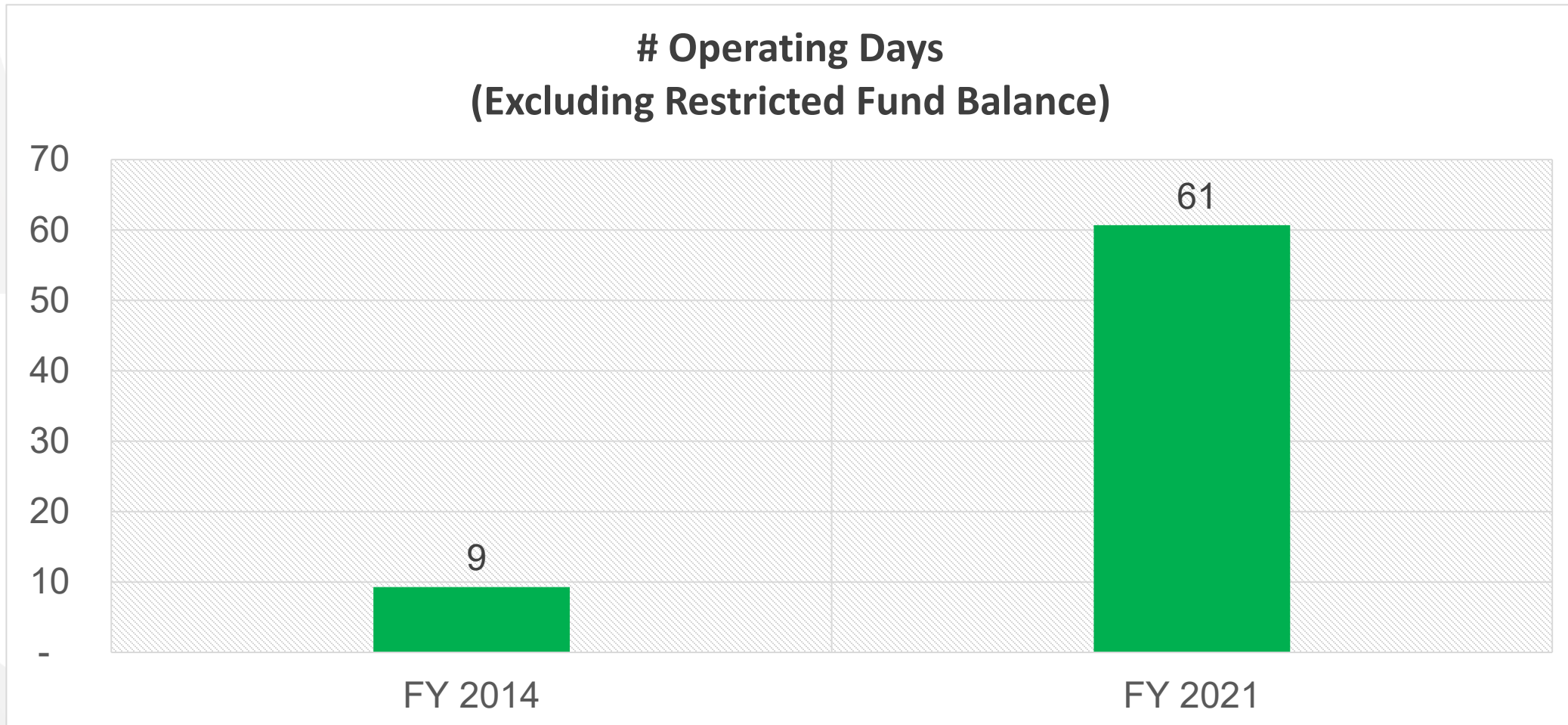
# Surplus Recommendation

- Allocate \$5,000,000 to increase the Unassigned Fund Balance
- Allocate remaining \$24,946,829 to Budget Stabilization Fund
  - Approve the use of \$3,500,000 for a one-time lump sum payment (\$500 for all full-time employees and \$250 for all part-time employees) to be paid out on Dec. 3, 2021
  - Approve the use of \$3,500,000 towards street, infrastructure, and facility repairs as a result of recent and future storm impacts

# General Fund Reserves (Fund Balance)



# General Fund Reserves (Fund Balance)





# Budget Stabilization Fund



	<b>Amount</b>
Current Balance	16,816,869
Plus Recommended Increase	24,946,829
Less One-time lump sum payment	<u>(3,500,000)</u>
Less Funding for Storm Impact(s)	<u>(3,500,000)</u>
<b>New Balance</b>	<b><u><u>\$34,763,698</u></u></b>

# Unfunded Needs

## Budget Stabilization Fund – Future Potential Uses



- Additional tax relief for seniors and disabled
- Street resurfacing projects – remaining deferred
- Pension Stabilization Fund (police, fire, and city employees)
- Future staffing needs
- Vehicle and equipment replacement
- Facilities renovations (roofs, HVAC, etc.)
- Information Technology/Cybersecurity
- Municipal facilities/Times Building – make office ready for staffing needs

## MISSION



Deliver exceptional services to support a high quality of life and place for our community

## VISION



Develop a vibrant regional economy, safe and beautiful neighborhoods and exceptional recreational, cultural and educational opportunities powered by a high performing government



## VALUES

Integrity, **R**espect, **E**xcellence,  
**A**ccountability, **P**eople

## MISIÓN



Brindar servicios excepcionales para respaldar una vida y un lugar de alta calidad para nuestra comunidad

## VISIÓN



Desarrollar una economía regional vibrante, vecindarios seguros y hermosos y oportunidades recreativas, culturales y educativas excepcionales impulsadas por un gobierno de alto desempeño



## VALORES

Integridad, **R**espeto, **E**xcelencia,  
**R**esponsabilidad, **P**ersonas

**CAPITAL IMPROVEMENT PROGRAM (CIP)  
BUDGET TRANSFER REPORT  
FOURTH QUARTER FY 2021**

Date Completed	Fund	Amount	Project	BT #	Justification	Funding Source
6/3/2021	4950	\$108,719	PCP18TRAN06	2021-0495	To adjust the revenue for Alabama Bridge - PCP18TRAN06 to match the revised LPFAFA	CAPITAL PROJECTS - TXDOT
6/11/2021	4800	\$3,250	PCP13PRKE01CI	2021-0586	Setup budget for Tierra Del Este Trail Extension from Investment Interest. CC 02-15-21	2012 QUALITY OF LIFE
6/11/2021	4743 4950 4530	\$0	PCP18TRAN03	2021-0589	To adjust to balance with the budget summary for Davis - PCP18TRAN03, no overall change to project budget.	CO ISSUE FY18 CAPITAL PROJECTS - TXDOT CO 2011 ISSUE
6/11/2021	4800	\$4,350 (\$4,350)	PCP20NIPD1B PCP20NIPD1C	2021-0695	To move budget from Rim Area Residential Street Signs Project to Madeline Park Improvements to cover change order #3 . Both Projects are within same District 1	2012 QUALITY OF LIFE
6/11/2021	4800	\$398,000 (\$398,000)	PCPBALANCE PCP13PRKD07	2021-0702	Transfer project savings from Pat O'Rourke to PCPBALANCE in Fund 4800 QOL.	2012 QUALITY OF LIFE
6/11/2021	4740	\$233,431 (\$233,431)	PCP13ST006Y7 PCPBALANCE	2021-0713	Transfer project savings from PCPBALANCE in to Gene Torres NTMP (PCP13ST006Y7) to complete project.	2013 STREET INFRASTRUCTURE
6/11/2021	4741 4950 4743	\$0	PCP17TRAN4	2021-0714	To balance the budget for Chamizal Phase I - PCP17TRAN4, no overall change to project budget.	CO 2017 ISSUE CAPITAL PROJECTS - TXDOT CO ISSUE FY18
6/11/2021	4510 4950 4743	\$0	PCP10TRAN90	2021-0715	To adjust the budget to balance with the budget summary for Montana Pedestrian - PCP10TRAN90, no overall change to project budget.	CO 2010 ISSUE CAPITAL PROJECTS - TXDOT CO ISSUE FY18
6/11/2021	4970	\$6,469	PCP17ST015	2021-0719	To Setup Additional PSB Contributions to cover change order #6 for Riverbend Phase III	OTHER OUTSIDE SOURCES
7/2/2021	4740	(\$0.01) (\$154,083.50) (\$4,900.03) (\$1,145.16) \$160,128.70	PCP17ST009 PCP18PRK01 PCP17ST007 PCP20PRK01 PCPBALANCE	2021-0426	Transfer project savings from Fund 4740 to PCPBALANCE. Central Curb/Lighting & Amenities/Redd Median/PDN Trail/McKelligon Canyon	2013 STREET INFRASTRUCTURE
7/6/2021	4741 4740 4743	\$0	PCP14IB001	2021-0592	To adjust the budget to balance with the budget summary for Paso Del Norte Roundabout - PCP14IB001, no overall change to project budget.	CO 2017 ISSUE 2013 STREET INFRASTRUCTURE CO ISSUE FY18
7/6/2021	4741 4743	(\$275,000) (\$119,941) \$394,941	PCP15TRAN03 PCP17ST039 PCPBALANCE	2021-0615	To transfer cost savings from Street Median PCP15TRAN03 and Schuster & El Paso Traffic Signal into PCPBALANCE	CO 2017 ISSUE CO ISSUE FY18
7/6/2021	4740	(\$323,565) \$323,565	PCPBALANCE PCP21TRAN06	2021-0731	To setup the budget for Montana Widening Phase II - PCP21TRAN06	2013 STREET INFRASTRUCTURE
7/7/2021	4560 4710 4740	\$200,000	PCP19PRK01I	2021-0762	Setup budget for Liz Morayme project from Investment Interest. CC 02-15-21	FY12-13 CO'S CIP PLAN CO 2009 ISSUE 2013 STREET INFRASTRUCTURE

**CAPITAL IMPROVEMENT PROGRAM (CIP)  
BUDGET TRANSFER REPORT  
FOURTH QUARTER FY 2021**

Date Completed	Fund	Amount	Project	BT #	Justification	Funding Source
7/7/2021	4741	(\$28,113) (\$37,918) (\$81,476) \$108,234 \$39,274	PCP17ST024 PCP17ST026 PCP17ST027 PCP17ST028 PCP17ST031	2021-0771	Transfer project savings from Resler & N Pass, Kenworthy & Sun Valley and Marcus Uribe & Sean Haggerty into Doniphan, Bird and W Green Traffic all Signal Projects.	CO 2017 ISSUE
7/7/2021	4970	\$2,781,553	PCP19TRAN03	2021-0775	To Setup PSB Contributions Base Bid II-EPWater Stormwater Improvements, Base Bid III – On Site Water Main Adjustments, and Base Bid IV – On Site Sanitary Sewer Main Adjustments	OTHER OUTSIDE SOURCES
7/14/2021	4800	\$5,906	PCP21LIBA04I	2021-0692	Setup budget for Clardy Fox Library Improvements from Investment Interest. CC 02-15-21	2012 QUALITY OF LIFE
7/14/2021	4746	(\$1,410,000) \$500,000 \$350,000 \$300,000 \$150,000 \$110,000	PCP20PLANDOC PCP20PLANDOCSDU PCP20PLANDOCSTR PCP20PLANDOCSSAL PCP20PLANDOCSCW PCP20PLANDOCSCMA	2021-0711	To set up 5 separate projects to keep track & carry out plans/studies/analysis/code updates as part of the Master Comprehensive Plan approved by 2020 Capital Work Plan & move all budget to a non-capital asset account.	2020 CAPITAL FUNDING PLAN
7/16/2021	4737	\$22,519 \$10,500	PIFSWUPARK1 PIFSWUPARK2	2021-0633	Set-up Budget for the Southwest University Ballpark for FY21 Capital Improvement Plan. CC 01-05-21	Ball Park Capital Improvements
7/19/2021	4800	(\$497,452) \$497,452	PCPBALANCE PCP13PRKA23A	2021-0843	Transfer project savings from PCPBALANCE into Joey Barraza & Vino PH II. Prop #1	2012 QUALITY OF LIFE
7/19/2021	4800	\$0	PCP13LIBA02 PCP21LIBA04I	2021-0854	To Adjust Budget to Correct Accounts for Clardy Fox Library Improvements, no overall change to project budgets.	2012 QUALITY OF LIFE
7/21/2021	4743	(\$70,000) \$70,000	PCPBALANCE G20COVIDTR	2021-0839	Transfer from PCPBALANCE to complete the Alberta Lab at Railroad Dr.	CO ISSUE FY18
8/3/2021	4740 4743	(\$490) (\$200,000) \$200,490	PCP16ST003 PCP18ST009 PCPBALANCE	2021-0579	Transfer project savings from Brian Ray and Central Curb Modifications into PCPBALANCE.	2013 STREET INFRASTRUCTURE CO ISSUE FY18
8/3/2021	4741	(\$77,587) (\$73,638) (\$162,174) \$313,399	PCP17ST036 PCP17ST037 PCP17ST038 PCPBALANCE	2021-0593	Transfer project saving from the Traffic Signal from Silver Spring & Shadow Mountain, Zaragoza & John Hayes, N Loop & Lafayette into PCPBALANCE.	CO 2017 ISSUE
8/16/2021	4740 4510	(\$9,286) (\$125,582) (\$92,000) \$226,868	PCP13ST003Y3F PCP13ST003Y3C PCP17ST001 PCPBALANCE	2021-0856	Transfer project savings from Flower St, Cortez, Encino, Vargas and Robinson.	2013 STREET INFRASTRUCTURE CO 2010 ISSUE

**CAPITAL IMPROVEMENT PROGRAM (CIP)  
BUDGET TRANSFER REPORT  
FOURTH QUARTER FY 2021**

Date Completed	Fund	Amount	Project	BT #	Justification	Funding Source
8/16/2021	4530	\$0	PCP21ST001	2021-0863	To adjust the budget to balance with the budget summary Alameda & Carolina - PCP21ST001, no overall change to project budget.	CO 2011 ISSUE
8/17/2021	4820	(\$306,163) \$306,163	PCP20PDRENOMSTR PCP20PDNORTEAST	2021-0869	Set-up a project from the master PCP20PDRENOMSTR for the PD Northeast Headquarters.	Public Safety Bond
8/24/2021	4950	(\$547,151)	PCP10TRAN90	2021-0857	To adjust the revenue for Montana Pedestrian - PCP10TRAN90 to match the FPAA as per TxDoT funding. CSJ 0924-06-544	CAPITAL PROJECTS - TXDOT
8/24/2021	4741	\$0	PCPBALANCE	2021-0860	Reclassify the allocation to dept 190 and division 38290 with fund 4741 under PCPBALANCE, no overall change to project allocation.	CO 2017 ISSUE