



CAPITAL IMPROVEMENT

3rd QUARTER UPDATE



CITY OF EL PASO JULY 18, 2023



- **Active Project Summary**
- **YTD Results**
- **Accomplishment Highlights**



4: Enhance El Paso's Quality of Life Through Recreational, Cultural, and Educational Environments

7: Enhance and Sustain El Paso's Infrastructure Network



Strategic Plan Alignment



**COST IMPACT FOR
LABOR & MATERIALS
BEST PRACTICES**

Readjustments & recalibration will be required as we move forward.

INDUSTRY TRENDS

- ENR – Construction Escalation 10% - 30 %
- Materials
- Labor
- Material Delays
- Material Quality

EXTERNAL

- Consultants (Timing & Quality)
- Construction (Timing, Quality, Materials Delay)

STAFFING

- Internal (CID & Other City Depts)
 - Turnover
 - Training



**COVID
IMPACTS**

Working on Improvements

CID Internal Control

1. Project Managers
2. Process
3. Vendors
4. Support Staff (Executive, Planning, Finance, Contract Compliance)

- Consultants

- Reduce Complexity of Designs
- Ensure Plans and Specifications are Complete and Accurate (Minimize Change Orders)
- Use Alternative Delivery Methods

- Contractors

- Standardize Construction Materials

External Dependency

5. User Departments
6. Stakeholders / Utilities
7. Administration
8. Service Departments, Purchasing, OMB, External
9. Public



3rd QUARTER RESULTS

MARCH 2023 - MAY 2023

**EP
TX**

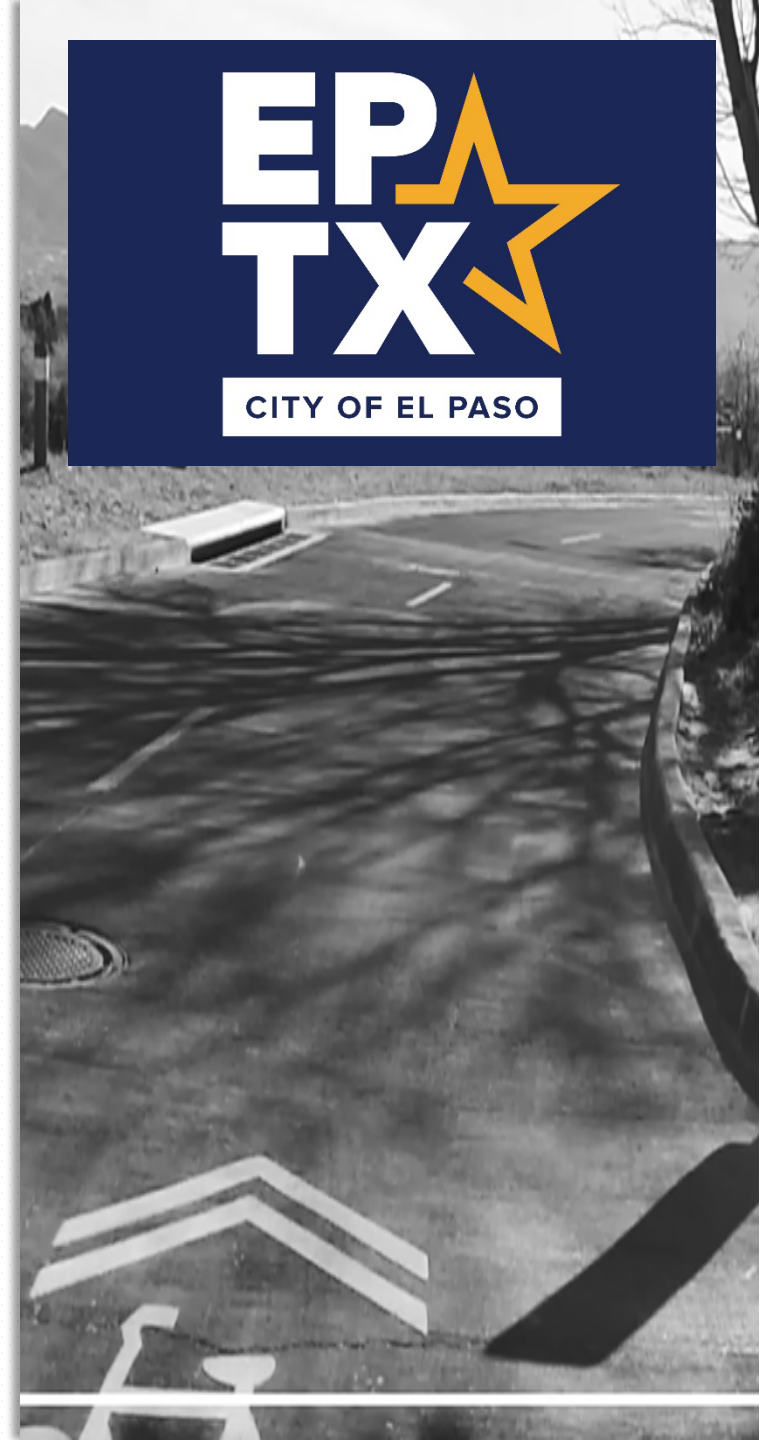
CITY OF EL PASO



MARCH – MAY 2023

Active Project Summary

Month	Aug 2022	Nov 2022	Feb 2023	May 2023
Pre-Design	33	40	21	21
Design	67	56	45	49
Bidding	42	31	58	40
Construction	79	87	77	84
Total Projects	221	214	196	194
Total Budget	\$668,964,311	\$668,950,313	\$675,929,412	\$689,538,495



A blue-tinted photograph of a construction site at dusk or dawn. A large tower crane is the central focus, with its long jib extending across the top of the frame. Several construction workers are silhouetted against the bright sky, some carrying long pipes. The ground is covered with a grid of rebar for a concrete slab.

RESULTS

FY 2022 and FY 2023 Results



Month	Encumbrances FY 2020	Encumbrances FY 2021	Encumbrances FY 2022	Encumbrances FY 2023
Sept	\$20,765,016	\$6,568,941	\$26,785,764	\$24,545,419
Oct	\$3,146,935	\$11,140,217	\$30,447,265	\$3,048,637
Nov	\$11,067,694	\$5,961,716	\$1,669,720	\$9,188,824
Dec	\$12,369,637	\$8,176,083	\$19,101,672	\$3,187,089
Jan	\$4,391,195	\$2,384,497	\$45,737,470	\$19,951,803
Feb	\$4,826,105	\$7,482,248	\$11,076,935	\$8,761,525
Mar	\$21,931,251	\$14,166,842	\$8,624,868	\$8,432,271
Apr	\$3,692,313	\$1,300,338	\$15,338,661	\$5,342,025
May	\$23,557,910	\$22,153,195	\$808,500	\$3,049,342
Jun	\$6,166,374	\$5,086,123	\$4,361,212	
Jul	\$1,873,951	\$3,338,201	\$7,009,391	
Aug	\$2,085,784	\$2,776,014	\$768,751	
Total	\$115,874,163	\$90,534,416	\$171,730,209	\$85,506,936

AMOUNT CONTRACTED
FY2019 \$244.1M

AMOUNT CONTRACTED
FY2020 \$115.9M

AMOUNT CONTRACTED
FY2021 \$90.5M

AMOUNT CONTRACTED
FY2022 \$171.1M

AMOUNT CONTRACTED TO DATE
FY2023 \$85.5M

FY 2023 Expenditures



Month	Payments FY 18	Payments FY 19	Payments FY 20	Payments FY 21	Payments FY 22	Payments FY 23
Sept	\$976,695	\$1,925,125	\$695,012	\$304,145	\$560,937	\$1,387,128
Oct	\$5,289,143	\$9,946,391	\$12,182,726	\$7,996,298	\$5,996,623	\$8,780,413
Nov	\$6,391,379	\$9,935,002	\$10,784,726	\$11,442,450	\$6,438,010	\$8,896,357
Dec	\$5,684,431	\$7,842,382	\$16,004,098	\$18,074,638	\$11,135,695	\$7,185,717
Jan	\$7,161,059	\$8,919,061	\$8,599,746	\$10,471,816	\$6,351,447	\$10,557,805
Feb	\$4,474,605	\$11,021,848	\$14,522,941	\$6,084,163	\$9,357,716	\$9,685,128
Mar	\$6,488,690	\$12,475,230	\$13,113,492	\$7,688,802	\$10,508,710	\$11,520,722
Apr	\$6,863,628	\$13,310,325	\$12,189,450	\$5,203,279	\$10,534,679	\$11,548,121
May	\$9,852,617	\$11,773,314	\$13,578,561	\$6,930,274	\$9,688,258	\$8,749,626
Jun	\$4,358,656	\$10,834,140	\$10,114,010	\$9,086,521	\$9,405,565	
Jul	\$7,708,209	\$17,082,128	\$10,919,647	\$8,467,216	\$12,758,065	
Aug	\$15,152,852	\$23,840,764	\$24,082,402	\$20,629,195	\$27,233,089	
Total	\$80,401,874	\$138,905,710	\$146,786,811	\$112,378,797	\$119,968,794	\$78,311,016

\$677 M
Spent FY 18 – FY 23

Impacts for spending \$78 M

(March 2023 – May 2023)

Approximately **\$39,150,000** spent on labor costs

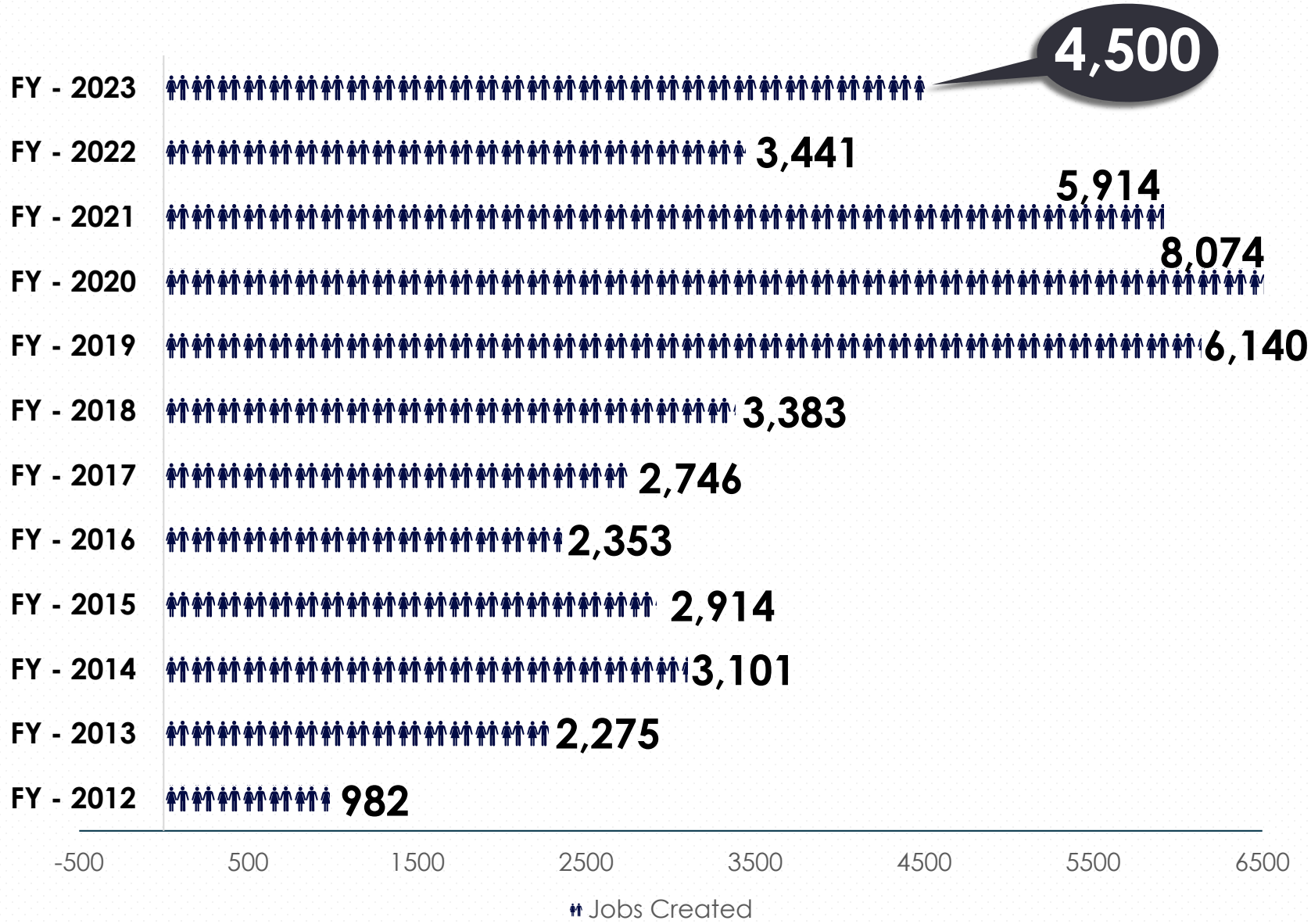


\$ 1 million
of construction projects
involves roughly
\$500,000 in labor
costs

$$\begin{array}{r} \$500,000 \\ \times \quad \$78.3 \\ \hline \$39,150,000 \end{array}$$



JOBS SUPPORTED VIA CIP



Capital Projects
have generated
approximately

45,824
JOBS

From September 2011
Through May 2023

SPENDING AND EMPLOYMENT

Spending Impact

2023

(to date)

• Direct	\$78.3 M
• Indirect & Induced	\$46.9 M
• Total	<u>\$125.2 M</u>

Employment Impact

2023

(to date)

• Direct (Total)	4,500
• Indirect & Induced	2,250
• Total Jobs	<u>6,750</u>



ONE-TIME PROJECT IMPACTS

- Direct construction spending associated with CIP projects
- Direct, Indirect/Induced jobs
- More than **6,700** jobs supported by construction in FY 2023 (through Q3)

915 Hauler Inc.
 A BROTHERS Milling, LLC
 A&S Contractors, Inc
 A.T.S.S., INC.
 Abescape Landscaping, LLC
 Accent Landscape Contractors Inc
 ADCO Contractor Group
 Alamo Environmental, Inc.
 All State Roofing Group Ltd
 Alpha Asphalt and Parking Lot
 Contractors LLC
 AMC Interiors
 American Sealants Incorporated
 Americhoice Construction, LLC.
 Andrade's Contractors, Inc.
 APCO BUILDING SPECIALTIES, INC
 AQUATICS EXHIBITS INTERNATIONAL
 INC
 Arizona Courtlines, Inc.
 Arizona Restaurant Supply Inc
 Armesa Millwork & Installation, LLC
 AVANTI FLOOR CONTRACTOR, INC.
 Aztec Masonry and Concrete, LLC
 B & M Building Services
 B. DANIELS CONTRACTORS, L.L.C.
 Baca Fence, LLC
 Barraza Code Electric, Inc.
 Basil Glass, Inc.
 BELT CON CONSTRUCTION, INC.
 BEST IRON WORKS AND SCREENS INC
 Best Iron Works and Screens, Inc
 Black Top Brothers
 Bomanite Artistic Concrete
 BORDER DEMOLITION &
 ENVIRONMENTAL, INC
 BORDER DRILLING LLC
 Bowen Industrial Contractors, Inc.
 Burman Construction LLC
 Burns & McDonald Inc.
 CABALLERO ELECTRIC
 Cardinal/International Grooving &
 Grinding LLC
 CASEWORK SOLUTIONS
 Catraar Group, LLC
 Century Laminating Ltd dba Century
 Sign Builders
 CGC Group, Inc.
 Classic Millwork & Products, Inc.
 COLUMBIA SHOWCASE &
 MILLWORK, INC.
 Commercial Roofing Systems, Inc.
 Complete Lawn Care
 Concrete Pumping Inc.
 Con-Tex Construction, LLC.
 Contractor's Barricade Service Inc
 dba Apache Barricade & Sign

Groundbreakers LLC
 H & H Construction
 HARDY HOLE DRILLING
 HB Welding & Fabricating
 Hellas Construction, Inc.
 Henry Trujillo, Inc.
 HPO Construction LLC
 HRT Roofing
 Integrated Fire Systems and
 Concepts, LLC
 Iron City Tab
 J & H Concrete & Post Tension, Inc.
 J CEBALLOS ENTERPRISES LLC
 J.A.N. Construction
 Jireh Masonry Company, LLC
 Jordan Foster Construction, LLC
 Julian and Sons Garage Doors
 Kasco Structures LLC
 KD SCHOLTEN CO
 Kelley Bros
 KMG Pavers & Blockwalls LLC
 L & F NM Enterprises, LLC dba Artse
 Stone, LLC
 LAC Construction
 Landscape & Design
 Las Casas Construction, LLC
 LEEBMAN CONSTRUCTION
 DBA TRAFFIC CONTROL SPECIALIST
 LCOLLI AND SONS
 Lomero Construction
 L Painting
 L CARPET CENTERS
 L Commercial Flooring, Inc
 Major Motion Logistics, LLC
 M Valenzuela dba Alamo
 Spitzer
 MAÑEZ IRRIGATION &
 LANDSCAPES, INC.
 Mata Garage Doors & Lock
 Matrix Special Services
 MEADOWS MASONRY, INC.
 MILLENNIUM ELECTRICAL
 CONTRACTORS
 Mimbela Contractors, Inc.
 Miner LTD
 MIRELES JERRY MASONRY
 MMS Enterprises
 Modern Iron Works, Inc.
 Mountain Construction LLC
 Municipal Emergency Services Inc
 Munoz Sealing and paving
 National Restaurant Supply Co.
 Nationwide Rebar, Inc.
 NCC Structures Inc.
 Norcon of New Mexico
 NYZ Construction, LLC



243 Contractors & Subcontractors

FY 2023 Active Construction Contracts

ACCOMPLISHMENT HIGHLIGHTS



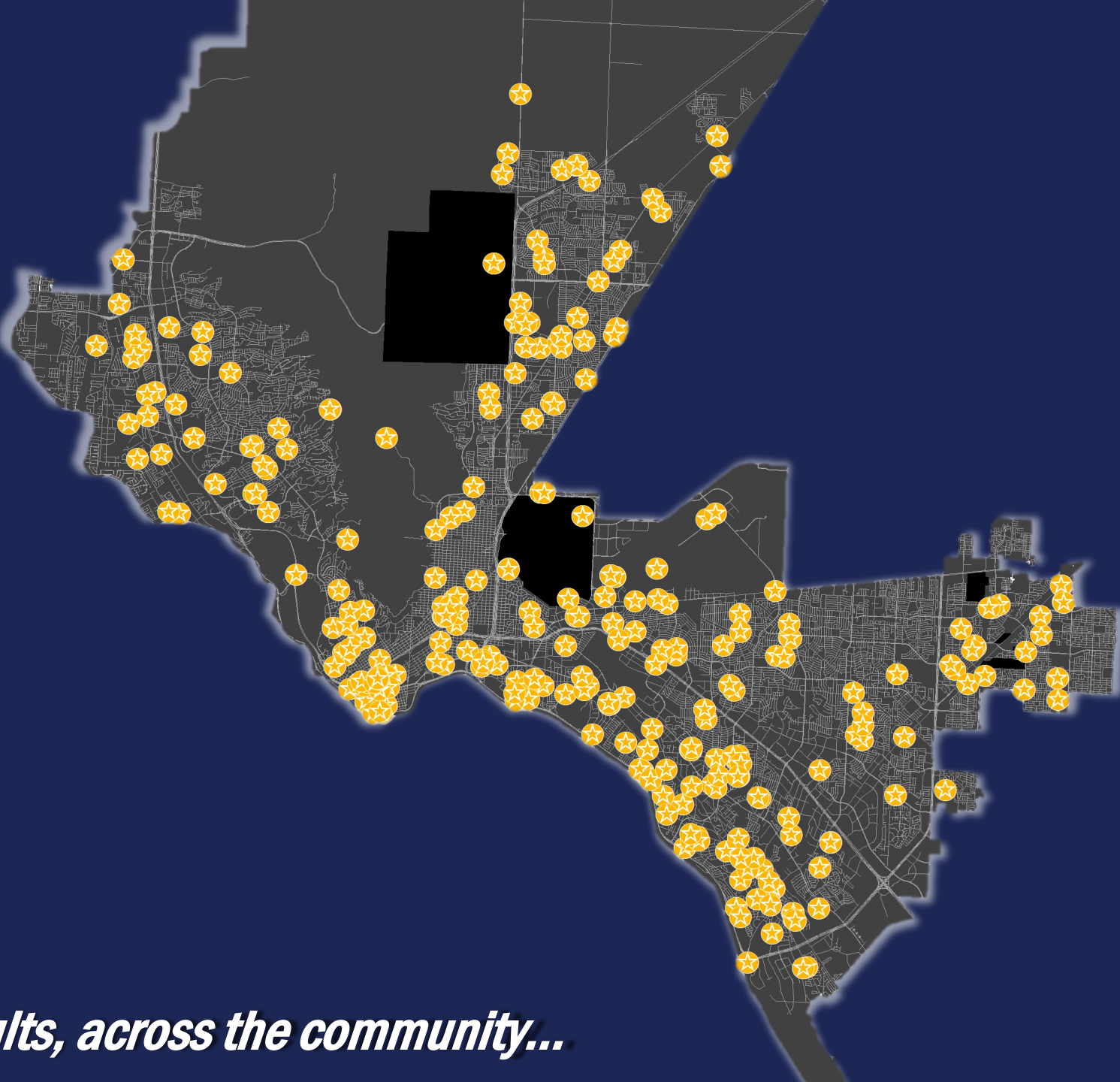


OVER

1,000

CAPITAL PROJECTS
COMPLETED





From strategic planning to results, across the community...



3rd Quarter Update:

- **50** projects completed FY 23 (to date)
- NIP Round 5 Projects – In Progress
- Park Equipment – In Progress
- Fire Station/Recreation Center/Library Renovations – In Progress
- Construction ongoing for the Eastside Regional Command Center
- Mexican American Cultural Center, Fire Station 36 and Children's Museum nearing completion

20 Projects Completed Within 3rd Quarter

Alameda (Valle Bajo) Recreation Center – Book drop & ADA Door Opening

Barney Drive Sidewalk Improvements

Bicycle Connectivity Phase I

Bicycle Connectivity Phase II

Borderland Park- NIP V

Delta Bridge Reconstruction

Dick Shinaut Concrete Skate Park

Downtown Tree Plan-Phase I

E.L. Williams Park Canopies - NIP V

El Paso Citywide Wayfinding Phase I

EPIA Taxiway K, K1, K2, and J

Reconfiguration

Fire Station 20 Bay Addition

Fiscal Model - Market Analysis

(Planning Documents)

Flower Drive Sidewalk Gaps

Fort Boulevard Improvements

Gene Torres NTMP

Grandview Park Improvements - NIP V

Joey Barraza and Vino Memorial Park Phase 2

Joey Barraza and Vino Modular Play Structure

Liz Morayma Gonzales Park

Lomaland (Sylvia Carreon) Recreation

Center Bridge Ramp

Manhattan Heights Historic Archway

Illumination

Montana Rapid Transit System

Montana RTS Airport

Nations Tobins Pool & Sports Center Roof Replacement

NE Police Department Command Center - HVAC Replacement

Oregon Lighting

Pavo Real Recreation Center Improvements

PDN Roundabout

Pellicano Dr, Railroad Dr, Cotton Street Median Improvements

Playa Drain Bollards (Knights to Shawver Park) - NIP V

Playa Drain Shared Use Path PM

Playa Drain Walking Trail Improvements

Phase II - Knights to Yarbrough

Pueblo Viejo Park Improvements - CDBG

Robinson Street Phase II

South American Pavilion Restrooms

Trailhead Improvements - Chuck

Heinrich, Mary Frances Keisling, Franklin

Hills Bear Ridge, North Open Space Reserve & Palisades

Viscount Boulevard Roadway Lighting and Median Landscape

Wainwright and NE basin Park

Improvements

Westside Branch Library Improvements

Westside Community Park Soccer Field Lighting
Yarbrough Bridge Reconstruction



FY 2023 Completed Projects (to date)



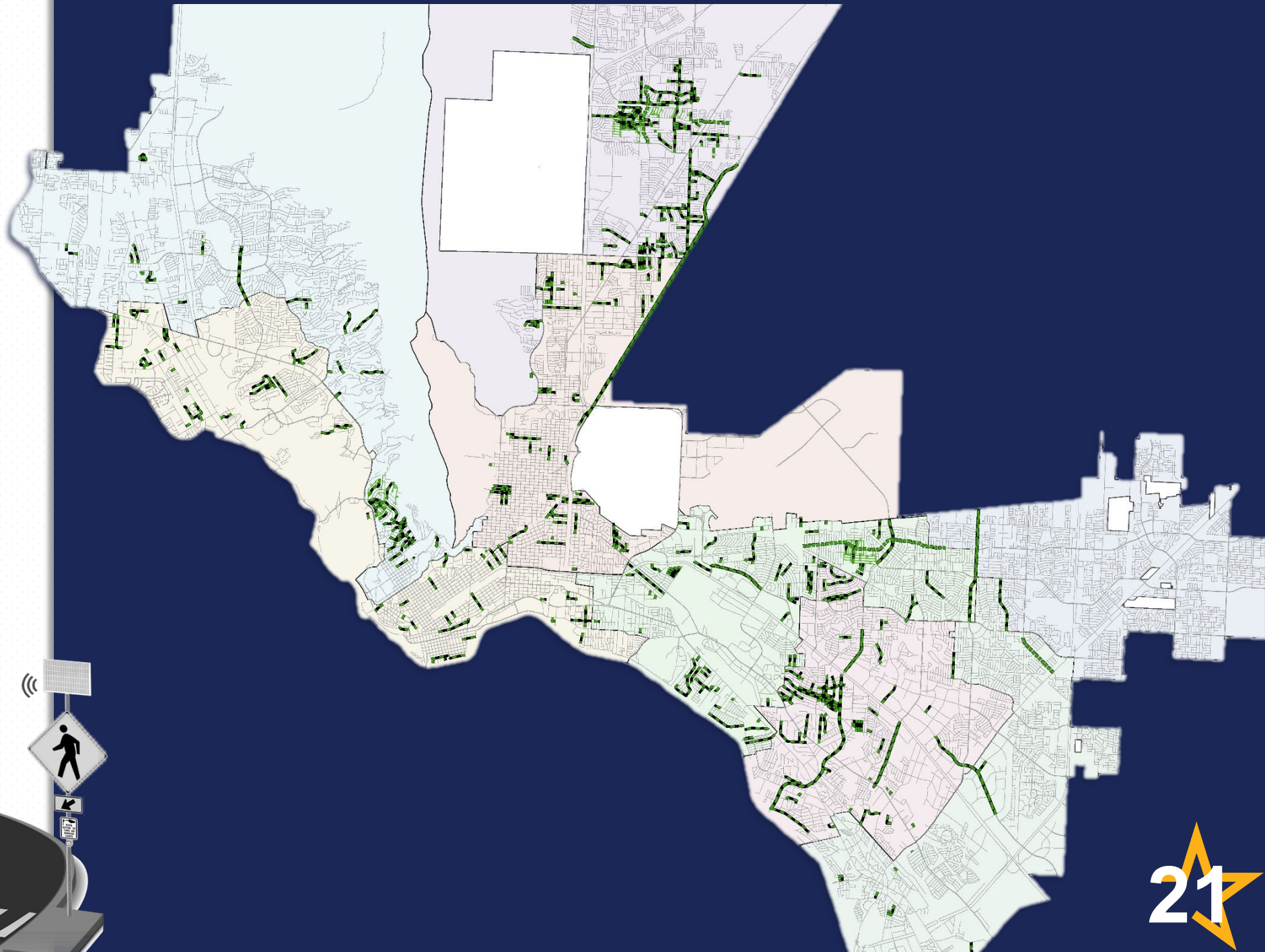
58 Reconstructed Streets (YTD)

Status	3/8/16	12/18/17	2/14/19	6/1/19	10/1/19	2/25/20	7/23/20	8/28/20	1/2020	4/2021	05/2022	07/2023
Completed	2	10	18	21	21	27	35	35	42	47 + 2 NTMP	57 + 2 NTMP	58 + 3 NTMP
Bidding / Construction	6	7	25	27	34	36	24	24	17	16+1 NTMP	7 + 1 NTMP	7
Design	10	27	22	17	10	2	0	0	0	2	1	0
Programmed	47	21	0	0	0	0	0	0	0	0	0	0
Deferred	0	0	0	0	0	0	6+1 NTMP	6+1 NTMP	6+1 NTMP	0	0	0
TOTAL	65	65	65	65	65	65	65	65	65	65	65	65

521

Resurfaced Streets

(2013 - Present)





Thank You