

Oscar Leeser
Mayor

Cary Westin
Interim City Manager



CITY COUNCIL
Brian Kennedy, District 1
Josh Acevedo, District 2
Cassandra Hernandez, District 3
Joe Molinar, District 4
Isabel Salcido, District 5
Art Fierro, District 6
Henry Rivera, District 7
Chris Canales, District 8

AGENDA FOR THE REGULAR COUNCIL MEETING

August 20, 2024
COUNCIL CHAMBERS, CITY HALL, 300 N. CAMPBELL AND VIRTUALLY
9:00 AM

Teleconference phone number: 1-915-213-4096
Toll free number: 1-833-664-9267
Conference ID: 114-005-447#

Notice is hereby given that a Regular Meeting of the City Council of the City of El Paso will be conducted on August 20, 2024 at 9:00 A.M. Members of the public may view the meeting via the following means:

Via the City's website. <http://www.elpasotexas.gov/videos>
Via television on City15,
YouTube: <https://www.youtube.com/user/cityofelpasotx/videos>

In compliance with the requirement that the City provide two-way communication for members of the public, members of the public may communicate with Council during public comment, and regarding agenda items by calling the following number:

1-915-213-4096 or Toll free number: 1-833-664-9267

At the prompt please enter Conference ID: 114-005-447#

The public is strongly encouraged to sign up to speak on items on this agenda before the start of this meeting on the following links:

For Call to the Public:

<https://app.smartsheet.com/b/form/dfad29e838da41fd86052bb264abd397>

To Speak on Agenda Items:

<https://app.smartsheet.com/b/form/7086be5f4ed44a239290caa6185d0bdb>

A quorum of City Council must participate in the meeting.

ROLL CALL

INVOCATION BY EL PASO POLICE SENIOR CHAPLAIN DAVID MAYFIELD

PLEDGE OF ALLEGIANCE

NOTICE TO THE PUBLIC

All matters listed under the CONSENT AGENDA, including those on the Addition to the Agenda, will be considered by City Council to be routine and will be enacted by one motion unless separate discussion is requested by Council Members. Prior to the vote, members of the audience may ask questions regarding items on the consent agenda. When the vote has been taken, if an item has not been called out for separate discussion, the item has been approved. Council may, however, reconsider any item at any time during the meeting.

CONSENT AGENDA - REQUEST TO EXCUSE ABSENT CITY COUNCIL MEMBERS:

1. REQUEST TO EXCUSE ABSENT CITY COUNCIL MEMBERS [24-1162](#)

CALL TO THE PUBLIC – PUBLIC COMMENT:

Call to the Public will begin at 12:00 p.m. Requests to speak must be received by 9:00 a.m. on the date of the meeting. Sixty minutes in total will be devoted for Call to the Public. This time is reserved for members of the public who would like to address the City Council on items that are not on the City Council Agenda.

Members of the public may communicate with Council during public comment, and regarding agenda items by calling 1-915-213-4096 or toll free number 1-833-664-9267 at the prompt please enter the following Conference ID: 114-005-447#

A sign-up form is available on line for those who wish to sign up in advance of the meeting at: <https://app.smartsheet.com/b/form/dfad29e838da41fd86052bb264abd397>

REGULAR AGENDA - PUBLIC HEARING AND OTHER BUSINESS RELATED TO THE FY 2025 BUDGET AND FY 2025 TAX LEVY:

Goal 6: Set the Standard for Sound Governance and Fiscal Management

2. Discussion and action on a Resolution that the Proposed Budget, as amended, for the City of El Paso, filed by the City Manager with the City Clerk on July 15, 2024, is hereby approved and adopted by the City Council as the Annual Budget for the Fiscal Year 2024 - 2025, which begins on September 1, 2024 and ends on August 31, 2025. [24-1114](#)

All Districts

City Manager's Office, K. Nicole Cote, (915) 212-1092

3. Discussion and action to ratify the property tax reflected in the Annual Budget for FY 2024 - 2025 for the City of El Paso. [24-1115](#)

All Districts

City Manager's Office, K. Nicole Cote, (915) 212-1092

4. Discussion and action on an Ordinance levying FY 2024 - 2025 taxes. [24-1116](#)

All Districts

City Manager's Office, K. Nicole Cote, (915) 212-1092

5. Discussion and action to approve the El Paso County 911 District FY 2024 - 2025 Budget to be presented by Scott Calderwood, Director. [24-1117](#)

All Districts

City Manager's Office, K. Nicole Cote, (915) 212-1092

REGULAR AGENDA - OTHER BUSINESS:

Goal 5: Promote Transparent and Consistent Communication Amongst All Members of the Community

6. Discussion and action on the appointment of the El Paso City Manager in accordance with City Charter Section 5.1. [24-1105](#)

All Districts

Human Resources, Mary Wiggins, (915) 212-1267

EXECUTIVE SESSION

The City Council of the City of El Paso may retire into EXECUTIVE SESSION pursuant to Section 3.5A of the El Paso City Charter and the Texas Government Code, Chapter 551, Subchapter D, to discuss any of the following: (The items listed below are matters of the sort routinely discussed in Executive Session, but the City Council of the City of El Paso may move to Executive Session any of the items on this agenda, consistent with the terms of the Open Meetings Act and the Rules of City Council.) The City Council will return to open session to take any final action and may also, at any time during the meeting, bring forward any of the following items for public discussion, as appropriate.

- Section 551.071 CONSULTATION WITH ATTORNEY
- Section 551.072 DELIBERATION REGARDING REAL PROPERTY
- Section 551.073 DELIBERATION REGARDING PROSPECTIVE GIFTS
- Section 551.074 PERSONNEL MATTERS
- Section 551.076 DELIBERATION REGARDING SECURITY DEVICES OR SECURITY AUDITS
- Section 551.087 DELIBERATION REGARDING ECONOMIC DEVELOPMENT NEGOTIATIONS
- Section 551.089 DELIBERATION REGARDING SECURITY DEVICES OR SECURITY AUDITS; CLOSED MEETING

Goal 6: Set the Standard for Sound Governance and Fiscal Management

Discussion and action on the following:

EX1. Joseph Pickett v. City of El Paso; 384th District Court; Cause No. 2020DCV3514 (551.071)

[24-1161](#)

City Attorney's Office, Evan D. Reed, (915) 212-0033

ADJOURN

NOTICE TO THE PUBLIC:

Sign Language interpreters are provided for Regular City Council Meetings. If you need Spanish Interpretation Services, please email CityClerk@elpasotexas.gov by 12:00 p.m. on the Friday before the meeting.

Si usted necesita servicios de interpretación en español, favor de enviar un correo electrónico a CityClerk@elpasotexas.gov a mas tardar a las 12:00 p.m. del viernes previo a la fecha de la junta.

ALL REGULAR CITY COUNCIL AGENDAS ARE PLACED ON THE INTERNET ON THURSDAY PRIOR TO THE MEETING AT THE ADDRESS BELOW:

<http://www.elpasotexas.gov/>



El Paso, TX

300 N. Campbell
El Paso, TX

Legislation Text

File #: 24-1162, **Version:** 1

**CITY OF EL PASO, TEXAS
LEGISTAR AGENDA ITEM SUMMARY FORM**

DISTRICT, DEPARTMENT, CONTACT INFORMATION:

*Please choose District and Department from drop down menu. Please post exactly as example below.
No Title's, No emails. Please use ARIAL 10 Font.*

AGENDA LANGUAGE:

This is the language that will be posted to the agenda. Please use ARIAL 11 Font.

REQUEST TO EXCUSE ABSENT CITY COUNCIL MEMBERS



El Paso, TX

300 N. Campbell
El Paso, TX

Legislation Text

File #: 24-1114, Version: 1

**CITY OF EL PASO, TEXAS
LEGISTAR AGENDA ITEM SUMMARY FORM**

DISTRICT, DEPARTMENT, CONTACT INFORMATION:

*Please choose District and Department from drop down menu. Please post exactly as example below.
No Title's, No emails. Please use ARIAL 10 Font.*

All Districts

City Manager's Office, K. Nicole Cote, (915) 212-1092

AGENDA LANGUAGE:

This is the language that will be posted to the agenda. Please use ARIAL 11 Font.

Discussion and action on a Resolution that the Proposed Budget, as amended, for the City of El Paso, filed by the City Manager with the City Clerk on July 15, 2024, is hereby approved and adopted by the City Council as the Annual Budget for the Fiscal Year 2024 - 2025, which begins on September 1, 2024 and ends on August 31, 2025.

**CITY OF EL PASO, TEXAS
AGENDA ITEM
DEPARTMENT HEAD'S SUMMARY FORM**

AGENDA DATE: August 20, 2024

PUBLIC HEARING DATE:

CONTACT PERSON NAME AND PHONE NUMBER: K. Nicole Cote, City Manager's Office (915) 212-1092

DISTRICT(S) AFFECTED: All Districts

STRATEGIC GOAL: 6. Set the Standard for Sound Governance and Fiscal Management

SUBGOAL: N/A

SUBJECT:

Discussion and action on a Resolution that the Proposed Budget, as amended, for the City of El Paso, filed by the City Manager with the City Clerk on July 15, 2024, is hereby approved and adopted by the City Council as the Annual Budget for the Fiscal Year 2024 - 2025, which begins on September 1, 2024 and ends on August 31, 2025.

BACKGROUND / DISCUSSION:

Section 7.3D of the City Charter requires a budget to be adopted by resolution no later than August 31st of each year.

PRIOR COUNCIL ACTION:

The FY 2023 - 2024 Annual Budget for the City of El Paso was adopted by Resolution on August 15, 2023

AMOUNT AND SOURCE OF FUNDING: N/A

HAVE ALL AFFECTED DEPARTMENTS BEEN NOTIFIED? YES NO

PRIMARY DEPARTMENT: : City Manager's Office - Office of Management and Budget

SECONDARY DEPARTMENT: City of El Paso

*****REQUIRED AUTHORIZATION*****

DEPARTMENT HEAD: 

(If Department Head Summary Form is initiated by Purchasing, client department should sign also)

CITY OF EL PASO

FISCAL YEAR 2025 BUDGET RESOLUTION

WHEREAS, on July 15, 2024, the City Manager of the City of El Paso filed the Fiscal Year 2025 (FY 2025) Proposed Budget of the City of El Paso with the City Clerk; and

WHEREAS, the Proposed Budget was made available for the inspection by any person and was posted on the City's website in accordance with Section 102.005 of the Texas Local Government Code; and

WHEREAS, on August 7, 2024, the City Clerk published notice in the El Paso Times and El Diario, newspapers of general circulation in the county in which the City of El Paso is located, of a public hearing regarding the City of El Paso FY 2025 Budget Resolution, in accordance with the Charter of the City of El Paso and Section 102.0065(a) of the Texas Local Government Code; and

WHEREAS, said public hearing was held on August 13, 2024, by the City Council (Council) regarding the City of El Paso's Proposed Budget at which all interested persons were given the right to be present and participate; and

NOW, THEREFORE, BE IT RESOLVED BY THE CITY COUNCIL OF THE CITY OF EL PASO:

1. That the Proposed Budget for the City of El Paso filed by the City Manager with the City Clerk on July 15, 2024, is hereby approved and adopted by the City Council as the Annual Budget for the FY 2025, which begins on September 1, 2024 and ends on August 31, 2025.
2. The City Manager or designee is hereby authorized to appropriate the reserve amount as part of City Attorney's appropriation for external legal counsel, claims, and litigation expenses.
3. That the budget for confiscated funds shall be provided by the Chief of Police and submitted to the City Manager or designee by January 31, 2025 with a financial report showing all appropriations for FY 2025 for all confiscated or condemned monies in a format approved by the City Manager or designee.
4. That the City shall not enter into any agreement requiring the expenditure of monies if such agreement shall extend beyond the current Fiscal Year without the approval of the City Council or the City Manager. In such cases where the City Manager approves the expenditure, he/she is hereby authorized to obligate and/or encumber City funding to pay the City's expenses, which shall also constitute the approval of City Council for the expenditure of monies extending beyond the current Fiscal Year, as may be required by Texas law.
5. That Department Heads or their designees are hereby authorized to request budget transfers not to exceed \$50,000; provided that each transfer is within the same department. Budget transfers exceeding \$50,000 that are within the same department may be approved by the City Manager or designee. A budget

transfer for personal services appropriations, capital acquisition appropriations or impacting revenue accounts requires the approval of the City Manager or designee.

6. That the City Manager or designee is hereby authorized to make budget transfers between departments and/or non-enterprise funds or reprogram funds within an enterprise department, not to exceed \$100,000, to the extent permitted by law. Budget transfers between departments and/or non-enterprise department funds exceeding \$100,000 shall require City Council approval.

7. That a budget transfer must be approved prior to the occurrence of the expenditure, except for emergency expenditures when approved by the City Manager or designee and ratified by the City Council.

8. That the City Manager or designee is hereby authorized to receive funds associated with Texas Department of Transportation (TXDOT) reimbursements to the City and appropriate the funds to TXDOT project matches awarded through the Metropolitan Planning Organization provided the projects are included in an existing Capital Improvement Program.

9. That the City Manager or designee is hereby authorized to receive funds associated with El Paso Water Utilities (EPWU) reimbursements to the City and appropriate the funds to authorized street projects, park ponds or other designated city projects.

10. That any budget transfer submitted to City Council shall be accompanied by an explanation from the department and a recommendation from the City Manager or designee. The department's explanation must be sufficiently clear and provide adequate detail for the members of City Council to determine the need for the transfer.

11. That the City Manager or designee is hereby authorized to establish or amend budgets and staffing table changes for Interlocal Agreements, grants, and similar awards when the Interlocal Agreement or applications for such grants and awards have been previously approved by the City Council or the City Manager. All Interlocal Agreements or grant applications requiring City Council approval shall be prepared in accordance with established procedures. The agenda item shall clearly state (i) the funding source for Interlocal Agreements or (ii) the type and amount of the required City match and the funding source of the grant match. The City Manager or designee is hereby authorized to make such budget transfers and staffing table changes as are needed to close completed Interlocal Agreements, grants, and capital projects.

12. That the City Manager or designee is hereby authorized to accept and appropriate funds associated with donations made to the City in an amount not to exceed \$50,000. All funds donated to the City for City Council Special Projects Funds or Discretionary Accounts will be considered City funds and subject to all relevant federal, state, and local policies which may relate to the use and expenditure of same.

13. That the City Manager or designee is authorized to issue, without further City Council action, purchase orders against any contract offered through the Cooperative Purchasing Network, the Houston-Galveston Area Council (H-GAC) Cooperative Purchasing Program, the Texas Association of School Boards, Inc. (TASB, Inc.) Cooperative Purchasing Buy Board, the ESC-Region 19 Cooperative Purchasing Program, the Harris County Department of Education Cooperative Purchasing Program, Tarrant County Cooperative Purchasing Program, Texas Procurement and Supportive Services (TPASS),

Texas Multiple Award Schedule (TXMAS and TXSmartBuy), State of Texas Department of Information Resources (DIR), Technology Bidding and Purchasing Program (PEPPM), U.S. General Services Administration (GSA), National Intergovernmental Purchasing Alliance Company dba OMNIA Partners, Public Sector and/or Communities Program Management, LLC d/b/a U.S. Communities (collectively, the "OMNIA Partners Parties") Region 8 Education Service Center, International Purchasing System Program ("TIPS"), Division of Purchases and Supply (DPS), a business unit of the Department of General Services for the Commonwealth of Virginia and any other cooperative purchasing program authorized by the City Council. The City Manager or designee has the authority to sign any and all agreements related to purchases pursuant to this paragraph to effectuate the purchase.

14. That the City Manager or designee is authorized to issue, without further City Council action, purchase orders against any cooperative contract through the electronic catalog maintained or equal level. The purchase of vehicles, trucks and/or fire apparatus/pumpers shall be expressly prohibited from being sourced through the catalog.

15. That restricted fund(s) shall be expended only for those purposes for which each restricted fund was established.

16. That all monies in all funds, except for grant funds, budgeted for the City's contribution to the Employee's Health Benefit Program, Worker's Compensation, and Unemployment Funds be appropriately deposited into the respective fund by the City Chief Financial Officer or the City Manager's Designee before the closing of the Fiscal Year, and in accordance with procedures established by the City Manager or designee.

17. That the City Manager or designee is hereby authorized to issue, without further City Council action, purchase orders for annualized insurance coverage in accordance with the amount of funding established for such coverage in the FY 2025 budget when the award of such contracts or Interlocal Agreements for coverage has been previously approved by Council.

18. That the City shall calculate monthly deduction, premium, and/or fee for health, dental, vision, life, and disability coverage during the current coverage month effective January 1, 2025. If the coverage effective date for enrollment/change falls on or before the 15th of the month, a full deduction, premium, and/or fee is processed; if the effective date falls after the 15th of the month, no deduction, premium, and/or fee is processed for that month. If the coverage termination date falls on or before the 15th of the month, no deduction, premium, and/or fee is processed; if the termination date falls after the 15th of the month, a full deduction, premium, and/or fee is processed for the month.

19. That the City Manager or designee authorizes and approves a compensation increase for non-uniformed full-time, part-time and temporary employees as follows:

a. This resolution hereby establishes the City's minimum wage at \$13.61 per hour effective September 8, 2024 & \$14.11 per hour effective February 23, 2025. All pay ranges and job classifications will be increased accordingly.

b. An increase of \$0.50 per hour, or a minimum of 1.25%, whichever is greater, for all non-uniform employees shall be paid starting on the September 8, 2024 pay period and an additional increase of \$0.50

per hour, or a minimum of 1.25%, whichever is greater, for all non-uniform employees shall be paid starting on the February 23, 2025 pay period, and in accordance with the processes established by the City's Human Resources Department.

c. This increase in compensation will be based on the hourly rates as of September 8, 2024 and February 23, 2025 of the positions identified herein. Employees must be of active status as of above-identified dates to receive this pay increase; provided however, that the City Manager may approve this increase in compensation based on the availability of funds and other management factors as determined by the City Manager.

d. An increase of 5% for all City Attorneys of the City Attorney's Office, effective September 8, 2024. Employees must be in active status as of September 8, 2024 to receive this increase.

20. That any employee pay increases for non-uniformed employees shall be given on the date or dates established by the City Manager based on the availability of funding for such purposes in FY 2025. No employee pay increases shall be paid retroactively to an anniversary date or date of a performance evaluation. Any increases for certification pay established in Ordinance 8064, as amended, or by resolution pursuant to the Ordinance as may be appropriate, may be given by the City Manager in the manner provided for in or by the Ordinance to the eligible employee classifications set forth in **Schedule B-1**.

21. That for purposes of recognizing the service time of an employee (classified, unclassified, and/or contract) other than uniformed employees covered under collective bargaining agreements an amount that most closely approximates a two percent (2%) increase will be added to the base pay of each employee on the anniversary date five (5) years of service, two and one half percent (2.5%) on the anniversary date of ten (10) years of service, three percent (3%) on the anniversary date of fifteen (15) years of service, and three and one half percent (3.5%) on the anniversary date of twenty (20) years of service and four percent (4%) on the anniversary date of twenty five (25) years of service and four and one half percent (4.5%) on the anniversary date of thirty (30) years of service and five percent (5%) for any other five year incremental period on or beyond thirty five (35) years of service accrued by an employee.

22. That the City Manager be authorized to establish employee incentive program(s) subject to the availability of funds, and approve such administrative policies and procedures necessary for the inception and implementation of such programs:

a. the wellness program in the City's health benefit plan for the amount established in each fiscal year's budget in an amount not to exceed \$150 per employee each month during the fiscal year, in accordance with the City Manager's administrative policy and shall include a component that allows City employees to earn up to one wellness day off annually (as designated in the administrative policy); and

b. employees whose job specifications require a commercial driver's license or whose work includes the tracking of specific safety criteria to be eligible for a payment not to exceed \$350 per employee each year based on the employee's accident-free driving record or established safety criteria for a period (i.e. quarterly, semi-annually, etc.) to be established in administrative policy and payable in increments based on such periods; and

c. employees whose job specifications requires or may require a commercial driver's licenses (CDL)

may be eligible for additional pay of \$90 per pay period, provided that the employee must be in active status, their CDL in good standing, and otherwise in conformity with approved administrative CDL retention policies; and

d. non-executive level employees will receive incentive pay of 10% of base salary while employed with the Office of the Comptroller (OTC). This incentive is only effective during their employment at OTC and otherwise in conformity with approved administrative OTC incentive pay policies; and

e. one-time payments in an amount not to exceed \$100 (and any taxes due) for each employee who is assigned additional duties in serving on a Lean Six Sigma team and which the project demonstrates measurable cost avoidance or savings; and

f. for perfect attendance in a 6-month period established by administrative policy, cash payment of \$50 and the option to convert 8 hours of sick leave for personal business, as set forth in the administrative policy; and

g. employees who are assigned additional responsibilities for completion of a major project whose scope has broad city-wide application may be eligible for monthly payment in an amount not to exceed 5% of current annual salary of employee; and

h. qualifying non-uniform employees will receive a lump sum not to exceed \$250 as part of an annual performance review as defined under the administrative policy; and

i. payments in an amount of \$90 per pay period for each employee whose job requires immunizations to ensure the health and safety of the employees and animals during their employment at Animal Services Department (ASD) and the Zoo and otherwise in conformity with approved administrative ASD and Zoo infectious disease and/or incentive pay policies; and

j. quarterly payments in the amount of \$150 for each employee who is required, in writing by a Department Head, to use their personally owned tools in the performance of the duties of their position, to be used for the replacement of broken or damaged tools, and for purchasing new tools to facilitate the performance of the employee's job. A list of employees approved to receive tool payment will be forwarded to Human Resources. The Department Head may request receipts as proof of purchase of the tools.

23. That Appendix A, as required to be maintained by the Human Resources Director and approved by the City Council by the Classification and Compensation Plan, Ordinance 8064, as amended, shall be as established as set forth in **Schedule D**, for such time until the Council, by resolution and as provided in Ordinance 8064, should amend or further revise.

24. That the City Manager is hereby authorized to annually adopt a Tuition Assistance Policy, which provides for tuition assistance to qualified employees in accordance with the amount of funding established for such a program. Such policy may be amended as deemed necessary by the City Manager.

25. That based on the availability of funds, the City Manager is authorized to expend no more than \$100,000 from the budget to establish and implement an on-the-spot rewards program to provide small

monetary awards (face value up to \$100) to recognize immediately extraordinary acts, accomplishments or contributions that are above and beyond the typical duties of the rewarded employee. On-the-spot rewards are not in lieu of merit increases or other salary increases based on sustained high-quality employee performance. An employee shall receive no more than two (2) monetary awards under this section per fiscal year.

26. That the City Manager is authorized through an administrative policy and procedure to approve Department Hybrid Staffing Plans, to provide options that promote and support a high quality of work life balance for City employees, while meeting the customer services needs of the community.

27. That the hotel occupancy taxes collected by the City shall be used by El Paso Convention and Performing Arts Center (Destination El Paso) and the Department of Museums and Cultural Affairs to fund their respective operations in accordance with El Paso City Code and State law. The functions of the Plaza Theater, McKelligon Canyon shall be included with the functions of El Paso Convention and Performing Arts Center (Destination El Paso). Expenditures from said fund shall be made in accordance with their respective adopted budgets.

28. That the special additional hotel occupancy tax collected and deposited into the Venue Project Fund (as well as other amounts contained in such fund) shall be used by the City to pay its obligations under the Master Lease Agreement Relating to the Downtown Ballpark Venue Project between the City and the City of El Paso Downtown Development Corporation or other ballpark costs and such funds are appropriated accordingly.

29. That any travel expenditure for a City Council member that exceeds the FY 2025 City Council member's budget, including discretionary funds for the City Council Member's district, must be approved by the City Council and a funding source shall be identified by the City Council.

30. That City Council members must notify the City Manager or designee of any expenditure from budgeted City Council Special Projects or Discretionary Accounts, so that City staff can maintain a current balance of the individual City Council Member's year-to- date expenditure for said accounts. Prior to the use of a P-Card for a proposed expenditure, City Council should identify the municipal purpose of the expenditure and the proposed expenditure should be reviewed and authorized by the City Manager or designee in writing, subject to confirmation by the City Attorney's Office, or authorized by the City Council, prior to the expenditure. Per the Resolution dated November 8, 1994, that the allocation of discretionary funds requires City Council approval, except a District Representative may allocate discretionary funds up to \$1,000 or less for activities and purposes that are administrative in nature and are to be approved in the same nature as the general fund expenditures. The City Manager or designee shall implement similar appropriate processes when utilizing discretionary funds through any other procurement or a reimbursement process. All Special Projects, Discretionary, and P-Card transactions will be posted monthly to the City Council Agenda for notation and to the City's website to include the City Council member and their staff. Expenditures under this section shall adhere with all relevant city and state laws and policies.

31. That all obligations for the payment of money by City departments and agencies, including grantees, shall be made in accordance with procedures established by the City Manager or designee.

32. That no employee or elected official shall incur an obligation for capital, supplies, wages, or otherwise, unless an adequate appropriation has been made in the budget to meet the obligation and said obligation has been incurred in accordance with the accounting, legal, budgetary, purchasing, and Human Resources policies and procedures of the City.
33. That the Full-Time Equivalent (FTE) positions funded by the FY 2025 Budget, and those listed in the Authorized Staffing Table, shall constitute the authorized FTE positions for each department. Requests for changes and additions shall be approved by the City Manager or designee and shall show the impact on the FY 2025 Budget and the estimated impact on expenditures for FY 2026.
34. That any non-vacant classified employee position which is identified for abolishment upon adoption of the FY 2025 Budget, shall be funded until the earlier of October 14, 2024 or sufficient time for the Human Resources Department to carry out the provisions of the City Charter related to lay-offs.
35. That the City Manager is hereby authorized to transfer any amount in the Salary Reserve appropriation, personal services appropriations, contingency appropriations, capital acquisition appropriations between departments within the General Fund or an Enterprise Fund (to the extent permitted by law), whether it is non-uniformed or uniformed salary expense, or capital expense, as necessary in connection with closing the FY 2025.
36. That based on the availability of funds the City Manager or designee shall transfer on a monthly basis \$12,500 from the cash balance of the Bridge Operations Fund to the Bridge Maintenance Fund; transfer on an annual basis revenue derived from ground lease franchises, not to exceed \$91,782 from the Bridge Operations Fund to the Bridge Maintenance Fund. Any remaining balance shall be transferred to the General Fund, except for the \$25,000 Unreserved Balance and any required cash, which must be maintained pursuant to any bridge revenue bond covenants or other debt financing.
37. That all non-expended appropriations in the General Fund and Enterprise Fund shall lapse at the end of FY 2025, unless reviewed and approved not to lapse by the City Manager or designee.
38. That within forty-five (45) working days after the close of each fiscal quarter, the City Manager or designee shall provide a quarterly report to City Council regarding the status and year-end projection of the budget.
39. That the City shall charge the maximum allowable interest rate and impose the maximum allowable penalty pursuant to State or Federal laws, on any amounts past due to the City. Any amounts that are one hundred twenty (120) days past due will be reported to the Credit Bureau, in accordance with State and Federal law, and will be turned over to the City Attorney or a collection agency for collection or the proper disposition.
40. That monies that the City receives from licenses, fees, fines, and other charges for services shall be analyzed to determine if the City is recovering the cost of providing such services. Recommendations shall be made to the City Manager or designee for any revisions to licenses, fees, fines and other charges.
41. That appropriation control for expenditures shall be at the Object Level.

42. That expenditures shall be in accordance with the City of El Paso – Strategic Plan.
43. That **Schedule A** amends revenues and appropriations to the City Manager's filed budget; **Schedule B** amends staffing tables to the City Manager's filed budget and **Schedule B-1** sets forth the employee classifications eligible for certification pay; **Schedule C** sets forth fees and formulas for calculating certain fees that are to be charged by the City for the goods and services it provides; **Schedule D** contains Appendix A, as referenced by the Classification and Compensation Plan, Ordinance 8064, as amended; and **Schedule E** sets forth the list of and approved budget for annualized computer software and hardware which may be purchased as a sole source; and **Schedule F** is the 2024 Tax Rate Calculation Worksheet included in accordance with Texas Tax Code Chapter 26. For any programs, activities, presentations, classes or services that have a fee range listed within **Schedule C**, the department head shall determine and charge a fee within the stated range for each particular activity, presentation, class or service in the amount that will recover the City's costs, as reviewed and approved by the City Manager or designee. Any revisions or additions to the fees listed in **Schedule C**, or the process or formula used for setting fees, shall be approved by simple resolution of the City Council.
44. That the City Manager or designee is authorized to determine when it is practicable for the City to accept payments by credit card of a fee, fine, court cost or other charge in accordance with City Ordinance No. 15051. Service charges added to the payment shall be in conformity with state statutory requirements and will be in such amount(s) as listed in **Schedule C**, provided that in the event that bank charges imposed on the City relating to credit card acceptance increase during the fiscal year, the City Manager is authorized to increase the service charge amount(s), so as to cover the City's increased costs.
45. That the Department of Aviation shall be authorized to collect a daily rental fee for space in their cargo buildings and daily terminal fees as set forth in **Schedule C**, and the department shall collect the fees authorized in prior resolutions of the City Council for hangars, tie-downs, storage, heavy aircraft parking and for public parking at the Airport in the amounts as set forth in **Schedule C** attached hereto and that **Schedule C** shall be the controlling resolution for the establishment of the specific amounts of these fees.
46. That the Department of Aviation's Foreign Trade Zone is authorized to collect fees to recover costs, as set forth in **Schedule C**, relating to duties in connection with (a) Blanket Admission - 214; (b) Direct Delivery Admission, Subsequent 214; (c) Application Fee, Subzone; (d) Application Fee, New General-Purpose Site (Minor Boundary Modification); (e) Application Fee, Expansion Site (Magnet); and (f) Alteration Request. The Department of Aviation's Foreign Trade Zone is also authorized to collect fees based on other changes as outlined in the **Schedule C**.
47. That in addition to City created programs, activities, presentations, classes ("City programs") and City produced or supported publications that are offered to the public in conjunction with the missions of the various departments for which the fees are separately established in **Schedule C**, the City Council authorizes City department directors to create and offer new City programs and publications, on a trial or temporary basis, as may be of benefit to the public and as the directors may deem appropriate and within his/her department's capacity for providing new City programs or publications. The fee for participation in each such new City program or the cost to obtain such a publication shall be established in an amount that will recover the City's costs to present each such City Program or provide the publication, as reviewed and approved by the City Manager or designee. The City Manager or designee shall maintain a list of all

fees approved pursuant to this paragraph, which shall be made available to the public.

48. That the City Council sets the level of City funding support to persons and organizations seeking such support for parades that fulfill a public purpose in accordance with the process, criteria and other provisions of Section 13.36 of the City Code, in an amount not to exceed \$200,000, and that the City Manager is authorized to equitably allocate such funding among the qualified applicants and sign funding agreements with such applicants.

49. That the City Council sets the maximum level of funding for the Parks and Recreation Department's needs assessment scholarship program, as may be established by ordinance, in the amount of \$200,000, with a maximum benefit per child of \$150, for FY 2025. Receipt of scholarship funds for the Club Rec Program does not count towards the \$150 maximum per child limit.

50. That the City Council authorizes the conduct of the Holiday Parade and Tree Lighting as a program event within the Parks and Recreation Department; authorizes funding for the event as established within the City's adopted budget; authorizes the City Manager to determine and approve participation in the event by other City departments and personnel; and authorizes the Parks and Recreation Department to charge the entry fee as set forth in **Schedule C** to non-City persons and organizations who submit entries in the parade.

51. That the City Manager is authorized to revise appropriate budgets to provide for changes of functions and reorganization of departments approved by City Council, to include the transfer of functions, duties and related budgets between departments.

52. That the Director of Aviation be authorized to establish a Premium Parking program, as approved by the City Manager, at the airport for public parking at the premium fees set forth in **Schedule C**, which will allow parking spaces to be reserved in advance by members of the general public.

53. That the Director of Aviation be authorized to establish a program, as approved by the City Manager, at the airport whereby the Director or his/her designee may provide gratis airport parking passes as appropriate for the promotion of the airport as the premier gateway for air transportation for the El Paso region. The total value of all gratis parking passes provided under this program during FY 2025 shall not exceed \$10000.

54. That the Director of Aviation be authorized to collect fees to recover costs for work completed by El Paso International Airport on behalf of airport tenants in the amounts set forth in **Schedule C**.

55. The Department of Aviation is authorized to collect fees to recover costs, as set forth in **Schedule C**, relating to duties in connection with (a) conduct of criminal history back ground checks; (b) SIDA Badge issuance; (c) AOA Badge issuance; (d) AOA Badge renewal; (e) SIDA/Sterile area badge renewal; and (f) Reimbursement for Lost Not Returned Badges as listed on **Schedule C**.

56. That the environmental service franchise fee will be used to support the General Fund expenditures of the Streets and Maintenance department.

57. That the Department of Environmental Services is authorized to collect fee to recover costs, as set

forth in **Schedule C**, related to safety articles sold upon request to members of the public accessing the Greater El Paso Landfill.

58. That the Department of Animal Services is authorized to collect fees to recover costs as set forth in **Schedule C**, related to the veterinary services provided at the City's spay and neuter clinic, for services provided at the clinic and shelter relating to the health and safety of animals, and for those services that are provided to the animal while at its facilities in order to bring the animal into compliance with the El Paso City Code's requirements. The Director of Animal Services is authorized to waive or reduce animal services fees in **Schedule C**, when appropriate and in line with their mission.

59. That the Department of Environmental Services is authorized to provide mulch/compost at the Citizen Collection Stations and at the Greater El Paso Landfill at no cost to citizens or commercial customers that pick up the mulch/compost and may collect a delivery fee from commercial customers requesting delivery, since the recycling of trees and other yard waste used to generate mulch/compost serves a health and public safety purpose because materials are diverted from the City's landfills and the useful life of the landfills is extended.

60. That the City Manager or designee be authorized to negotiate, award and enter into agreements and other documents on behalf of the City for the annualized computer licenses and maintenance of software and hardware specified in **Schedule E**, and any software or hardware that are available only from one source pursuant to applicable laws, in amounts not to exceed the amounts in the FY 2025 approved budget and set forth in **Schedule E**; provided, however, that all such agreements are in compliance with law and shall be approved as to form by the City Attorney.

61. That the City Council will allow the Public Service Board and the El Paso Water Utilities to use fire hydrants in conjunction with requiring developer dedications or payments for the costs of fire hydrants and together with the value of the use of City right-of-way in conjunction with system operation and functions by the Public Service Board and the El Paso Water Utilities, they are in exchange for all charges and costs owed by the City for water used by the City for firefighting purposes, and this provision supersedes all prior resolutions of the City Council regarding this matter.

62. A City Council member's seat subject to election or re-election shall not expend any discretionary funds during the Lamé Duck period, which is the time period from the date of any City election until inauguration of those elected or certification of the results for those re-elected.

63. That the City Manager is authorized to establish or amend the budget for the Parkland dedication fees special fund for FY 2025, provided that such funds are committed and used in compliance with applicable city ordinances.

64. That the City Manager may appropriate up to \$500,000 from the Fleet Internal Service Fund reserves for the Streets and Maintenance Department purchase of fuel and inventory items for the city fleet.

65. That the City Manager may allocate \$5,000,000 from the Pay for Futures fund for the use of the FY 2025 General Fund budget.

66. That the franchise fee paid by the El Paso Water Utilities in the amount not to exceed \$6,550,000.00 ("PSB Infrastructure Franchise Fee"), which compensates the City of El Paso for the use of city streets and rights of way for utility lines and wear and tear on City streets, will be allocated as follows: up to \$3,000,000.00 will be allocated to street maintenance and the remaining PSB Infrastructure Franchise Fee funds to the General Fund.

67. City Council establishes that the police department adopted budget was \$177,025,187 for FY 21-22, \$192,249,635 for FY 22-23, and \$205,161,844 for FY 23-24. The police department budget for FY 24-25 is hereby established to be \$213,946,658. Therefore, the City Council of the City of El Paso, Texas finds and declares that the City of El Paso is not a defunding municipality as provided in Chapter 109 of the Texas Local Government Code.

68. That the City Manager or designee shall immediately file, or cause to be filed a true copy of the FY 2025 Budget and a copy of this Resolution in the offices of the City Clerk and the County Clerk of El Paso, and post the same on the City's website.

[SIGNATURES BEGIN ON THE FOLLOWING PAGE]

PASSED AND APPROVED this ____ day of August 2024.


CITY OF EL PASO:

Oscar Leeser
Mayor

ATTEST:


Laura D. Prine
City Clerk

APPROVED AS TO FORM:



Ignacio R. Troncoso
Assistant City Attorney

APPROVED AS TO CONTENT:



K. Nicole Cote, Managing Director
Office of Management & Budget

**SCHEDULE A
REVENUES AND EXPENDITURES
CHANGES TO THE PROPOSED BUDGET FY 2025
AS OF 08/13/2024**

Beginning Proposed All Funds Revenues/Expenditures 1,335,439,357

Beginning Proposed General Fund Revenue 599,635,163

Department	Division	Account	Account Description	Increase / (Decrease)
NON-DEPARTMENTAL	99999	401010	REAL PROPERTY TAX COLLECTIONS	(4,856,739)
	99999	405067	REIMBURSED EXPENDITURES	(1,000,000)
	99999	450000	INVESTMENT INTEREST REVENUE	2,000,000
	99999	460040	STATE SUBSIDIES	1,656,739
	99999	470020	FUND BALANCE TRANSFERS (SOURCE)	2,200,000

Total Revisions to the General Fund Revenue (0)

Total Revised General Fund Revenue 599,635,163

Beginning Proposed General Fund Expenditures 599,635,163

Department	Division	Account	Account Description	Inc / (Decrease)
INFORMATION TECHNOLOGY	15090	501XXX	VARIOUS SALARY ACCOUNTS	(96,875)
	15100	501XXX	VARIOUS SALARY ACCOUNTS	96,875
STREETS AND MAINTENANCE	31040	501XXX	VARIOUS SALARY ACCOUNTS	(234)
	32020	501XXX	VARIOUS SALARY ACCOUNTS	(4,831)
	32040	501XXX	VARIOUS SALARY ACCOUNTS	30,315
	32060	501XXX	VARIOUS SALARY ACCOUNTS	(25,250)

Total Revisions to the General Fund Expenditures (0)

Total Revised General Fund Expenditures 599,635,163

Beginning Proposed Non-General Fund Revenue 735,804,193

Department	Division	Account	Account Description	Inc / (Decrease)
COMMUNITY AND HUMAN DEVELOPMENT	71140	460000	FEDERAL GRANT PROCEEDS	(758,314)
ECONOMIC DEVELOPMENT	48050	401010	REAL PROPERTY TAX COLLECTIONS	(456,855)
MUSEUM AND CULTURAL AFFAIRS	54600	443010	EVENT FEES	4,000
	54600	443020	INSTRUCTIONAL FEES	5,000
	54600	443030	MEMBERSHIP FEES	1,000
	54600	450200	FACILITY RENTALS REVENUE	10,000
NON-DEPARTMENTAL	99932	401010	REAL PROPERTY TAX COLLECTIONS	(581,256)
	99933	401010	REAL PROPERTY TAX COLLECTIONS	(4,451,738)
	99934	401010	REAL PROPERTY TAX COLLECTIONS	(3,169,000)
	99935	401010	REAL PROPERTY TAX COLLECTIONS	(4,038,750)
	99968	401010	REAL PROPERTY TAX COLLECTIONS	11,221,629
	99968	470020	FUND BALANCE TRANSFERS (SOURCE)	430,521
	99999	401010	REAL PROPERTY TAX COLLECTIONS	(313,539)
PUBLIC HEALTH	41300	460000	FEDERAL GRANT PROCEEDS	(270,137)

Total Revisions to the Non-General Fund Revenue (2,367,439)

Total Revised Non-General Fund Revenue 733,436,754

Total Revised All Funds Revenue **1,333,071,917**

Beginning Proposed Non-General Fund Expenditures 735,804,193

Department	Division	Account	Account Description	Inc / (Decrease)
COMMUNITY AND HUMAN DEVELOPMENT	71140	552000	COMMUNITY SERVICE PROJECTS	(758,314)
ECONOMIC DEVELOPMENT	48050	570020	FUND BALANCE TRANSFERS (USES)	(456,855)
ENVIRONMENTAL SERVICES	34100	501XXX	VARIOUS SALARY ACCOUNTS	(54,158)
	34130	501XXX	VARIOUS SALARY ACCOUNTS	54,158
MUSEUM AND CULTURAL AFFAIRS	54600	521170	PROMOTIONAL SERVICES	3,000
	54600	522140	TRAINING INSTRUCTION CONTRACTS	4,000
	54600	522150	OUTSIDE CONTRACTS - NOC	7,500
	54600	531150	FOOD AND BEVERAGES SUPPLIES	4,000
	54600	531160	RECREATIONAL SUPPLIES	1,000
	54600	554020	BANK SVC CHRGS & CR CARD FEES	500
NON-DEPARTMENTAL	99932	553000	INTEREST EXPENSE	(581,256)
	99933	553000	INTEREST EXPENSE	(526,738)
	99933	554110	PRINCIPAL PAYMENT EXPENSE	(3,925,000)
	99934	553000	INTEREST EXPENSE	(1,394,000)
	99934	554110	PRINCIPAL PAYMENT EXPENSE	(1,775,000)
	99935	553000	INTEREST EXPENSE	(1,168,750)
	99935	554110	PRINCIPAL PAYMENT EXPENSE	(2,870,000)
	99968	521060	BOND FIN ADVISORY SERVICE	1,175
	99968	521840	ARBITRAGE BOND REVIEW SERVICE	475
	99968	553000	INTEREST EXPENSE	3,035,500
	99968	554110	PRINCIPAL PAYMENT EXPENSE	8,615,000
	99999	522170	INTERLOCAL AGREEMENTS	315,636
	99999	570020	FUND BALANCE TRANSFERS (USES)	(629,175)

**SCHEDULE A
REVENUES AND EXPENDITURES
CHANGES TO THE PROPOSED BUDGET FY 2025
AS OF 08/13/2024**

PUBLIC HEALTH	41300	501XXX	VARIOUS SALARY ACCOUNTS	(20,830)
	41300	522090	PRINTING SERVICES CONTRACTS	2
	41300	524110	LEASES NOC	(143,775)
	41300	524130	COPIER CONTRACT SERVICES	(797)
	41300	531000	OFFICE SUPPLIES	(1,998)
	41300	531010	EQUIPMENT PURCHASE UNDER 500	(497)
	41300	531020	PROMOTIONAL SUPPLIES	(9,497)
	41300	533040	FURNITURE & EQUIP LESS 500	500
	41300	540020	WIRELESS COMMUNICATION SERVICE	440
	41300	542010	TRAVEL EXPENSES - EMPLOYEES	(1,360)
	41300	542030	MILEAGE ALLOWANCES	2
	41300	542035	POSTAGE & SHIPPING	(199)
	41300	544060	OTHER SERVICES CHARGES EXPENSE	(62,666)
	41300	544120	SEMINARS CONTINUING EDUCATION	(1,998)
	41300	544140	PROFESSIONAL LICENSES & MEMBER	(836)
	41300	544150	INDIRECT COST EXPENDITURES	(26,628)
SUN METRO	60050	532000	BUILDINGS FACILITIES MAINT REP	3,500,000
	60050	580270	CONSTRUCTION (CWIP)	(3,500,000)
Total Revisions to the Non-General Fund Expenditures				(2,367,439)
Total Revised Non-General Fund Expenditures				733,436,754
Total Revised All Funds Expenditures				1,333,071,917

**SCHEDULE B
STAFFING TABLE
CHANGES TO THE PROPOSED BUDGET FY 2025
AS OF 08/13/2024**

DEPARTMENT	JOB CODE	TITLE		
AVIATION	12250	Accounting/Payroll Specialist	Delete	(1.00)
	13320	Civil Engineer Associate	Delete	(1.00)
	13840	Engineering Aide	Delete	(1.00)
	U1070	Research and Management Assistant	Add	1.00
	U3280	Undergraduate Intern	Delete	(0.50)
	U3285	Business Education Student	Delete	(0.60)
	U4850	Project Accountant	Add	1.00
	U6530	Events & Programming Coordinator	Add	1.00
CAPITAL IMPROVEMENT DEPARTMENT	12250	Accounting/Payroll Specialist	Delete	(1.00)
	13810	Engineering Associate	Delete	(1.00)
	U3055	Financial Research Analyst	Add	1.00
CITY ATTORNEY	L1252	Assistant City Attorney III	Add	1.00
	L1260	Assistant City Attorney I	Delete	(1.00)
FIRE	19615	Communications Manager	Add	1.00
	U8537	Public Safety Operations Training Coordinator	Delete	(1.00)
INFORMATION TECHNOLOGY	U4235	Support Services Specialist II	Add	1.00
	U4315	Senior Project Manager	Add	1.00
	U4325	Project Manager	Delete	(1.00)
	U5836	Strategic Initiatives Coordinator	Delete	(1.00)
LIBRARY	15570	Library Customer Service Specialist	Add	1.00
	15580	Library Assistant	Delete	(1.00)
MUNICIPAL COURT	11210	Office Manager	Delete	(1.00)
	12330	Revenue Processing Supervisor	Delete	(1.00)
	19131	Judicial Support Services Supervisor	Add	1.00
	19133	Case Processing Supervisor	Add	1.00
PARKS AND RECREATION	18430	Equipment Operator	Delete	(1.00)
	18570	General Service Worker	Delete	(2.00)
	U6790	Quality Assurance Manager	Add	1.00
POLICE	11180	Research Assistant	Delete	(1.00)
	U8050	Police Support Services Specialist	Add	1.00
PUBLIC HEALTH	U0135	Public Health Nutritionist	Add	1.00
	U0445	Health Education and Prevention Specialist	Add	0.50
	U3210	Dental Office Manager	Delete	(1.00)
	U9730	Health Project Coordinator	Add	1.00
	U9835	Registered Nurse	Add	0.50
PURCHASING AND STRATEGIC SOURCING	U3038	Lead Financial Research Analyst	Add	1.00
	U3455	Business Systems Analyst	Delete	(1.00)
STREETS AND MAINTENANCE	17285	Capital Projects Inspector	Add	2.00
	17510	Traffic Control Installation Supervisor	Delete	(1.00)
	18030	Fleet Maintenance Supervisor	Delete	(1.00)
	18704	HVAC Technician	Add	1.00
	18740	Maintenance Mechanic	Delete	(1.00)
	U1230	Heavy Vehicle Maint. Lead Tech	Add	3.00
	U1240	Heavy Vehicle Maintenance Tech	Delete	(3.00)
	U3745	Database Administrator I	Add	1.00
	U7450	Heavy Vehicle Maintenance Supervisor	Add	1.00
	SUN METRO	11510	Transit Stock Controller	Delete
14420		Transit Operator	Delete	(0.50)
U3046		Logistics Program Manager	Add	1.00

**SCHEDULE B
STAFFING TABLE
CHANGES TO THE PROPOSED BUDGET FY 2025
AS OF 08/13/2024**

DEPARTMENT	JOB CODE	TITLE		
ZOO	18520	Facilities Maintenance Lead Worker	Add	1.00
	18570	General Service Worker	Delete	(1.00)
BEGINNING PROPOSED ALL FUNDS FTE's				7,209.51
TOTAL REVISIONS				(0.60)
REVISED ALL FUNDS FTE's				<u>7,209.91</u>

SCHEDULE B1

3.12 CERTIFICATION PAY

A certification pay program is hereby established and the City Manager is authorized to determine if or when the program will be utilized, and when it shall cease. Employees who are receiving certification pay granted pursuant to Ordinance 8064, as amended, on the effective date of this ordinance shall continue to be eligible to receive such certification pay through August 31, 2012. Effective September 1, 2012 determinations of eligibility to receive certification pay will be made each year by the City Council at the recommendation of the City Manager in the annual budget resolution. Each year those employees who are eligible, if any, will be set forth in a schedule attached to the annual budget resolution. The purpose of the program is to provide an incentive to employees to earn and maintain certifications that can be used in the effective and efficient delivery of core business services. (Passed 02/24/09 and Amended 3/6/12)

A) **Eligibility.** Employees in the following job classifications are eligible to receive certification pay:

- 13320 Civil Engineer Associate
- 13370 Electrical Engineering Associate
- 13570 Mechanical Engineering Associate
- 13815 Engineering Lead Technician
- 13820 Engineering Senior Technician
- 13830 Engineering Technician
- 17130 Chief Building Inspector
- 17222 Building Inspector Supervisor
- 17215 Building Combination Inspector Supervisor
- 17235 Building Inspector
- 17225 Building Combination Inspector
- 17230 Electrical Inspector Supervisor
- 17240 Electrical Inspector
- 17220 Mechanical & Plumbing Inspector Supervisor
- 17260 Plumbing Inspector
- 17270 Mechanical Inspector
- 17280 Landscape Inspector
- 17340 Chief Plans Examiner
- 17343 Senior Plans Examiner
- 17350 Building Plans Examiner
- 17385 Mechanical & Plumbing Plans Examiner
- 17387 Building Inspector / Plans Examiner
- 17370 Electrical Plans Examiner
- 17380 Landscape Plans Examiner

B) **Listing of Approved Certificates.** The following certifications are the only recognized certificates eligible for payment of certification pay:

- Commercial Building Inspector
- Commercial Electrical Inspector
- Commercial Plumbing Inspector
- Commercial Mechanical Inspector
- Building Plans Examiner
- Electrical Plans Inspector
- Mechanical Plans Examiner
- Plumbing Plans Examiner
- Residential Combination Inspector
- Residential Plan Examiner
- Commercial Combination Inspector
- Accessibility Inspector/Plans Examiner
- Commercial Energy Inspector
- Residential Energy Inspector/Plans Examiner
- Certified Building Official
- Fire Inspector I
- Fire Inspector II
- Fire Plans Examiner
- Green Building Technologies

FY 2025 Schedule C
Departmental Fee List

Line No.	Department	Fee Description	Detail	FY 2025 Adopted Fees
1	All Departments	Public Information Act	Paper Records-Standard size(50 or fewer pgs.) +postage and shipping or fax charge.	\$0.10
2	All Departments	Public Information Act	Paper Records-Standard size(50+ pgs.) + personnel charge, overhead charge, actual misc. supplies, postage and shipping or fax charge	\$0.10
3	All Departments	Public Information Act	Paper Records-non standard size	
4	All Departments	Public Information Act	Blue prints	
5	All Departments	Public Information Act	18" x 24"	\$1.60
6	All Departments	Public Information Act	24" x 36"	\$1.80
7	All Departments	Public Information Act	30" x 42"	\$2.00
8	All Departments	Public Information Act	42" x 4"	\$2.00
9	All Departments	Public Information Act	42" x 5"	\$2.20
10	All Departments	Public Information Act	42" x 6"	\$2.40
11	All Departments	Public Information Act	42" x 7"	\$2.60
12	All Departments	Public Information Act	42" x 8"	\$2.80
13	All Departments	Public Information Act	+ postage, shipping, and misc. supplies	
14	All Departments	Public Information Act	Large Bond Copies	
15	All Departments	Public Information Act	12" x 18"	\$1.10
16	All Departments	Public Information Act	18" x 24"	\$1.10
17	All Departments	Public Information Act	24" x 36"	\$1.70
18	All Departments	Public Information Act	42" x 30"	\$1.70
19	All Departments	Public Information Act	+ postage, shipping, and misc. supplies	
20	All Departments	Public Information Act	Vellum copies	
21	All Departments	Public Information Act	24" x 36"	\$2.45
22	All Departments	Public Information Act	+ postage, shipping, and misc. supplies	
23	All Departments	Public Information Act	Other non standard size copies (per page)	\$0.50
24	All Departments	Public Information Act	+ personnel charge, overhead charge, postage, shipping, and misc. supplies	
25	All Departments	Public Information Act	Photographs (Police Department)	
26	All Departments	Public Information Act	4" x 5" color print	\$2.15
27	All Departments	Public Information Act	each additional print	\$0.95
28	All Departments	Public Information Act	5" x 7" color print	\$2.20
29	All Departments	Public Information Act	each additional print	\$1.00
30	All Departments	Public Information Act	8" x 10" color print	\$2.40
31	All Departments	Public Information Act	each additional print	\$1.20
32	All Departments	Public Information Act	Polaroid color print	\$2.75
33	All Departments	Public Information Act	each additional print	\$1.55
34	All Departments	Public Information Act	4" x 5" black & white print	\$3.00
35	All Departments	Public Information Act	each additional print	\$1.80
36	All Departments	Public Information Act	5" x 7" black & white print	\$3.25
37	All Departments	Public Information Act	each additional print	\$2.05
38	All Departments	Public Information Act	8" x 10" black & white print	\$3.50
39	All Departments	Public Information Act	each additional print	\$2.30
40	All Departments	Public Information Act	4" x 5" black & white mug	\$3.20
41	All Departments	Public Information Act	each additional print	\$2.00
42	All Departments	Public Information Act	Polaroid black & white	\$2.35
43	All Departments	Public Information Act	each additional print	\$1.15
44	All Departments	Public Information Act	+postage, shipping, misc. supplies	
45	All Departments	Public Information Act	Computer and electronic document imaging printouts	
46	All Departments	Public Information Act	Standard size + personnel, overhead, computer resource, computer programming, misc. supplies, postage and handling	\$0.10
47	All Departments	Public Information Act	Non-standard size + personnel, overhead, computer resource, computer programming, misc. supplies, postage and handling	\$0.50
48	All Departments	Public Information Act	Plotter media documents: + personnel, overhead, computer resource, computer programming, misc. supplies, postage and handling	
49	All Departments	Public Information Act	8 1/2" x 11" prints	\$0.24
50	All Departments	Public Information Act	11" x 17" prints	\$0.24
51	All Departments	Public Information Act	18" x 24" prints	\$0.48
52	All Departments	Public Information Act	24" x 36" prints	\$0.72
53	All Departments	Public Information Act	36" x 42" prints	\$0.96
54	All Departments	Public Information Act	Non-standard copies (microfilm, microfiche) + personnel, overhead, computer resource, computer programming, misc. supplies, postage and handling	
55	All Departments	Public Information Act	Standard	\$0.10
56	All Departments	Public Information Act	Non-standard	\$0.50
57	All Departments	Public Information Act	Media charge+ personnel, overhead charge, computer resources, computer programming, misc. supplies, postage and handling	
58	All Departments	Public Information Act	Diskette	\$1.00
59	All Departments	Public Information Act	Computer magnetic tape	
60	All Departments	Public Information Act	4mm	\$13.50
61	All Departments	Public Information Act	8mm	\$12.00

FY 2025 Schedule C
Departmental Fee List

Line No.	Department	Fee Description	Detail	FY 2025 Adopted Fees
62	All Departments	Public Information Act	9-track	\$11.00
63	All Departments	Public Information Act	Data cartridge	
64	All Departments	Public Information Act	2000 series	\$17.50
65	All Departments	Public Information Act	3000 series	\$20.00
66	All Departments	Public Information Act	6000 series	\$25.00
67	All Departments	Public Information Act	9000 series	\$35.00
68	All Departments	Public Information Act	600A	\$20.00
69	All Departments	Public Information Act	Tape Cartridge	
70	All Departments	Public Information Act	250 MB	\$38.00
71	All Departments	Public Information Act	525 MB	\$45.00
72	All Departments	Public Information Act	VHS video cassette	\$2.50
73	All Departments	Public Information Act	audio cassette	\$1.00
74	All Departments	Public Information Act	Mylar	
75	All Departments	Public Information Act	3 mil / per linear feet	\$0.85
76	All Departments	Public Information Act	4 mil / per linear feet	\$1.10
77	All Departments	Public Information Act	5 mil / per linear feet	\$1.35
78	All Departments	Public Information Act	Street code book	\$29.30
79	All Departments	Computer programming charge		\$26.00/hour
80	All Departments	Type of system	Mainframe	\$10.00/minute; \$0.17/second
81	All Departments	Type of system	Midrange	\$1.50/minute; \$0.03/second
82	All Departments	Type of system	Client/Server	\$2.20/hour; \$0.04/minute
83	All Departments	Type of system	PC or LAN	\$1.00/hour; \$0.02/minute
84	All Departments	Fax charge	Local transmission	\$0.10 per page
85	All Departments	Fax charge	Long distance within 915 area code	\$0.50 per page
86	All Departments	Fax charge	Long distance outside 915 area code	\$1.00 per page
87	All Departments	Overhead charge	Includes the cost of depreciation	\$3.00/hour; \$0.05/minute
88	All Departments	Personnel charge	See ordinance for guidance in how to assess this charge.	\$15.00/hour; \$0.25/minute
89	All Departments	Notary fees	Administering an oath or affirmation with certificate and seal	\$6.00
90	All Departments	Notary fees	A certificate under seal not otherwise provided for.	\$6.00
91	All Departments	Notary fees	A copy of a record or paper in the notary public's office.	\$0.50 for each page
92	All Departments	Notary fees	Swearing a witness to a deposition, certificate, seal, and other business connected with taking the deposition	\$6.00
93	All Departments	Credit Card Fee	City-wide credit card fee	1.98%
94	All Departments	Administrative Fee	Administrative cost to prepare liens.	\$100.00 charge for preparation of lien and the release of lien
95	Municipal Court	Credit Card Fee/ E-check	Municipal Court transactions	4.00%
96	Municipal Court	Parking Forfeits / Fines	GROUP A	
97	Municipal Court	Parking Forfeits / Fines	521 Expired Meter	\$25.00
98	Municipal Court	Parking Forfeits / Fines	503 Overtime Limit	\$25.00
99	Municipal Court	Parking Forfeits / Fines	524 Hotel Zone-Parking	\$25.00
100	Municipal Court	Parking Forfeits / Fines	512 Airport Limousine Zone	\$25.00
101	Municipal Court	Parking Forfeits / Fines	526 Protruding into Buffer Zone	\$25.00
102	Municipal Court	Parking Forfeits / Fines	504 Park on Bus or Taxi Stand	\$25.00
103	Municipal Court	Parking Forfeits / Fines	525 Other Overtime - Contrary to Sign	\$25.00
104	Municipal Court	Parking Forfeits / Fines	530 Passenger Loading Zone	\$25.00
105	Municipal Court	Parking Forfeits / Fines	532 Loading Zone: General over 30 minutes	\$25.00
106	Municipal Court	Parking Forfeits / Fines	533 Loading Zone: Commercial over 30 minutes	\$25.00
107	Municipal Court	Parking Forfeits / Fines	534 More than one meter space	\$25.00
108	Municipal Court	Parking Forfeits / Fines	535 Over 18" from Curb/Improper Proximity to Curb	\$25.00
109	Municipal Court	Parking Forfeits / Fines	536 Loading Zone: Not commercial vehicle	\$25.00
110	Municipal Court	Parking Forfeits / Fines	556 Within 30' of Stop Sign/ Stop Light	\$25.00
111	Municipal Court	Parking Forfeits / Fines	564 Park-Funeral Zone	\$25.00
112	Municipal Court	Parking Forfeits / Fines	567 Reserved Parking Space	\$25.00
113	Municipal Court	Parking Forfeits / Fines	591 Police/Police Motorcycle Zone	\$25.00
114	Municipal Court	Parking Forfeits / Fines	570 Alley-General Traffic Dist/Five Points/Not Loading	\$25.00
115	Municipal Court	Parking Forfeits / Fines	571 Airport-Contrary to Signs or Markings	\$25.00
116	Municipal Court	Parking Forfeits / Fines	572 Airport-Loading in Front of Terminal	\$25.00
117	Municipal Court	Parking Forfeits / Fines	573 Airport-West of Terminal w/o Authorization	\$25.00
118	Municipal Court	Parking Forfeits / Fines	Boot Fee	\$50.00
119	Municipal Court	Parking Forfeits / Fines	GROUP B	
120	Municipal Court	Parking Forfeits / Fines	551 Double Parking	\$55.00
121	Municipal Court	Parking Forfeits / Fines	552 Wrong Side of street	\$55.00
122	Municipal Court	Parking Forfeits / Fines	553 No Parking Zone	\$55.00
123	Municipal Court	Parking Forfeits / Fines	574 Contrary to Angle Parking Signs	\$55.00
124	Municipal Court	Parking Forfeits / Fines	592 Back-in Angled Parking Only	\$55.00
125	Municipal Court	Parking Forfeits / Fines	575 Alongside/Opposite Street Excavation	\$55.00
126	Municipal Court	Parking Forfeits / Fines	576 Violation of Street Cleaning/Construction of Signs	\$55.00
127	Municipal Court	Parking Forfeits / Fines	577 Violation of Official Sign Prohibiting Parking	\$55.00
128	Municipal Court	Parking Forfeits / Fines	578 News Media Zone	\$55.00
129	Municipal Court	Parking Forfeits / Fines	579 Inspection Zone	\$55.00
130	Municipal Court	Parking Forfeits / Fines	580 Covered Meter	\$55.00
131	Municipal Court	Parking Forfeits / Fines	581 In Violation of Sign/Adjacent to School	\$55.00
132	Municipal Court	Parking Forfeits / Fines	582 In Violation of Sign/Narrow Street	\$55.00
133	Municipal Court	Parking Forfeits / Fines	583 In Violation of Sign/One-Way Street	\$55.00
134	Municipal Court	Parking Forfeits / Fines	584 Temporary No Parking Zone	\$55.00
135	Municipal Court	Parking Forfeits / Fines	585 Adjacent to Safety Zone	\$55.00
136	Municipal Court	Parking Forfeits / Fines	586 Yellow Curb Markings	\$55.00
137	Municipal Court	Parking Forfeits / Fines	587 In-Designated Bike Lanes	\$55.00
138	Municipal Court	Parking Forfeits / Fines	508 Parking within 20' of Fire Station	\$55.00

FY 2025 Schedule C
Departmental Fee List

Line No.	Department	Fee Description	Detail	FY 2025 Adopted Fees
139	Municipal Court	Parking Forfeits / Fines	509 Parking within 50' of Railroad Crossing	\$55.00
140	Municipal Court	Parking Forfeits / Fines	548 Easement/Parkway	\$55.00
141	Municipal Court	Parking Forfeits / Fines	559 Parking on Sidewalk	\$55.00
142	Municipal Court	Parking Forfeits / Fines	560 Parking on crosswalk/w 20' crosswalk	\$55.00
143	Municipal Court	Parking Forfeits / Fines	561 Parking within 15' of Fire Hydrant	\$55.00
144	Municipal Court	Parking Forfeits / Fines	562 Obstruct by Improper Parking (alley)	\$55.00
145	Municipal Court	Parking Forfeits / Fines	563 Blocking Driveway	\$55.00
146	Municipal Court	Parking Forfeits / Fines	565 Parking on Median	\$55.00
147	Municipal Court	Parking Forfeits / Fines	568 Parking on Bridge	\$55.00
148	Municipal Court	Parking Forfeits / Fines	569 In Alleys Contrary to Sign	\$55.00
149	Municipal Court	Parking Forfeits / Fines	GROUP C	
150	Municipal Court	Parking Forfeits / Fines	555 Fire Lane	\$150.00
151	Municipal Court	Parking Forfeits / Fines	589 Hazardous/Congested Place	\$150.00
152	Municipal Court	Parking Forfeits / Fines	590 Within Intersection	\$150.00
153	Municipal Court	Parking Forfeits / Fines	GROUP D	
154	Municipal Court	Parking Forfeits / Fines	549/550/554 Handicapped Zone/No Permit/Blocking	\$275.00
155	Municipal Court	Parking Forfeits / Fines	GROUP E	
156	Municipal Court	Parking Forfeits / Fines	502 Parking Prohibited / Oversize	\$225.00
157	Municipal Court	Parking Forfeits / Fines	GROUP F	
158	Municipal Court	Parking Forfeits / Fines	510 Parking on City Property	\$100.00
159	Municipal Court	Parking Forfeits / Fines	511 In R-O-W Washing, Repairing Vehicle	\$100.00
160	Municipal Court	Prohibition of gatherings involving underage drinking	1st offence	\$250.00
161	Municipal Court	Prohibition of gatherings involving underage drinking	2nd offence	\$500.00
162	Municipal Court	Prohibition of gatherings involving underage drinking	3rd offence	\$1,000.00
163	Municipal Court	Administrative Fee - Dismissal	If a person provides proof that she or he cured the violation prior to the first court appearance.	\$10.00
164	Municipal Court	Certified Copies	Certified Copies	\$6.00
165	Municipal Court	Judicial Fees	Video and Audio Recording	(E) Rewritable CD (CD-RW): \$1.00 (F) Non-rewritable CD (CD-R): \$1.00 (G) Digital video disc (DVD): \$3.00 ; Other electronic media: actual cost; plus (3) Labor Charge: (B) For locating, compiling, and reproducing: \$15 per hour (4) Overhead Charge: 20% of labor charge
166	Municipal Court	Judicial Fees	Municipal Court Documents / Electronic Reports/ Court Records Research - (minimum of 15 minutes)	Standard paper copy: \$0.10 per page; plus (E) Rewritable CD (CD-RW): \$1.00 (F) Non-rewritable CD (CD-R): \$1.00 (G) Digital video disc (DVD): \$3.00 ; Other electronic media: actual cost; plus (3) Labor Charge: (A) For programming: \$28.50 per hour (B) For locating, compiling, and reproducing: \$15 per hour (4) Overhead Charge: 20% of labor charge
167	Municipal Court	Judicial Fees	Computer and electronic document imaging printouts	Standard paper copy: \$0.10 per page plus (3) Labor Charge: (B) For locating, compiling, and reproducing: \$15 per hour (4) Overhead Charge: 20% of labor charge
168	Municipal Court	Driving Record		\$10.00
169	Police	Fingerprints for Identification	Fingerprint Cards	\$10/per card Plus applicable Technology Fee
170	Police	Abandoned Auto	Owner/lien holder notification of abandoned vehicle at Vehicle Storage Facilities	\$10.00
171	Police	Taxi Cab Operator Permits	Taxi Cab Zone Permit Other Than Airport	\$250 plus applicable technology fee
172	Police	Driverless Rental Fee	Rental Car Operation Fee	\$300 plus applicable technology fee
173	Police	Alarm License	Security Alarm	3 Years \$69.00 plus applicable technology fee
174	Police	Alarm License	Signal Line from Banks	\$100 plus applicable technology fee
175	Police	Abandoned Auto	Towing- Light Duty vehicle gross weight less than 10,000lbs	\$100.00/ tow
176	Police	Abandoned Auto	Towing- Medium Duty vehicle gross weight is > 10,000lbs and < 25,000lbs	\$350.00/ tow
177	Police	Abandoned Auto	Towing- Heavy Duty vehicle gross weight more than 25,000lbs	\$450.00/ tow

FY 2025 Schedule C
Departmental Fee List

Line No.	Department	Fee Description	Detail	FY 2025 Adopted Fees
178	City Attorney	Public Information Act	Open Records Fees	(E) Rewritable CD (CD-RW): \$1.00 (F) Non-rewritable CD (CD-R): \$1 00 (G) Digital video disc (DVD): \$3.00 , Other electronic media: actual cost; plus (3) Labor Charge: (B) For locating, compiling, and reproducing: \$15 per hour (4) Overhead Charge: 20% of labor charge
179	Police	Impound Fee	Impound fee for storage management entity for vehicle security to PD to defray costs associated with police-ordered tows	\$22.85
180	Police	Abandoned Auto	Registered Letter of Notification	\$50.00
181	Police	Abandoned Auto	Storage, Vehicles 25' or Less in Length	\$22.85
182	Police	Abandoned Auto	Storage, Vehicles Over 25' in Length	\$39.99
183	Police	Towing Services Facilitation Fee	Impound Facility Fee	\$20.00
184	Police	Transportation-for-hire	Operating Authority Permit Fee	\$300 plus applicable technology fee
185	Police	Transportation-for-hire	Operating Authority Permit Fee (Alternative Vehicles)	\$130 plus applicable technology fee
186	Police	Transportation-for-hire	International Vehicle Permit	\$40 plus applicable technology fee
187	Police	Annual License Fee	Public Swimming Pool-Annual	\$290 plus applicable tech fee
188	Police	Bi-Annual License Fee	Public Swimming Pool-Bi-Annual	\$575 plus applicable tech fee
189	Police	Annual License Fee	Spas-annual	\$185 plus applicable tech fee
190	Police	Bi-Annual License Fee	Spas-bi-annual	\$370 plus applicable tech fee
191	Police	Re-Inspection Fee	Public Swimming Pool Or Public Spa Fee Per Inspection	\$185 plus applicable tech fee
192	Police	Water Sampling Fee	Water Sampling of Public Swimming Pools and Public Spas	\$105 plus applicable tech fee
193	Police	Temporary License	Above Ground Public Pool (Per Pool)	\$130.00 plus applicable tech fee
194	Police	Temporary License	Above Ground Spa (Per Spa)	\$130.00 plus applicable tech fee
195	Police	Application Fee	Tattoo Studio Application Fee	\$65 plus applicable tech fee
196	Police	Studio Registration Fee	Tattoo and Body Art - Biennial	2 Year \$300.00 or \$13.00, per month for terms of less than two years, plus applicable tech fee
197	Police	Re-Inspection Fee	Tattoo and Body Art - Studio Re-inspection	\$50.00 Per Re-inspection, plus applicable tech fee
198	Police	Artist License Fee	Tattoo and Body Art - Annual	\$70.00 plus applicable tech fee
199	Police	Re-Inspection Fee	Tattoo and Body Art -Artist	\$45.00 Per Re-inspection, plus applicable tech fee
200	Police	Annual License Fee	Laundries - Annual	\$185.00 plus applicable tech fee
201	Police	Bi-Annual License Fee	Laundries - Bi-Annual	\$370.00 plus applicable tech fee
202	Police	Re-Inspection Fee	Laundries	\$130.00 plus applicable tech fee
203	Police	Convenience Store Registration	Initial Registration, Inspection, Certificate and Decal	\$155.00 plus applicable tech fee
204	Police	Convenience Store Inspection	Re-inspection only	\$30.00 plus applicable tech fee
205	Police	Convenience Store Inspection	Renewal Inspection, Certificate and Decal	\$155.00 plus applicable tech fee
206	Police	Public Information Act: Media charge+ personnel, overhead charge, computer resources, computer programming, misc. supplies, postage and handling		\$10.00 per responsive recording, \$1.00 per minute if charged one time to the first requestor.
207	Fire	Ambulance Service Revenue	Base charge	\$1,000.00
208	Fire	Ambulance Service Revenue	Additional fee above the base charges	\$33.00
209	Fire	Ambulance Service Revenue	Specialty Care Transports (SCT)	\$1,000.00
210	Fire	Ambulance Service Revenue	Hazmat scene, per hour per unit	\$775.00 per unit assigned
211	Fire	Ambulance Service Revenue	Comas rescue/search, per hour per unit	\$165 per hour per unit
212	Fire	Ambulance Service Revenue	Mileage	\$19.00 per mile
213	Fire	Ambulance Service Revenue	Response fee	\$143.00
214	Fire	Ambulance Service Revenue	Scene care	\$80.00
215	Fire	Ambulance Service Revenue	Standby	\$775 per hour contracted, without contract
216	Fire	Fire Licenses	Aerosol products	\$125 Plus applicable Tech fee
217	Fire	Fire Licenses	Amusement buildings	\$125 Plus applicable Tech fee
218	Fire	Fire Licenses	Aviation facilities	\$125 Plus applicable Tech fee
219	Fire	Fire Licenses	Carbon dioxide systems used in beverage dispensing applications	\$125 Plus applicable Tech fee
220	Fire	Fire Licenses	Carnivals and fairs	\$125 Plus applicable Tech fee
221	Fire	Fire Licenses	Cellulose nitrate film	\$125 Plus applicable Tech fee
222	Fire	Fire Licenses	Combustible dust-producing operations	\$125 Plus applicable Tech fee
223	Fire	Fire Licenses	Combustible fibers	\$125 Plus applicable Tech fee
224	Fire	Fire Licenses	Compressed gases	\$125 Plus applicable Tech fee
225	Fire	Fire Licenses	Covered and open mall buildings	\$125 Plus applicable Tech fee
226	Fire	Fire Licenses	Cryogenic fluids	\$125 Plus applicable Tech fee
227	Fire	Fire Licenses	Cutting and welding	\$125 Plus applicable Tech fee

FY 2025 Schedule C
Departmental Fee List

Line No.	Department	Fee Description	Detail	FY 2025 Adopted Fees
228	Fire	Fire Licenses	Dry Cleaning	\$125 Plus applicable Tech fee
229	Fire	Fire Licenses	Exhibits and trade shows	\$125 Plus applicable Tech fee
230	Fire	Fire Licenses	Explosives	\$150 Plus applicable Tech fee
231	Fire	Fire Licenses	Fire hydrants and valves	\$150 Plus applicable Tech fee
232	Fire	Fire Licenses	Flammable and combustible liquids	\$125 Plus applicable Tech fee
233	Fire	Fire Licenses	Floor finishing	\$125 Plus applicable Tech fee
234	Fire	Fire Licenses	Fruit and crop ripening	\$125 Plus applicable Tech fee
235	Fire	Fire Licenses	Fumigation and thermal insecticidal fogging	\$125 Plus applicable Tech fee
236	Fire	Fire Licenses	Hazardous materials	\$205 Plus applicable Tech fee
237	Fire	Fire Licenses	HPM facilities	\$205 Plus applicable Tech fee
238	Fire	Fire Licenses	High piled storage 501-2500	501-2,500 sq. ft.. - \$72.00 Plus applicable Tech fee
239	Fire	Fire Licenses	High piled storage 2,501-12,000	2,501-12,000 sq. ft... - \$144.00 Plus applicable Tech fee
240	Fire	Fire Licenses	High piled storage (over 12,000 sq. ft.)	>12,000 sq. ft... - \$216.00 Plus applicable Tech fee
241	Fire	Fire Licenses	Hot Work Operations	\$125 Plus applicable Tech fee
242	Fire	Fire Licenses	Industrial ovens	\$125 Plus applicable Tech fee
243	Fire	Fire Licenses	Lumber yards and woodworking plants	\$125 Plus applicable Tech fee
244	Fire	Fire Licenses	Liquid or gas-fueled vehicles or equipment in assembly buildings	\$125 Plus applicable Tech fee
245	Fire	Fire Licenses	LP gas	\$125 Plus applicable Tech fee
246	Fire	Fire Licenses	Magnesium	\$125 Plus applicable Tech fee
247	Fire	Fire Licenses	Miscellaneous combustible storage	\$125 Plus applicable Tech fee
248	Fire	Fire Licenses	Motor fuel-dispensing facilities	\$125 Plus applicable Tech fee
249	Fire	Fire Licenses	Open Burning	\$125 Plus applicable Tech fee
250	Fire	Fire Licenses	Open flames and torches	\$125 Plus applicable Tech fee
251	Fire	Fire Licenses	Open flames and candles	\$125 Plus applicable Tech fee
252	Fire	Fire Licenses	Organic coatings	\$125 Plus applicable Tech fee
253	Fire	Fire Licenses	Places of assembly	\$125 Plus applicable Tech fee
254	Fire	Fire Licenses	Private fire hydrants	\$150 Plus applicable Tech fee
255	Fire	Fire Licenses	Pyrotechnic special effects material	\$150 Plus applicable Tech fee
256	Fire	Fire Licenses	Pyroxylin plastics	\$125 Plus applicable Tech fee
257	Fire	Fire Licenses	Refrigeration equipment	\$125 Plus applicable Tech fee
258	Fire	Fire Licenses	Repair garages and motor fuel-dispensing facilities	\$125 Plus applicable Tech fee
259	Fire	Fire Licenses	Rooftop heliports	\$125 Plus applicable Tech fee
260	Fire	Fire Licenses	Spraying or dipping	\$125 Plus applicable Tech fee
261	Fire	Fire Licenses	Storage of scrap tires and tire byproducts	\$125 Plus applicable Tech fee
262	Fire	Fire Licenses	Temporary membrane, structures, tents and canopies	\$125 Plus applicable Tech fee
263	Fire	Fire Licenses	Tire-rebuilding plants	\$125 Plus applicable Tech fee
264	Fire	Fire Licenses	Waste handling	\$125 Plus applicable Tech fee
265	Fire	Fire Licenses	Wood products	\$125 Plus applicable Tech fee
266	Fire	Fire Licenses	Blasting operations	\$125 Plus applicable Tech fee
267	Fire	Fire Licenses	Commercial Day Care Facilities-Children	\$125 Plus applicable Tech fee
268	Fire	Fire Licenses	For Use Permit	\$125 Plus applicable Tech fee
269	Fire	Fire Licenses	Outside storage of Combustible material permit	\$125 Plus applicable Tech fee
270	Fire	Fire Service Fee	Re-Inspection Fee	\$72.00 flat rate Plus applicable Tech fee
271	Fire	Fire Service Fee	Investigation/Inspection/Fire watch/standby Fees-other than regular duty hours (Reimbursed Overtime)	\$92.00/hr.(2hr. Min) per ea. Fire Investigator/Inspector Plus applicable Tech fee
272	Fire	Fire Service Fee	Investigation/Inspection Fees-during regular duty hours	\$72.00/hr. Plus applicable Tech fee
273	Fire	Fire Service Fee	Fire Hydrant Flow Request (FHFR)	\$72.00/hr.(2hr. Min) per ea. Fire personnel Plus applicable Tech fee
274	Fire	Fire Service Fee	Fire Watch/Standby-during regular duty hours	\$72.00/hr. Plus applicable Tech fee
275	Fire	Fire Service Fee	Site Assessment (consultation)	\$75.00 flat rate Plus applicable Tech fee
276	Fire	Fire Service Fee	Non-Regulatory Inspections	\$72.00/hr. Plus applicable Tech fee
277	Fire	Fire Service Fee	Commercial Safety Training	\$72.00 flat rate Plus applicable Tech fee
278	Fire	Fire Service Fee	Fire Plan Review by Appointment	\$146.00/hr. Plus applicable Tech fee
279	Fire	Fire Service Fee	Fire Systems/Plan Review	\$72.00/hr. Plus applicable Tech fee
280	Fire	Fire Service Fee	Fire Systems Initial Acceptance Test	\$72.00/hr. Plus applicable Tech fee
281	Fire	Fire Service Fee	Building Permit Fire Final (BLD) Fee	\$72.00/hr. Plus applicable Tech fee
282	Fire	Fire Service Fee	Expedited Services Fees-Site Inspections	\$144.00 initial (2hr. Min.); \$72.00/hr. thereafter Plus applicable Tech fee
283	International Bridges	Parking Meters	Meter Rentals	\$20.00
284	International Bridges	Parking Meters	Payments with Credit or Debit Card - to include Parking fee and convenience fee	MINIMUM Payment of \$1.03/1st hour then \$1.00/hour for additional time
285	International Bridges	Parking Meters	Administrative Fee Per Rental	\$35.00
286	International Bridges	Toll for International Bridges	Tolls Charge Pedestrian, three years or older	\$0.50
287	International Bridges	Toll for International Bridges	Tolls Charge, Bicycle	\$0.50
288	International Bridges	Toll for International Bridges	Toll Charge, Motorcycle - Pre-Paid	\$3.00
289	International Bridges	Toll for International Bridges	Toll Charge, Motorcycle - Cash at booth	\$3.50

FY 2025 Schedule C
Departmental Fee List

Line No.	Department	Fee Description	Detail	FY 2025 Adopted Fees
290	International Bridges	Toll for International Bridges	Tolls Charge Automobiles, pick up trucks, (up to one-ton carrying capacity), panel trucks, vans, recreational trailers - Pre-Paid	\$3.00
291	International Bridges	Toll for International Bridges	Tolls Charge Automobiles, pick up trucks, (up to one-ton carrying capacity), panel trucks, vans, recreational trailers - Cash at booth	\$3.50
292	International Bridges	Toll for International Bridges	Extra Axle for automobiles, pick up trucks, (up to one-ton carrying capacity), panel trucks, vans, recreational trailers - Pre-Paid	\$1.50
293	International Bridges	Toll for International Bridges	Extra Axle for automobiles, pick up trucks, (up to one-ton carrying capacity), panel trucks, vans, recreational trailers - Cash at booth	\$1.75
294	International Bridges	Toll for International Bridges	Tolls Charge Commercial Trucks, Buses (a motor vehicle used to transport persons and designed to accommodate more than 10 passengers, including the operator), Motor Homes, Tractors, Commercial Towed Trailers - Pre-Paid	\$4.00 per axle
295	International Bridges	Toll for International Bridges	Tolls Charge Commercial Trucks, Buses (a motor vehicle used to transport persons and designed to accommodate more than 10 passengers, including the operator), Motor Homes, Tractors, Commercial Towed Trailers - Cash at booth	\$4.50 per axle
296	International Bridges	Toll for International Bridges	Toll Charge, Pick Up Trucks with a carrying capacity exceeding one-ton - Pre-paid	\$4.00 per axle
297	International Bridges	Toll for International Bridges	Toll Charge, Pick Up Trucks with a carrying capacity exceeding one-ton - Cash at booth	\$4.50 per axle
298	International Bridges	Toll for International Bridges	Toll Charge, Pick Up Trucks, or any other vehicle using the Zaragoza Commercial Bridge - Pre-Paid	\$4.00 per axle
299	International Bridges	Toll for International Bridges	Toll Charge, Pick Up Trucks, or any other vehicle using the Zaragoza Commercial Bridge - Cash at booth	\$4.50 per axle
300	International Bridges	Toll for International Bridges	Tolls Charge, Empty Tractor, without Trailer, 2 or 3 axles - Pre-paid	Between \$5.00 and \$3.00
301	International Bridges	Toll for International Bridges	Tolls Charge, Empty Tractor, without Trailer, 2 or 3 axles - Cash at booth	Between \$5.50 and \$3.50
302	International Bridges	Toll for International Bridges	Tolls Charge, Empty 2-axle Commercial Box Truck - Pre-paid	Between \$5.00 and \$3.00
303	International Bridges	Toll for International Bridges	Tolls Charge, Empty 2-axle Commercial Box Truck - Cash at booth	Between \$5.50 and \$3.50
304	International Bridges	Toll for International Bridges	Tolls Charge, Empty Tractor with Empty Trailer, 3 axles or more - Pre-paid	Between \$7.50 and \$4.00
305	International Bridges	Toll for International Bridges	Tolls Charge, Empty Tractor with Empty Trailer, 3 axles or more - Cash at booth	Between \$8.00 and \$4.50
306	International Bridges	Toll for International Bridges	Tolls Charge, Empty Commercial Box Truck, 3 axles or more - Pre-paid	Between \$7.50 and \$4.00
307	International Bridges	Toll for International Bridges	Tolls Charge, Empty Commercial Box Truck, 3 axles or more - Cash at Booth	Between \$8.00 and \$4.50
308	International Bridges	Toll for International Bridges	AVI RFID - Replacement Fee	\$7.00
309	International Bridges	Special Privilege - Annual fee	Parking Parklet Permit	\$2,000.00 per metered space; plus applicable technology fee
310	Streets and Maintenance	Temporary Traffic Control	Traffic Control Permit-duration of less than Three Days	\$17.00 plus applicable Technology Fee
311	Streets and Maintenance	Temporary Traffic Control	Traffic Control Permit-duration of three to 15 days	\$50.00 plus applicable Technology Fee
312	Streets and Maintenance	Temporary Traffic Control	Traffic Control Permit-duration of 16 to 30 days	\$160.00 plus applicable Technology Fee
313	Streets and Maintenance	Temporary Traffic Control	Traffic Control Permit-fee for each month after first 30 days	\$90.00 plus applicable Technology Fee
314	Streets and Maintenance	Temporary Traffic Control	City Placement of Traffic control devices	\$100.00
315	Streets and Maintenance	Temporary Traffic Control	Noncompliance Correction	\$100.00
316	Streets and Maintenance	Temporary Traffic Control	Lane/sidewalk rental (after expiration of permit)	\$100.00
317	Streets and Maintenance	Film Permit	Use of City ROW or facility not to exceed 48 hours for filmmaking event	\$40.00
318	Fire	Ambulance Franchise Application fee	Ambulance Franchise Application fee	\$125.00
319	Streets and Maintenance	Residential Parking	Application to modify parking restriction/boundary or to dissolve parking restrictions or district	\$30.00 Plus applicable Tech fee - Restriction/Boundary Modification; \$25.00 Plus applicable Tech Fee - Dissolution of restriction or district
320	Streets and Maintenance	Residential Parking	New resident permit	\$10.00 Plus applicable Tech fee
321	Streets and Maintenance	Residential Parking	Annual resident parking permit	\$10.00 Plus applicable Tech fee
322	Streets and Maintenance	Residential Parking	Annual owner's parking permit	\$10.00 Plus applicable Tech fee
323	Streets and Maintenance	Residential Parking	Annual visitor parking permit	\$10.00 Plus applicable Tech fee
324	Streets and Maintenance	Residential Parking	Annual renewal fee	\$10.00 Plus applicable Tech fee
325	Streets and Maintenance	Residential Parking	Annual Renewal Fee (when paid via internet beginning in 2010)	\$5.00 Plus applicable Tech fee
326	Streets and Maintenance	Residential Parking	Temporary one day parking permit	\$1.00 Plus applicable Tech fee
327	Streets and Maintenance	Residential Parking	Permit replacement	\$10.00 Plus applicable Tech fee
328	Streets and Maintenance	Parking Forfeits / Fines	Parking without permit in a residential parking district	\$28.00
329	Streets and Maintenance	Parking Forfeits / Fines	Parking in a residential parking district with expired permit	\$28.00
330	Streets and Maintenance	Media Parking Placards	Annual placard for Media parking or replacement of placard	\$50.00

FY 2025 Schedule C
Departmental Fee List

Line No.	Department	Fee Description	Detail	FY 2025 Adopted Fees
331	Streets and Maintenance	Downtown Parking District - Parking Permit Fee(Initial Permit)	Downtown Parking District	\$30.00
332	Streets and Maintenance	Downtown Parking District - Parking Permit Fee(Additional Permit)	Downtown Parking District	\$200.00
333	Streets and Maintenance	Downtown Parking District - New Resident Temporary Parking Permit Fee	Downtown Parking District	\$30.00
334	Streets and Maintenance	Downtown Parking District Replacement Parking Permit Fee	Downtown Parking District	\$30.00
335	Streets and Maintenance	Paving Cut Permit	Paving Cut Permit	\$69.00
336	Streets and Maintenance	Paving Cut Permit	Paving Cut Permit Extension	\$23.00
337	Streets and Maintenance	Paving Cut Permit	After Hours Inspection Fee, Weekend inspections (Sat & Sun) will require the contractor to be charged a minimum of 4 hours, Over 4 hours will be charged actual worked hours.	\$90.00
338	Streets and Maintenance	Memorial Marker Fee	Memorial Marker Fee	\$124.00
339	Streets and Maintenance	Memorial Marker - Optional Personalized Memorials Fee	Memorial Marker Fee	\$50.00
340	Planning & Inspections	Special Privilege	Application Fee - Permit	\$371.00 plus applicable technology fee
341	Planning & Inspections	Special Privilege	Application Fee - License	\$699 plus applicable technology fee
342	Planning & Inspections	Special Privilege	Application Fee - RTS (Rapid Transit System) and TOD (Transit Oriented Development) Corridors	Applicable technology fee
343	Planning & Inspections	Special Privilege	Application Fee - Smart Code Zoned Properties	Applicable technology fee
344	Planning & Inspections	Special Privilege - Annual fee	Awning, canopy (New or existing)	\$75 plus applicable technology fee
345	Planning & Inspections	Special Privilege - Annual fee	Awning, canopy, marquee, sign (new)	\$21.00 per awning, canopy, marquee, sign; plus applicable technology fee
346	Planning & Inspections	Special Privilege - Annual fee	Arcades, Awnings, Canopies & Galleries that comply with City Code Section 15.08.1201	
347	Planning & Inspections	Special Privilege - Annual fee	Subdivision entrance signs	\$106.00 per sign; plus applicable technology fee
348	Planning & Inspections	Special Privilege - Annual fee	Taxi stand	\$2,120 per stand; plus applicable technology fee
349	Planning & Inspections	Special Privilege - Annual fee	For existing underground storage vault or structure in CBD	\$550 plus applicable technology fee
350	Planning & Inspections	Special Privilege - Annual fee	Designated food vending concessions in the downtown area	\$2,120 per site; plus applicable technology fee
351	Planning & Inspections	Special Privilege - Annual fee	Pipelines, whether overhead, surface or subsurface	\$3,710.00 flat rate plus \$220 per pipeline; plus applicable technology fee
352	Planning & Inspections	Special Privilege - Annual fee	Building or other structural encroachment	\$5.00 per square foot; plus applicable technology fee
353	Planning & Inspections	Special Privilege - Annual fee	Stairways	\$11.00 per stairway; plus applicable technology fee
354	Planning & Inspections	Special Privilege - Annual fee	Stairways (legally existing building 40 year and older)	
355	Planning & Inspections	Special Privilege - Annual fee	Facades	\$2.00 per linear foot; plus applicable technology fee
356	Planning & Inspections	Special Privilege - Annual fee	Accessibility ramps required by code	\$11.00 per site; plus applicable technology fee
357	Planning & Inspections	Special Privilege - Annual fee	Accessibility ramps required by code (legally existing building 40 years and older)	
358	Planning & Inspections	Special Privilege - Annual fee	Street furniture	\$21.00 per site; plus applicable technology fee
359	Planning & Inspections	Special Privilege - Annual fee	Cables to include fiberoptics - surface, subsurface and aerial	\$3,710.00 for up to 2,000 linear feet plus \$2.00 per linear foot thereafter; technology fee does not apply
360	Planning & Inspections	Special Privilege – Annual Fee	Mobile Billboards	\$1,500.00 per issued Permit; plus applicable technology fee
361	Planning & Inspections	Special Privilege - Annual fee - Downtown Improvement Area	New, relocated, repaired or replaced marquee, kiosk, or other sign	\$53.00 per site; plus applicable technology fee
362	Planning & Inspections	Special Privilege - Annual fee - Downtown Improvement Area	Street furniture	\$21.00 per site; plus applicable technology fee
363	Planning & Inspections	Special Privilege - Annual fee - Downtown Improvement Area	Outdoor cafe, restaurant, or market place	\$159.00 per site; plus applicable technology fee
364	Planning & Inspections	Special Privilege - Annual Fee - Downtown Improvement Area	Sidewalk Vending Space	Flat fee of \$150 for 100 square feet or less of license area and \$300 for license area over 100 square feet; plus applicable technology fee
365	Planning & Inspections	Special Privilege - Annual Fee	Sidewalk Vending Space	Flat fee of \$200 for 100 square feet or less of license area and \$400 for license area over 100 square feet; plus applicable technology fee
366	Planning & Inspections	Special Privilege - Temporary Use Fee - Downtown Improvement Area	Street closure in Downtown Improvement Area	\$53.00 per 12 hour period; plus applicable technology fee
367	Planning & Inspections	Special Privilege - Temporary Use Fee	Temporary street display	\$11.00 each plus the city's cost of installation, inspection and removal; plus applicable technology fee
368	Planning & Inspections	Special Privilege - Temporary Use Fee	Banner Program	\$11.00, plus city's cost of installation fees; plus applicable technology fee

FY 2025 Schedule C
Departmental Fee List

Line No.	Department	Fee Description	Detail	FY 2025 Adopted Fees
369	Planning & Inspections	Special Privilege - Temporary Use Fee	Temporary banner	\$11.00 per day, plus city's cost of installation and inspection; plus applicable technology fee
370	Planning & Inspections	Special Privilege - Temporary Use Fee	Street closure in a residential/apartment zone, exceeding 24 hours	\$53.00 per 12 hour period; plus applicable technology fee
371	Planning & Inspections	Special Privilege - Temporary Use Fee	Street closure in a commercial/manufacturing zone	\$106.00 per 12 hour period; plus applicable technology fee
372	Planning & Inspections	Special Privilege - Annual Fee : Aerial encroachments other than those listed	Special Privilege - Annual Fee : Aerial encroachments other than those listed	Area in square feet x market value per square foot x ten percent x seventy-five percent; minimum fee of \$1,060.00; plus applicable technology fee
373	Planning & Inspections	Special Privilege - Annual Fee : Surface encroachments other than those listed		Area in square feet x market value per square foot x ten percent; minimum fee of \$1,060.00; plus applicable technology fee
374	Planning & Inspections	Special Privilege - Annual Fee : Sub-surface encroachments other than those listed		Area in square feet x market value per square foot x fifty percent; minimum fee of \$1,060.00; plus applicable technology fee
375	Planning & Inspections	Nodes for Small Cell Networks	Application Fee - Network Node	An application fee in the amount of \$500.00 per application covering up to five network nodes in each application, and \$100.00 for each additional network node in the application; a maximum of 30 network nodes is permitted per application.
376	Planning & Inspections	Nodes for Small Cell Networks	Application Fee - New Node Support Pole	An application fee of \$1,000.00 for each node support pole.
377	Planning & Inspections	Nodes for Small Cell Networks	Application Fee - Transport Facility	An application fee in the amount of \$500.00 per application covering up to five network nodes in each application, and \$250.00 for each additional network node in the application; a maximum of 30 network nodes is permitted per application.
378	Planning & Inspections	Nodes for Small Cell Networks	Recurring Annual Rental Rate - Network Nodes	An annual network node site rental rate of \$250.00 per Network node site, with an annual adjustment in an amount equal to one-half the annual change in the Consumer Price Index for All Urban Consumers for Texas as published by the BLS. Recurring fee is payable in advance and due upon approval of the permit(s). Initial amounts shall be pro-rated, based upon an annual due date of January 1 of each year; thereafter, all payments of recurring fees are due to the City by January 1 for the following calendar year.
379	Planning & Inspections	Nodes for Small Cell Networks	Recurring Monthly Rental Rate - Transport Facility	A monthly transport facility rental rate of \$28.00 for each network node site, not to exceed the provider's monthly aggregate per-node compensation to the City. Recurring fee is payable in advance and due upon approval of the permit(s). Initial amounts shall be pro-rated, based upon an annual due date of January 1 of each year; thereafter, all payments of recurring fees are due to the City by January 1 for the following calendar year.
380	Planning & Inspections	Nodes for Small Cell Networks	Recurring Annual Rental Rate - Collocation of Network Nodes on Municipally-Owned Service Poles	An annual rate of \$20.00 per municipally-owned service pole. Recurring fee is payable in advance and due upon approval of the permit(s). Initial amounts shall be pro-rated, based upon an annual due date of January 1 of each year; thereafter, all payments of recurring fees are due to the City by January 1 for the following calendar year.
381	Planning & Inspections	Special Privilege - Annual Fee - Cincinnati Commercial District	Outdoor Café	\$2.00 per square foot
382	Planning & Inspections	Shared Mobility Devices	Application Fee	\$371 Application Review
383	Planning & Inspections	Shared Mobility Devices	Permit Fee	\$1/day per device; or Per-Trip Surcharge of \$.25 for each booked trip

FY 2025 Schedule C
Departmental Fee List

Line No.	Department	Fee Description	Detail	FY 2025 Adopted Fees
384	Planning & Inspections	Shared Mobility Devices	Annual Fee	\$50 per device
385	Planning & Inspections	Parade Permit Application - Base Fee	Application submitted at least 30 days in advance of event. Event not to exceed 24 hours.	\$131.00 plus applicable technology fee
386	Planning & Inspections	Parade Permit Application-late fee	Application submitted at least 7 days but less than 30 days in advance of event. Event not to exceed 24 hours.	\$131.00 plus base parade permit fee and applicable technology fee
387	Planning & Inspections	Special Event Permit Application	Application submitted at least 30 days in advance of event for areas located outside of the Downtown Improvement Area.	\$371 plus applicable technology fee
388	Planning & Inspections	Special Event Permit Application-late fee	Application submitted at least 7 days but less than 30 days in advance of event.	\$371.00 plus base special event permit application fee and applicable technology fee
389	Planning & Inspections	Special Event Permit Application - Downtown Improvement Area	Application submitted at least 30 days in advance of event for areas located within the Downtown Improvement Area.	\$212 plus applicable technology fee
390	Planning & Inspections	Special Event Permit Application - Downtown Improvement Area- late fee	Application submitted at least 7 days but less than 30 days in advance of event.	\$212.00 plus base downtown special event permit application fee and applicable technology fee
391	Planning & Inspections	Temporary Event Permit Application	Application submitted at least 30 days in advance of event. Event not to exceed 24 hours.	\$131.00 plus applicable technology fee
392	Planning & Inspections	Temporary Event Permit Application-late fee	Application submitted at least 7 days but less than 30 days in advance of event. Event not to exceed 24 hours.	\$131.00 plus base temporary event permit application fee and applicable technology fee
393	Planning & Inspections	Planning Documents	Any Other Medium	Cost plus applicable technology fee
394	Planning & Inspections	Planning Documents	Special Publications of City and Geographical Information	
395	Planning & Inspections	Planning Documents	Plan El Paso	\$56 plus applicable technology fee
396	Planning & Inspections	Planning Documents	Plan El Paso (single 11 x 17)	\$9.00 plus applicable technology fee
397	Planning & Inspections	Planning Documents	Plan El Paso (single 24 x 36)	\$18 plus applicable technology fee
398	Planning & Inspections	Planning Documents	GIS Information	
399	Planning & Inspections	Planning Documents	Maps-size of longest side	
400	Planning & Inspections	Planning Documents	up to 12"	\$6 plus applicable technology fee
401	Planning & Inspections	Planning Documents	up to 24"	\$12 plus applicable technology fee
402	Planning & Inspections	Planning Documents	up to 36"	\$18 plus applicable technology fee
403	Planning & Inspections	Planning Documents	over 36"	\$21 plus applicable technology fee
404	Planning & Inspections	Applications - Zoning	Zoning Condition or Special Contract - Release or Amendment	\$1400 plus applicable technology fee
405	Planning & Inspections	Applications - Zoning	Rezoning	\$1400 plus applicable technology fee
406	Planning & Inspections	Applications - Zoning	Special Permit	\$1500 plus applicable technology fee
407	Planning & Inspections	Applications - Zoning	Detailed Site Development Plan - City Council	\$1350 plus applicable technology fee
408	Planning & Inspections	Applications - Zoning	Detailed Site Development Plan Review - City Plan Commission	\$750 plus applicable technology fee
409	Planning & Inspections	Applications - Zoning	Detailed Site Development Plan Review - Administrative Review	\$475 plus applicable technology fee
410	Planning & Inspections	Applications - Zoning	Detailed Site Plan-Administrative Modification	\$300 plus applicable technology fee
411	Planning & Inspections	Applications - Zoning	Comprehensive Sign Plan Review - up to and including 1 acre	\$450 plus applicable technology fee
412	Planning & Inspections	Applications - Zoning	Comprehensive Sign Plan Review - over 1 acre up to and including 3 acres	\$525 plus applicable technology fee
413	Planning & Inspections	Applications - Zoning	Comprehensive Sign Plan Review - over 3 acres up to and including 5 acres	\$600 plus applicable technology fee
414	Planning & Inspections	Applications - Zoning	Comprehensive Sign Plan Review - over 5 acres up to and including 10 acres	\$625 plus applicable technology fee
415	Planning & Inspections	Applications - Zoning	Comprehensive Sign Plan Review - over 10 acres or more	\$795 plus applicable technology fee
416	Planning & Inspections	Applications - Subdivisions	Major Preliminary	\$2250 plus applicable technology fee
417	Planning & Inspections	Applications - Subdivisions	Major Final	\$2,220 plus applicable technology fee
418	Planning & Inspections	Applications - Subdivisions	Major Combination	\$2,300 plus applicable technology fee
419	Planning & Inspections	Applications - Subdivisions	Development Plat	\$1,846 plus applicable technology fee
420	Planning & Inspections	Applications - Subdivisions	Minor	\$1,000 plus applicable technology fee
421	Planning & Inspections	Applications - Subdivisions	Re-Subdivision Preliminary	\$1,850 plus applicable technology fee
422	Planning & Inspections	Applications - Subdivisions	Re-Subdivision Final	\$2,100 plus applicable technology fee
423	Planning & Inspections	Applications - Subdivisions	Extension/Reinstatement	\$610 plus applicable technology fee
424	Planning & Inspections	Applications - Subdivisions	Re-Subdivision Combination	\$2,350 plus applicable technology fee
425	Planning & Inspections	Applications - Subdivisions	Amending	\$845 plus applicable technology fee
426	Planning & Inspections	Applications - Subdivisions	Platting Determination Certificate	\$100 plus applicable technology fee
427	Planning & Inspections	Subdivision Improvements Review Application	Review Only	.1-10 acres \$1000 thereafter \$75/acre plus applicable technology fee
428	Planning & Inspections	Subdivision Improvements	Pre application review for drainage, subdivision, commercial, flood zone	\$75.00/hour plus applicable technology fee
429	Planning & Inspections	Construction Improvement Permit	Improvement Inspection	\$148 + \$60 per hour, plus applicable technology fee
430	Planning & Inspections	Subdivision Inspections	0.1-10.0 acre	\$148 + \$60 per hour, plus applicable technology fee

FY 2025 Schedule C
Departmental Fee List

Line No.	Department	Fee Description	Detail	FY 2025 Adopted Fees
431	Planning & Inspections	Subdivision Inspections	10.1-30.0 acre	\$255 + \$60 per hour, plus applicable technology fee
432	Planning & Inspections	Subdivision Inspections	30.1-60.0 acre	\$448 + \$60 per hour, plus applicable technology fee
433	Planning & Inspections	Subdivision Inspections	60.1-100.0 acre	\$815 + \$60 per hour, plus applicable technology fee
434	Planning & Inspections	Subdivision Inspections	Over 100 acres	\$1,333 + \$60 per hour, plus applicable technology fee
435	Planning & Inspections	Subdivision Inspections	Pre final or final inspections	\$200/hour, Plus applicable technology fee
436	Planning & Inspections	Subdivision Inspections	Preparation of Acceptance of Subdivision	\$75.00/hour
437	Planning & Inspections	Applications - Grading	Grading Plan - Additional fee is required for additional review, additional inspection, or expedite review	\$84 per hour applicable technology fee
438	Planning & Inspections	Applications - Subdivision Improvement Plans	Subdivision Improvement Plan - Beyond the second review additional fee	\$168 per hour applicable technology fee
439	Planning & Inspections	Applications - Subdivisions	Vesting review of regulations for development applications	\$350 plus applicable technology fee
440	Planning & Inspections	Applications - Subdivisions	Land Study - 0.0 up to and including 300 acres	\$4,719 plus applicable technology fee.
441	Planning & Inspections	Applications - Subdivisions	Land Study - over 300 acres up to and including 600 acres	\$6,958 plus applicable technology fee.
442	Planning & Inspections	Applications - Subdivisions	Land Study - over 600 acres up to and including 900 acres	\$8,906 plus applicable technology fee.
443	Planning & Inspections	Applications - Subdivisions	Land Study - over 900 acres or more	\$11,651 plus applicable technology fee.
444	Planning & Inspections	Applications - Subdivisions	Amended Land Study - 0.0 up to and including 300 acres	\$2,293 plus applicable technology fee.
445	Planning & Inspections	Applications - Subdivisions	Amended Land Study - over 300 acres up to and including 600 acres	\$3,381 plus applicable technology fee.
446	Planning & Inspections	Applications - Subdivisions	Amended Land Study - over 600 acres up to and including 900 acres	\$4,327 plus applicable technology fee.
447	Planning & Inspections	Applications - Subdivisions	Amended Land Study - over 900 acres or more	\$5,661 plus applicable technology fee.
448	Planning & Inspections	Applications - MTP Amendment	Major Thoroughfare Plan Amendment	\$645 plus applicable technology fee.
449	Planning & Inspections	Comp Plan Amendment	Comprehensive Plan Amendment	\$1000 plus applicable technology fee
450	Planning & Inspections	Applications - Subdivisions	Vacation of Recorded Subdivision	\$1,400 plus applicable technology fee
451	Planning & Inspections	Applications - Subdivisions	Vacation of Public Rights-of-Way or Easements	\$2,200 plus applicable technology fee
452	Planning & Inspections	Applications - Subdivisions	Dedication of Rights-of-Way or Easements by Metes & Bounds	\$1,750 plus applicable technology fee
453	Planning & Inspections	Applications - Subdivisions	Street Name Change	\$2,300 plus applicable technology fee
454	Planning & Inspections	Applications - Subdivisions	5-day review (Third review and any subsequent reviews)	\$235 plus applicable technology fee
455	Planning & Inspections	Other Applications	Address assignment, change or verification	\$18 plus applicable technology fee
456	Planning & Inspections	Other Applications	Development Agreement (includes PID applications)	\$1,996 plus applicable technology fee
457	Planning & Inspections	Other Applications	Off-site park dedications	\$1,996 plus applicable technology fee
458	Planning & Inspections	Other Applications	Annexation	\$2,405 plus applicable technology fee
459	Planning & Inspections	Other Applications	Complete subdivision ordinance	\$16 plus applicable technology fee.
460	Planning & Inspections	Other Applications	Applications - Zoning : Zoning Verification Letter	\$190 plus applicable technology fee
461	Planning & Inspections	Other Applications	Shared Parking	\$228 plus applicable technology fee
462	Planning & Inspections	Other Applications	Applications - Zoning : Zoning Board of Adjustment Application	\$900 plus applicable technology fee
463	Planning & Inspections	Legal Nonconforming	Applications - Zoning : Legal Nonconforming : Registration for Legal Nonconforming	\$200 plus applicable technology fee
464	Planning & Inspections	Neighborhood Conservancy Overlay (NCO) - CRC review	Applications - Zoning : City Review Committee Neighborhood Conservancy Overlay (NCO) - City Review Committee review	\$300 plus applicable technology fee
465	Planning & Inspections	Other Applications	Pre-application meeting	\$125/hr plus applicable technology fee
466	Planning & Inspections	Historic Landmark Commission	Appeal of Historic Landmark commission decision	\$308 plus applicable technology fee.
467	Planning & Inspections	Development	Flood Plain Development Review	\$125 per hour plus applicable technology fee
468	Planning & Inspections	Development	Third party review for Floodplain, CLOMR, LOMR or any other FEMA's application for review	\$130.00/hour plus applicable technology fee
469	Planning & Inspections	Development	Flood Determination Letter	\$50.00 plus applicable technology fee
470	Planning & Inspections	Electronic Conversion	Flat fee for COEP to convert Paper plans to Electronic Documents- Residential	\$24.00 plus applicable tech fee
471	Planning & Inspections	Electronic Conversion	Flat fee for COEP to convert Paper plans to Electronic Documents- Engineering- Land Development	\$30.00 plus applicable technology fee
472	Planning & Inspections	Electronic Conversion	Flat fee for COEP to convert Paper plans to Electronic Documents- Commercial	\$45.00 plus applicable technology fee
473	Planning & Inspections	Administrative Fee (Permit Cancellation)	Permit cancellation fee for permits that are not assessed a plan review fee.	Equal to 30% of permit fee plus applicable technology fee
474	Planning & Inspections	Electronic Conversion	Flat fee for COEP to convert Paper plans to Electronic Documents – Planning	\$30.00 plus applicable technology fee
475	Planning & Inspections	Completion Permit	Completion Permit for Plumbing, Mechanical or Electrical Permits	50% of original mechanical, plumbing or electrical permit fee or the base fee, whichever is higher plus applicable technology fee

FY 2025 Schedule C
Departmental Fee List

Line No.	Department	Fee Description	Detail	FY 2025 Adopted Fees
476	Planning & Inspections	Board and Secure Permit Fee	Board and Secure Permit Fee:	Level I: Single Family and up to a quadraplex on one parcel or commercial building less than 5,000 sq. ft.: \$115 Level II: Commercial building greater than 5,000 sq. ft. but less than 10,000 sq. ft.: \$231 Level III: Commercial building greater than 10,000 sq. ft.: \$346 plus applicable technology fee
477	Planning & Inspections	Plan Review - Re-Submission Fee		\$212 plus applicable technology fee
478	Planning & Inspections	Plan Review- Expedited Review 1 - For construction permits with valuation equal to or greater than \$300,000.00		Six hundred forty five dollars (\$645) plus one hundred and fifty six dollars (\$156) for each hour or portion of an hour of plan review time plus applicable technology fee.
479	Planning & Inspections	Plan Review - Expedited Review 2 - For construction permits with valuation less than \$300,000.00		Two hundred and fifty six dollars (\$256) plus ninety four dollars (\$94) for each hour or portion of an hour of plan review time plus applicable technology fee.
480	Planning & Inspections	Commercial Plan Review - Review Fee		Equal to 30% of building permit fee plus applicable technology fee
481	Planning & Inspections	Appeals Board Fees	To include Zoning Board of Adjustment and Construction Board of Appeals	\$555 plus applicable technology fee
482	Planning & Inspections	Building and Standards Commission	Hearing/Rehearing for Building and Standards Comm.	\$555 plus applicable technology fee
483	Planning & Inspections	Building Permits	Solar Shingle per 100 sq. ft.	\$14 per sq. ft. plus base fee plus applicable technology fee
484	Planning & Inspections	Building Permits	Contractor starting work without a permit on a residential building, structure, electrical, gas, mechanical, irrigation, or plumbing system before obtaining the necessary permits or written authorization from the building official	Triple the permit fee for working without a permit plus applicable technology fee
485	Planning & Inspections	Building Permits	Contractor starting work without a permit on a commercial building, structure, electrical, gas, mechanical, irrigation, or plumbing system before obtaining the necessary permits or written authorization from the building official	Triple the permit fee for working without a permit plus applicable technology fee
486	Planning & Inspections	Building Permits	Homeowner starting work without a permit on his own residential building, structure, electrical, gas, mechanical, irrigation or plumbing system before obtaining the necessary permits or written authorization from the building official	Double the permit fee for working without a permit plus applicable technology fee
487	Planning & Inspections	Building Permits	Permit which require only one inspection	\$110 plus applicable technology fee
488	Planning & Inspections	Building Permits	Pre-Inspection Fee	\$110 plus applicable technology fee
489	Planning & Inspections	Building Permits	building/existing building C of O	\$110 plus applicable technology fee
490	Planning & Inspections	Building Permits	building /fences	\$110 plus applicable technology fee
491	Planning & Inspections	Building Permits	Building/electrical fence	\$152 plus applicable technology fee
492	Planning & Inspections	Building Permits	building/placement	\$110 plus applicable technology fee
493	Planning & Inspections	Building Permits	building/plumbing/CHP	\$110 plus applicable technology fee
494	Planning & Inspections	Building Permits	building/right of way	\$110 plus applicable technology fee
495	Planning & Inspections	Building Permits	building/siding	\$110 plus applicable technology fee
496	Planning & Inspections	Building Permits	building/weatherization	\$110 plus applicable technology fee
497	Planning & Inspections	Building Permits	building/windows	\$110 plus applicable technology fee
498	Planning & Inspections	Building Permits	Permit which require two inspections	\$160 plus applicable technology fee
499	Planning & Inspections	Building Permits	Demolition Permit	\$115 plus applicable technology fee
500	Planning & Inspections	Building Permits	building/residential/swimming pool, spa	\$115 plus applicable technology fee
501	Planning & Inspections	Building Permits	building/retaining walls	\$115 plus applicable technology fee
502	Planning & Inspections	Building Permits	Moving a building	\$115 plus applicable technology fee
503	Planning & Inspections	Building Permits	Temporary structures-amusement devices	
504	Planning & Inspections	Building Permits	per ride-per month	\$9 plus applicable technology fee
505	Planning & Inspections	Building Permits	minimum	\$51 plus applicable technology fee
506	Planning & Inspections	Building Permits	Cellular Service	Based on the valuation of the tower. The same as a commercial building. plus applicable technology fee
507	Planning & Inspections	Sidewalk, Street and Public ROW Rental	Permit Fee	\$40 plus applicable technology fee
508	Planning & Inspections	Sidewalk, Street and Public ROW Rental	Per Month	\$ 0.14 / Sq. ft. plus applicable technology fee
509	Planning & Inspections	Sidewalk, Street and Public ROW Rental	minimum	\$51 plus applicable technology fee
510	Planning & Inspections	Sidewalk, Street and Public ROW Rental	If the street rental prevents use of :	
511	Planning & Inspections	Sidewalk, Street and Public ROW Rental	If the street rental prevents use of on-street parking meters	\$9/day per meter plus applicable technology fee

FY 2025 Schedule C
Departmental Fee List

Line No.	Department	Fee Description	Detail	FY 2025 Adopted Fees
512	Planning & Inspections	Building Permits - Commercial		For Structural repair work costing over five hundred dollars (\$500.00) and less than fifteen thousand dollars (\$15,000.00), all repair work, new work and remodeling with a valuation up to and not including fifteen thousand dollars and requiring plans and plan review, the fee shall be one hundred sixty dollars and forty-nine cents (\$160.49) plus plan review fee and applicable technology fee
513	Planning & Inspections	Building Permits - Commercial		For a valuation from fifteen thousand dollars and including one hundred thousand dollars, the fee shall be one hundred sixty-one dollars and twelve cents (\$161.12) for the first fifteen thousand dollars plus eight dollars and forty-eight cents (\$8.48) per thousand or fraction thereof by which the valuation exceeds fifteen thousand dollars plus plan review fee and applicable technology fee
514	Planning & Inspections	Building Permits - Commercial		For a valuation over one hundred thousand dollars up to and including five hundred thousand dollars, the fee shall be eight hundred thirty-seven dollars and forty cents (\$837.40) for the first one hundred thousand dollars, plus six dollars and thirty-six cents (\$6.36) for each one thousand dollars or fraction thereof by which the valuation exceeds one hundred thousand dollars plus plan review fee and applicable technology fee
515	Planning & Inspections	Building Permits - Commercial		For a valuation over five hundred thousand dollars up to and including one million dollars, the fee shall be three thousand one hundred twelve dollars and seventy-two cents (\$3,112.72) for the first five hundred thousand dollars plus three dollars and twenty eight cents (\$3.28) for each one thousand dollars of fraction thereof by which the valuation exceeds five hundred thousand dollars plus plan review fee and applicable technology fee
516	Planning & Inspections	Building Permits - Commercial		For a valuation over one million dollars, the fee shall be four thousand seven hundred fifty-eight dollars and thirty-four cents (\$4,758.34) for the first one million dollars plus two dollars and twelve cents (\$2.12) for each one thousand dollars of fraction thereof by which the valuation exceeds one million thousand dollars plus plan review fee and applicable technology fee
517	Planning & Inspections	Building Permits - Commercial	Commercial Swimming Pool	\$238 plus applicable technology fee
518	Planning & Inspections	Building Permits - Commercial	Commercial Spa	\$185 plus applicable technology fee
519	Planning & Inspections	Building Permits	Completion Permit	50% of current permit fee plus applicable technology fee
520	Planning & Inspections	Building Permits	Foundation Only Permit	10% of total permit fee plus applicable technology fee
521	Planning & Inspections	Building Permits - Commercial	Shell Permit	80% of building permit fee plus applicable technology fee
522	Planning & Inspections	Building Permits - Commercial	Tenant Improvement Permit For Existing Buildings	20% of building permit fee plus applicable technology fee
523	Planning & Inspections	Building Permits - Commercial	Tenant Improvement Permit For New Buildings	20% of building permit fee plus applicable technology fee
524	Planning & Inspections	Landscape Buyout Fee	Landscape Buyout Fee	Landscape fees in lieu of installation Calculation based on \$5,300 per plan unit. plus applicable technology fee
525	Planning & Inspections	Single Family Residential Landscape Buyout Fee	Landscape Buyout Fee	Landscape fees in lieu of installation \$150 plus applicable technology fee

FY 2025 Schedule C
Departmental Fee List

Line No.	Department	Fee Description	Detail	FY 2025 Adopted Fees
526	Planning & Inspections	Electrical Permits		Repairs or alterations costing under \$1,000.00 requiring building permit fee shall be according to Schedule B. plus applicable technology fee
527	Planning & Inspections	Electrical Permits	\$1,000.00 to \$6,000.00	Repair work costing over \$1,000.00 and all new and remodeling work with a building permit valuation up to including \$6,000.00 shall be \$76 plus applicable technology fee.
528	Planning & Inspections	Electrical Permits	\$6,000.00 to \$15,000.00	Building permit valuation over \$6,000.00 shall be \$78 for the first \$6,000.00 plus \$1.05 for each additional thousand of fraction thereof up to and including \$15,000.00 plus applicable technology fee.
529	Planning & Inspections	Electrical Permits	\$15,000.00 to \$100,000.00	Building permit valuation over \$15,000 fee shall be \$89 for the first \$15,000.00 plus \$1.05 for each additional thousand or fraction thereof up to and including \$100,000.00 plus applicable tech fee.
530	Planning & Inspections	Electrical Permits	\$100,000.00 to \$500,000.00	Building permit valuation over \$100,000.00 shall be \$222 for the first \$100,000.00 plus \$1.05 for each additional thousand or fraction thereof up to and including \$500,000.00 plus applicable technology fee.
531	Planning & Inspections	Electrical Permits	\$500,000.00 to \$1,000,000.00	Building permit valuation over \$500,000.00 shall be \$634 for the first \$500,000.00 plus \$1.05 for each additional thousand or fraction thereof up to and including \$1,000,000.00 plus applicable technology fee.
532	Planning & Inspections	Electrical Permits	\$1,000,000.00 and over	Building permit valuation over \$1,000,000.00 shall be \$1,051 for the first \$1,000,000.00 plus \$1.05 for each additional thousand for fraction plus applicable technology fee.
533	Planning & Inspections	Electrical Permits		Fees as herein established shall be paid for ordinary minor repairs costing under \$1,000.00 or jobs without building permits plus applicable technology fee
534	Planning & Inspections	Other Applications	Applications - Zoning : City Review Committee Neighborhood Conservancy Overly (NCO) - Appeal to City Plan Commission	\$245 plus applicable technology fee
535	Planning & Inspections	Electrical Permits	Base fee, ea. (non-refundable)	\$110 plus applicable technology fee
536	Planning & Inspections	Electrical Permits	Service entrance:	
537	Planning & Inspections	Electrical Permits	Each Temporary Service or Each Service Release	\$30 based on quantity plus base fee and applicable technology fee
538	Planning & Inspections	Electrical Permits	New change or replace	
539	Planning & Inspections	Electrical Permits	Each Service or new/replacement of electrical panel/panel board	\$47 based on quantity plus base fee and applicable technology fee
540	Planning & Inspections	Electrical Permits	Max Service Entrance Fee	\$130 plus applicable technology fee
541	Planning & Inspections	Electrical Permits	Outlets:	
542	Planning & Inspections	Electrical Permits	1 to 20 ea.	\$1.17 Based on quantity plus base fee and applicable technology fee
543	Planning & Inspections	Electrical Permits	21 to 40 ea.	\$0.90 Based on quantity plus base fee and applicable technology fee
544	Planning & Inspections	Electrical Permits	Over 40 ea.	\$0.90 Based on quantity plus base fee and applicable technology fee
545	Planning & Inspections	Electrical Permits	Fixtures:	
546	Planning & Inspections	Electrical Permits	Appliances to include: Range, Dyers, Water Heaters, Furnace, Dishwasher, Garbage Disposal, Trash Compactor, Bathroom Heaters and Evaporative Coolers.	\$3.18 Based on quantity plus base fee and applicable technology fee
547	Planning & Inspections	Electrical Permits	Refrigerated air conditioner, per ton	\$1.05 based on quantity plus base fee and applicable technology fee
548	Planning & Inspections	Electrical Permits	Transformer type welder, ea.	\$13 based on quantity plus base fee and applicable technology fee
549	Planning & Inspections	Electrical Permits	X-ray machine, ea.	\$38 based on quantity plus base fee and applicable technology fee
550	Planning & Inspections	Electrical Permits	Fractional H.P. Motor, per H.P.:	
551	Planning & Inspections	Electrical Permits	1 to 10 H.P.	\$2.11 based on quantity plus base fee and applicable technology fee
552	Planning & Inspections	Electrical Permits	Over 10 H.P., ea.	\$1.05 based on quantity plus base fee and applicable technology fee
553	Planning & Inspections	Electrical Permits	Motor, per H.P.	

FY 2025 Schedule C
Departmental Fee List

Line No.	Department	Fee Description	Detail	FY 2025 Adopted Fees
554	Planning & Inspections	Electrical Permits	1 to 20 H.P., ea.	\$2.11 based on quantity plus base fee and applicable technology fee
555	Planning & Inspections	Electrical Permits	Over 20 H.P., ea.	\$1.05 based on quantity plus base fee and applicable technology fee
556	Planning & Inspections	Electrical Permits	Feed rail and bus way, per linear foot	\$0.74 based on quantity plus base fee and applicable technology fee
557	Planning & Inspections	Electrical Permits	Under floor duct or cellular raceway/conduit per linear foot	\$0.27 based on quantity plus base fee and applicable technology fee
558	Planning & Inspections	Electrical Permits	Power or lighting transformer per k.v.a.	\$1.05 based on quantity plus base fee and applicable technology fee
559	Planning & Inspections	Electrical Permits	Mobile home	\$14 based on quantity plus base fee and applicable technology fee
560	Planning & Inspections	Electrical Permits	T.V. Outlets-master systems only:	
561	Planning & Inspections	Electrical Permits	Base fee	\$110 plus applicable technology fee
562	Planning & Inspections	Electrical Permits	Plus per outlet	\$2 based on quantity plus base fee and applicable technology fee
563	Planning & Inspections	Electrical Permits	Swimming pool; hot-tub; spa; Jacuzzi; ea.	\$46 based on quantity plus base fee and applicable technology fee
564	Planning & Inspections	Electrical Permits	Temporary installation such as carnivals, show windows, conventions, etc., ea.	\$51 based on quantity plus base fee and applicable technology fee
565	Planning & Inspections	Electrical Permits	Generators	\$51 based on quantity plus base fee and applicable technology fee
566	Planning & Inspections	Electrical Permits	Others not covered	\$14 based on quantity plus base fee and applicable technology fee
567	Planning & Inspections	Electrical Permits	Solar heating systems	\$24 based on quantity plus base fee and applicable technology fee
568	Planning & Inspections	Electrical Permits	Solar panels, ea.	\$14 based on quantity plus base fee and applicable technology fee
569	Planning & Inspections	Mechanical	Base fee, ea. (non-refundable)	\$110 plus applicable technology fee
570	Planning & Inspections	Mechanical	Boiler: 5 horsepower or less, ea.	\$36 based on quantity plus base fee and applicable technology fee
571	Planning & Inspections	Mechanical	Boiler Horsepower additional over 5, ea.	\$36 plus \$6.35 per horsepower over 5, based on quantity plus base fee and applicable technology fee
572	Planning & Inspections	Mechanical	Each evaporative cooler	\$24 based on quantity plus base fee and applicable technology fee
573	Planning & Inspections	Mechanical	Each force air or gravity heater or furnace	\$24 based on quantity plus base fee and applicable technology fee
574	Planning & Inspections	Mechanical	Non-ducted heating appliances; wall, space, unit infrared heaters, ea.	\$22 Based on quantity plus base fee and applicable technology fee
575	Planning & Inspections	Mechanical	Combination heating-cooling unit or refrigeration unit, ea.	\$47 plus \$6.35 per ton plus base fee and applicable technology fee
576	Planning & Inspections	Mechanical	Heat exchanger, ea.	\$22 Based on quantity plus base fee and applicable technology fee
577	Planning & Inspections	Mechanical	Air handlers and mixing boxes, ea.	\$22 Based on quantity plus base fee and applicable technology fee
578	Planning & Inspections	Mechanical	Perimeter convectors, per linear foot	\$3.18 Based on quantity plus base fee and applicable technology fee
579	Planning & Inspections	Mechanical	Cooling tower	\$39 plus base fee and applicable technology fee
580	Planning & Inspections	Mechanical	Power units: icemakers, walk-in coolers, reach -in coolers, etc., ea.	\$24 plus \$6.35 per ton, ventilation system and/or fans, ducts and applicable technology fee
581	Planning & Inspections	Mechanical	Icemakers not a portion of heating and cooling system no tons	\$36 plus base fee and applicable technology fee
582	Planning & Inspections	Mechanical	Condensate drains	\$9 based on quantity plus base fee and applicable technology fee
583	Planning & Inspections	Mechanical	Solar Systems (excluding duct work)	\$36 plus base fee and applicable technology fee
584	Planning & Inspections	Mechanical	Collectors	\$20 Based on quantity plus base fee and applicable technology fee
585	Planning & Inspections	Mechanical	Hood and/or exhaust fan, duct: Residential	\$9.54 based on quantity plus base fee and applicable technology fee
586	Planning & Inspections	Mechanical	Type 1 Hood and/or exhaust fan, duct: Non-Residential	\$153 plus base fee and applicable technology fee
587	Planning & Inspections	Mechanical	Type 2 Hood and/or exhaust fan, duct: Non-Residential	\$77 plus base fee and applicable technology fee
588	Planning & Inspections	Mechanical	Restroom exhaust fan and/or duct/Dryer Vent: Residential	\$6.35 Based on quantity plus base fee and applicable technology fee
589	Planning & Inspections	Mechanical	Restroom exhaust fan and/or duct/Dryer Vent: Non-Residential	\$9.53 based on quantity plus base fee and applicable technology fee
590	Planning & Inspections	Mechanical	Fire dampers, ea.	\$3.18 Based on quantity plus base fee and applicable technology fee
591	Planning & Inspections	Mechanical	Humidifiers, ea.	\$20.11 Based on quantity plus base fee and applicable technology fee
592	Planning & Inspections	Mechanical	Ducts: Heating, cooling and/or under slab 1-10 openings	\$21.24 Based on quantity plus base fee and applicable technology fee

FY 2025 Schedule C
Departmental Fee List

Line No.	Department	Fee Description	Detail	FY 2025 Adopted Fees
593	Planning & Inspections	Mechanical	Ducts: Heating, cooling and/or under slab 11-20 openings	\$27.54 Based on quantity plus base fee and applicable technology fee
594	Planning & Inspections	Mechanical	Ducts: Heating, cooling and/or under slab 21-30 openings	\$34 based on quantity plus base fee and applicable technology fee
595	Planning & Inspections	Mechanical	Ducts: Heating, cooling and/or under slab over 30 openings	\$36 plus \$1 for each opening plus base fee and applicable technology fee
596	Planning & Inspections	Plumbing	Base fee, ea. (non-refundable)	\$110 plus applicable technology fee
597	Planning & Inspections	Plumbing	Fixture: Backflow prevention device	\$9.53 Based on quantity plus base fee and applicable technology fee
598	Planning & Inspections	Plumbing	house to sewer curb cut	\$26.48 plus base fee and applicable technology fee
599	Planning & Inspections	Plumbing	Sewer tap	\$10.59 plus base fee and applicable technology fee
600	Planning & Inspections	Plumbing	Water closet 1-5	\$20.12 plus base fee and applicable technology fee
601	Planning & Inspections	Plumbing	Water closet over 5	\$14.83 plus base fee and applicable technology fee
602	Planning & Inspections	Plumbing	Water closet reset	\$14.83 plus base fee and applicable technology fee
603	Planning & Inspections	Plumbing	Inspection outside City limit	\$76.25 and applicable technology fee
604	Planning & Inspections	Plumbing	surcharge on above fees	\$96.36 and applicable technology fee
605	Planning & Inspections	Plumbing	additional surcharge after water connected	\$96.36 and applicable technology fee
606	Planning & Inspections	Plumbing	Consumer Health Permit - Inspections for 3 compartment sink, grease trap, etc.	\$76.25 and applicable technology fee
607	Planning & Inspections	Plumbing	Grease trap, sand traps, separation tanks, dental chair, dishwasher, washing machine, garbage disposal unit, water softener, electric water heater, indirect waste line into plumbing drain or fixture. (all other this category), ea.	\$10.59 based on quantity plus base fee and applicable technology fee
608	Planning & Inspections	Plumbing	Commercial roof drain, ea.	\$8.47 based on quantity plus base fee and applicable technology fee
609	Planning & Inspections	Plumbing	Bathtub, shower, lavatory, kitchen sink, commercial sink, (per section) urinal, bidet, drinking fountain, ea.	\$8.47 based on quantity plus base fee and applicable technology fee
610	Planning & Inspections	Plumbing	Vehicular dump station	\$16.95 Based on quantity plus base fee and applicable technology fee
611	Planning & Inspections	Plumbing Sewer ejectors	Single	\$15.89 Based on quantity plus base fee and applicable technology fee
612	Planning & Inspections	Plumbing Sewer ejectors	Dual	\$24.35 based on quantity plus base fee and applicable technology fee
613	Planning & Inspections	Plumbing	Solar heating systems	\$24.35 based on quantity plus base fee and applicable technology fee
614	Planning & Inspections	Plumbing	Solar panels, ea.	\$13.76 based on quantity plus base fee and applicable technology fee
615	Planning & Inspections	Plumbing	Back-up water heaters, gas	\$13.76 based on quantity plus base fee and applicable technology fee
616	Planning & Inspections	Plumbing	Storage tank	\$11.55 Based on quantity plus base fee and applicable technology fee
617	Planning & Inspections	Plumbing Permits	Appliances	\$76.25 permit fee plus \$17.47 per fixture and applicable technology fee
618	Planning & Inspections	Irrigation System	Irrigation base fee for residential	\$110 (Add fixtures below to base commercial irrigation fee) and applicable technology fee
619	Planning & Inspections	Irrigation System	Irrigation Base fee for Commercial	\$110 (Add fixtures below to base commercial irrigation fee) and applicable technology fee
620	Planning & Inspections	Irrigation System	Fixture: Control valve (each section)	\$9.53 Based on quantity and applicable technology fee
621	Planning & Inspections	Irrigation System	Fixture: Backflow preventive device	\$9.53 Based on quantity and applicable technology fee
622	Planning & Inspections	Irrigation System	Fixture: Sprinkler head, ea.	\$0.64 Based on quantity and applicable technology fee
623	Planning & Inspections	Irrigation System	Fixture: Drips, ea.	\$0.14 Based on quantity and applicable technology fee
624	Planning & Inspections	Irrigation System	Fixture: Bubblers, ea.	\$0.14 Based on quantity and applicable technology fee
625	Planning & Inspections	Irrigation System	Subterranean irrigation systems per square yard irrigated	\$0.14 Based on quantity and applicable technology fee
626	Planning & Inspections	Plumbing	Swimming pools, Jacuzzi (Hot Tubs) Therapy tubs, Whirlpools, ea.	\$110 and applicable technology fee
627	Planning & Inspections	Plumbing	Jacuzzi (Hot Tubs), Therapy tubs, whirlpools, ea.	\$110 and applicable technology fee
628	Planning & Inspections	Plumbing	Jacuzzi (Hot Tubs), Therapy tubs, whirlpools, ea. additionally if included with swimming pool	\$13.76 based on quantity plus base fee and applicable technology fee
629	Planning & Inspections	Plumbing	Gas water heater (pool, Jacuzzi, etc.)	\$13.76 based on quantity plus base fee and applicable technology fee
630	Planning & Inspections	Plumbing	Cartridge filters (pool, Jacuzzi, etc.)	\$8.47 based on quantity plus base fee and applicable technology fee
631	Planning & Inspections	Plumbing	Plumbing work no fixtures or sewer	\$110 and applicable tech fee

FY 2025 Schedule C
Departmental Fee List

Line No.	Department	Fee Description	Detail	FY 2025 Adopted Fees
632	Planning & Inspections	Plumbing	Mobile home hook-ups	\$110 and applicable technology fee
633	Planning & Inspections	Gas	Base fee, ea. (non-refundable)	\$110 plus applicable technology fee
634	Planning & Inspections	Gas	Gas opening, appliance by others, ea.	\$7.41 Based on quantity plus base fee and applicable technology fee
635	Planning & Inspections	Gas	Commercial cooking unit, (ovens, etc.), ea.	\$13.76 based on quantity plus base fee and applicable technology fee
636	Planning & Inspections	Gas	Domestic cooking unit	\$10.59 based on quantity plus base fee and applicable technology fee
637	Planning & Inspections	Gas Water Heater	Gas Water Heater	\$13.76 based on quantity plus base fee and applicable technology fee
638	Planning & Inspections	Gas	Commercial clothes dryer	\$13.76 based on quantity plus base fee and applicable technology fee
639	Planning & Inspections	Gas	Residential clothes dryer	\$10.59 based on quantity plus base fee and applicable technology fee
640	Planning & Inspections	Gas-Unducted heating appliances	Circulating wall, ceiling, space, unit-infra-red, ea.	\$20.11 based on quantity plus base fee and applicable technology fee
641	Planning & Inspections	Gas	Lighting unit, log lighter	\$10.59 based on quantity plus base fee and applicable technology fee
642	Planning & Inspections	Gas	Floor furnace	\$15.89 based on quantity plus base fee and applicable technology fee
643	Planning & Inspections	Gas	Service yard line	\$13.76 based on quantity plus base fee and applicable technology fee
644	Planning & Inspections	Gas	Gas refrigerator	\$13.76 based on quantity plus base fee and applicable technology fee
645	Planning & Inspections	Building Permit - Residential	For additional lines than 400 square feet	\$307 and applicable technology fee
646	Planning & Inspections	Third party building permit discount	Discount for residential permit when builder utilizes third party services for process.	<ul style="list-style-type: none"> • First 400 TPRN permits issued, \$100 reduction in individual permit cost • Subsequent 100 TPRN permits issued (401 to 500), \$125 reduction in permit cost • Subsequent permits in excess of 500 permits issued, \$150 reduction in permit cost
647	Planning & Inspections	Building Permit - Residential	For additions or new single family residential construction between 401-1299 square feet, to include a single structure on one parcel that contains a single family dwelling duplex, triplex, or quadraplex.	\$0.87 per square foot plus applicable Technology Fee.
648	Planning & Inspections	Building Permit - Residential	For additions or new single family residential construction between 1300-2399 square feet, to include a single structure on one parcel that contains a single family dwelling duplex, triplex, or quadraplex.	\$0.82 per square foot plus applicable Technology Fee.
649	Planning & Inspections	Building Permit - Residential	For additions or new single family residential construction between 2400-3399 square feet, to include a single structure on one parcel that contains a single family dwelling duplex, triplex, or quadraplex.	\$0.81 per square foot plus applicable Technology Fee.
650	Planning & Inspections	Building Permit - Residential	For additions or new single family residential construction between 3400-4399 square feet, to include a single structure on one parcel that contains a single family dwelling duplex, triplex, or quadraplex.	\$0.72 per square foot plus applicable Technology Fee.
651	Planning & Inspections	Building Permit - Residential	For additions or new single family residential construction greater than 4400 square feet, to include a single structure on one parcel that contains a single family dwelling duplex, triplex, or quadraplex.	\$0.61 per square foot plus applicable Technology Fee.
652	Planning & Inspections	Building Permit - Residential	Residential Permit	Total Permit cost will be comprised of the following: Master Permit-66%; Electrical-20%; Plumbing-7%; Mechanical-7%; applicable technology fee will be assessed to each permit.
653	Planning & Inspections	Building Permit	Inspection fee-business hours	\$110 plus applicable technology fee
654	Planning & Inspections	Building Permit	Inspection fee-non business hours (Two hour minimum)	\$127 (Two Hour Minimum) plus applicable technology fee
655	Planning & Inspections	Building Permit	Inspection fee-Expedited "On-Demand" inspections (Two hour minimum)	\$127 (Two Hour Minimum) plus applicable technology fee
656	Planning & Inspections	Building Permit	Investigative Inspection Permit	\$150 plus applicable technology fee
657	Planning & Inspections	Sign Permits	Sign Permit	A basic sign valuation shall be determined for all signs by multiplying the sign area in square feet by the appropriate value from the following table:
658	Planning & Inspections	Sign Permits	Sign Height (Ft)	
659	Planning & Inspections	Sign Permits	Non-Illuminated	Single Face
660	Planning & Inspections	Sign Permits	1 up to and including 20 Ft in Height	\$14.00 plus applicable technology fee
661	Planning & Inspections	Sign Permits	over 20 ft. up to and including 30 ft. in height	\$16.00 plus applicable technology fee
662	Planning & Inspections	Sign Permits	over 30 ft. up to and including 40 ft. in height	\$17.00 plus applicable technology fee

FY 2025 Schedule C
Departmental Fee List

Line No.	Department	Fee Description	Detail	FY 2025 Adopted Fees
663	Planning & Inspections	Sign Permits	over 40 ft. up to and including 50 ft. in height	\$18.00 plus applicable technology fee
664	Planning & Inspections	Sign Permits	over 50 ft. up to and including 60 ft. in height	\$20.00 plus applicable technology fee
665	Planning & Inspections	Sign Permits	Over 60 ft. in Height	\$21.00 plus applicable technology fee
666	Planning & Inspections	Sign Permits	Non-Illuminated	
667	Planning & Inspections	Sign Permits	1 up to and including 20 ft. in Height	\$20.00 plus applicable technology fee
668	Planning & Inspections	Sign Permits	over 20 ft. up to and including 30 ft. in height	\$23.00 plus applicable technology fee
669	Planning & Inspections	Sign Permits	over 30 ft. up to and including 40 ft. in height	\$24.00 plus applicable technology fee
670	Planning & Inspections	Sign Permits	over 40 ft. up to and including 50 ft. in height	\$26.00 plus applicable technology fee
671	Planning & Inspections	Sign Permits	over 50 ft. up to and including 60 ft. in height	\$29.00 plus applicable technology fee
672	Planning & Inspections	Sign Permits	Over 60 ft. in Height	\$30.00 plus applicable technology fee
673	Planning & Inspections	Sign Permits	Sign Height (Ft)	
674	Planning & Inspections	Sign Permits	Illuminated	Single Face
675	Planning & Inspections	Sign Permits	1 up to and including 20 ft. in Height	\$25.00 plus applicable technology fee
676	Planning & Inspections	Sign Permits	over 20 ft. up to and including 30 ft. in height	\$30.00 plus applicable technology fee
677	Planning & Inspections	Sign Permits	over 30 ft. up to and including 40 ft. in height	\$34.00 plus applicable technology fee
678	Planning & Inspections	Sign Permits	over 40 ft. up to and including 50 ft. in height	\$37.00 plus applicable technology fee
679	Planning & Inspections	Sign Permits	over 50 ft. up to and including 60 ft. in height	\$39.00 plus applicable technology fee
680	Planning & Inspections	Sign Permits	Over 60 ft. in Height	\$41.00 plus applicable technology fee
681	Planning & Inspections	Sign Permits	Illuminated Double Face	Double Face
682	Planning & Inspections	Sign Permits	1 up to and including 20 ft. in Height	\$39.00 plus applicable technology fee
683	Planning & Inspections	Sign Permits	over 20 ft. up to and including 30 ft. in height	\$47.00 plus applicable technology fee
684	Planning & Inspections	Sign Permits	over 30 ft. up to and including 40 ft. in height	\$50.00 plus applicable technology fee
685	Planning & Inspections	Sign Permits	over 40 ft. up to and including 50 ft. in height	\$53.00 plus applicable technology fee
686	Planning & Inspections	Sign Permits	over 50 ft. up to and including 60 ft. in height	\$56.00 plus applicable technology fee
687	Planning & Inspections	Sign Permits	Over 60 ft. in Height	\$59.00 plus applicable technology fee
688	Planning & Inspections	Sign Permits	Off-Premise Sign Demolition	\$76.00 plus applicable technology fee
689	Planning & Inspections	Sign Permits	For sign valuations equal to or less than two hundred dollars (\$200.00). Except for temporary real estate signs.	\$51.00 plus applicable technology fee
690	Planning & Inspections	Sign Permits		For sign valuations of two hundred one (\$201.00), up to and including one thousand, sign permit fee shall be fifty two dollars and forty one cents (\$52.41) plus two dollars and eighteen cents (\$2.18) for each one hundred or portion thereof over two hundred plus applicable technology fee.
691	Planning & Inspections	Sign Permits		For sign valuation of one thousand one (\$1,001.00), up to and including ten thousand, sign permit fee shall be sixty-eight dollars and seventy-eight cents (\$68.78) plus twelve dollars and one cent (\$12.01) for each one thousand or portion thereof over one thousand plus applicable technology fee.
692	Planning & Inspections	Sign Permits		For sign valuations over ten thousand one (\$10,001.00), up to and including twenty-five thousand sign permit fee shall be one hundred seventy five dollars and seventy-eight cents (\$175.78) plus twenty-five dollars and forty-two cents (\$25.42) for each one thousand or portion thereof over ten thousand plus applicable technology fee.
693	Planning & Inspections	Sign Permits		For sign valuations over twenty-five thousand and one (\$25,001.00), sign permit fee shall be five hundred ninety-two dollars and eighty-five cents (\$592.85) plus thirty-eight dollars and twenty-one cents (\$38.12) for each one thousand or portion thereof over twenty-five thousand plus applicable technology fee.
694	Planning & Inspections	Fire Permits	Fire Sprinkler or Fire Extinguishing System	Minimum Fee \$77 plus applicable technology fee
695	Planning & Inspections	Fire Permits	Number of Sprinkler heads	
696	Planning & Inspections	Fire Permits	1 to 15	\$77 plus applicable technology fee
697	Planning & Inspections	Fire Permits	16 to 75	\$118 plus applicable technology fee
698	Planning & Inspections	Fire Permits	76 to 100	\$158 plus applicable technology fee
699	Planning & Inspections	Fire Permits	101 to 200	\$236 plus applicable technology fee
700	Planning & Inspections	Fire Permits	201 to 300	\$277 plus applicable technology fee
701	Planning & Inspections	Fire Permits	Over 300	\$316 plus applicable technology fee
702	Planning & Inspections	Fire Permits	Fire Suppression Systems for Cooking Operations	\$77 plus applicable technology fee
703	Planning & Inspections	Fire Permits	Number of Devices	
704	Planning & Inspections	Fire Permits	1 to 5	\$77 plus applicable technology fee

FY 2025 Schedule C
Departmental Fee List

Line No.	Department	Fee Description	Detail	FY 2025 Adopted Fees
705	Planning & Inspections	Fire Permits	6 to 20	\$118 plus applicable technology fee
706	Planning & Inspections	Fire Permits	21 to 40	\$158 plus applicable technology fee
707	Planning & Inspections	Fire Permits	41 to 60	\$198 plus applicable technology fee
708	Planning & Inspections	Fire Permits	61 to 100	\$236 plus applicable technology fee
709	Planning & Inspections	Fire Permits	over 100	\$278 plus applicable technology fee
710	Planning & Inspections	Fire Permits	1 to 3 fire hydrants	\$77 plus applicable technology fee
711	Planning & Inspections	Fire Permits	4 to 6 fire hydrants	\$118 plus applicable technology fee
712	Planning & Inspections	Fire Permits	over 6 fire hydrants	\$158 plus applicable technology fee
713	Planning & Inspections	Building Permit	Roofing Permit	\$118 plus applicable technology fee
714	Planning & Inspections	Building Permit	Certified Roofing Permit	\$77 plus applicable technology fee
715	Planning & Inspections	Building Permit	Sidewalk Permit	\$110 plus applicable technology fee
716	Planning & Inspections	Building Permit	Driveway Permit	\$110 plus applicable technology fee
717	Planning & Inspections	Building Permit	Certificate of Use	\$398 plus applicable technology fee
718	Planning & Inspections	Building Permit	Conditional Certificate of Occupancy	\$398 plus applicable technology fee
719	Planning & Inspections	Building Permit	Temporary Certificate of Occupancy	\$169 plus applicable technology fee
720	Planning & Inspections	Building Permit	Temporary Structures (Tents, construction sheds, seat canopies, etc.)	Minimum \$51 (\$0.11 per square foot for the total area per month or fraction thereof) plus applicable technology fee
721	Planning & Inspections	Building Permit	Vacant Building Annual Registration-Commercial less than 5,000 square feet in area	\$159 plus applicable technology fee
722	Planning & Inspections	Building Permit	Vacant Building Annual Registration-Commercial 5,001 square feet to 20,000 square feet in area	\$318 plus applicable technology fee
723	Planning & Inspections	Building Permit	Vacant Building Annual Registration-commercial over 20,001 square feet in area	\$477 plus applicable technology fee
724	Planning & Inspections	Building Permit	Vacant Building commercial and residential fee for registration ownership transfers not requiring a plan review	\$80 plus applicable technology fee
725	Planning & Inspections	Building Permit	Vacant Building Annual Residential Registration Fee	\$159 plus applicable technology fee
726	Planning & Inspections	Building Permit	Mobile Home Placement Permit	\$110 plus applicable technology fee
727	Planning & Inspections	Building Permit	Duplicate Cards or Licenses	\$17.00 plus applicable technology fee
728	Planning & Inspections	Business Licenses	Vendor	\$48 plus applicable technology fee
729	Planning & Inspections	Business Licenses	Tax Exempt Vendor	No Fee
730	Planning & Inspections	Business Licenses	Motel	\$230 plus applicable technology fee
731	Planning & Inspections	Business Licenses	Hotel	\$230 plus applicable technology fee
732	Planning & Inspections	Business Licenses	Lodging house	\$56 plus applicable technology fee
733	Planning & Inspections	Business Licenses	Home occupation (New) -Annual	\$160 plus applicable technology fee
734	Planning & Inspections	Business License	Home occupation- Late Fee	20% of renewal fee plus applicable tech fee
735	Planning & Inspections	Business Licenses	2nd hand dealers	\$190 plus applicable technology fee
736	Planning & Inspections	Business Licenses	Expedited Application Review Fee	\$48 plus applicable technology fee
737	Planning & Inspections	Business Licenses	Enhanced Provisional License Fee	\$148 plus applicable technology fee
738	Planning & Inspections	Business Licenses	Flea Market Operator License	\$630 plus applicable technology fee
739	Planning & Inspections	Business Licenses	Renewal Fee for Flea Market Operators License	\$505 plus applicable technology fee
740	Planning & Inspections	Business Licenses	2nd hand dealer receipt books- 50 receipts per book.	\$18 each plus applicable technology fee
741	Planning & Inspections	Amplification Fee	4 or more days in advance of event	\$15 plus applicable technology fee
742	Planning & Inspections	Amplification Fee	3 or less day in advance of event	\$30 plus applicable technology fee
743	Planning & Inspections	Contractors Registration Fee	Registration Fee	\$100 plus applicable technology fee
744	Planning & Inspections	Third Party Contractor Registration Fee	Application and renewal fee for third party contractor registrations	\$300 plus applicable technology fee (valid for a three year period)
745	Planning & Inspections	Business License	Sign Painting Contractors	\$110 plus applicable technology fee
746	Planning & Inspections	Business License	Sign Contractor	1 Year \$607.00 2 Years \$1,214.00 plus applicable technology fee
747	Planning & Inspections	Business License	Sign Installer	\$607 plus applicable technology fee
748	Planning & Inspections	Business License	Temp. inflatable sign installer	\$1,213 plus applicable technology fee
749	Planning & Inspections	Business License	Temp inflatable sign installed by property owner	\$607 plus applicable technology fee
750	Planning & Inspections	Business License	Motor Vehicle Dealers	1 Year \$145.00 2 Years \$290.00 plus applicable technology fee
751	Planning & Inspections	Business License	TABC Certification Inspection	\$110.00 plus applicable tech fee
752	Planning & Inspections	Licenses	Sexually Oriented Business License	
753	Planning & Inspections	Licenses	Initial Fee (Annual)	\$667 plus applicable technology fee
754	Planning & Inspections	Licenses	Renewal Fee (Annual)	\$424 plus applicable technology fee
755	Planning & Inspections	Licenses	Sexually Oriented Business Employee	
756	Planning & Inspections	Licenses	Initial Fee (Annual)	\$48 plus applicable technology fee
757	Planning & Inspections	Licenses	Renewal Fee (Annual)	\$23 plus applicable technology fee
758	Planning & Inspections	Licenses	Background checks (per employee) for Boarding Home License	\$17.00 per employee plus applicable technology fee

FY 2025 Schedule C
Departmental Fee List

Line No.	Department	Fee Description	Detail	FY 2025 Adopted Fees
759	Planning & Inspections	Licenses	Sounds Amplification License	\$367.00 plus applicable tech fee
760	Planning & Inspections	Licenses	Sounds Amplification Renewal Fee	\$125.00 plus applicable tech fee
761	Planning & Inspections	Licenses	Sounds Amplification Appeal Fee	\$308.00 plus applicable tech fee
762	Planning & Inspections	Development	Expedited Review of Grading Permits	Two hundred fifty six dollars (\$256.00) plus ninety-four dollars (\$94.00) for each hour or portion of an hour of plan review time plus applicable technology fee.
763	Planning & Inspections	Development	Construction SWP3 permit fee - 5 Acres sites or larger	\$129.00 one time permit fee plus applicable technology fee
764	Planning & Inspections	Development	Construction SWP3 Review fee- .1-4.99 Acres sites	\$75.00 one time permit fee plus applicable technology fee
765	Planning & Inspections	Development	Industrial SWP3 permit fee	\$129.00 one time permit fee plus applicable technology fee
766	Planning & Inspections	Development	De-Watering/Discharge to MS4 (Storm water) permit fee	\$129.00 one time permit fee plus applicable technology fee
767	Planning & Inspections	Development	Commercial Sidewalk	\$200.00 plus applicable technology fee
768	Planning & Inspections	Development	Commercial Driveway	\$200.00 plus applicable technology fee
769	Planning & Inspections	Development	Grading Permit - Subdivisions	
770	Planning & Inspections	Development	0-5 acres	\$639.00 plus applicable technology fee
771	Planning & Inspections	Development	5.1-10acres	\$764.00 plus applicable technology fee
772	Planning & Inspections	Development	10.1-20 acres	\$892.00 plus applicable technology fee
773	Planning & Inspections	Development	20.1-30 acres	\$1,019.00 plus applicable technology fee
774	Planning & Inspections	Development	30.1-40 acres	\$1,148.00 plus applicable technology fee
775	Planning & Inspections	Development	40.1-50 acres	\$1,275.00 plus applicable technology fee
776	Planning & Inspections	Development	50.1 + acres	\$1,402.00 plus applicable technology fee
777	Planning & Inspections	Development	Borrow / Waste	\$546.00 plus applicable technology fee
778	Planning & Inspections	Development	First Extension	36% of grading permit plus applicable technology fee
779	Planning & Inspections	Development	Second Extension	36% of grading permit plus applicable technology fee
780	Planning & Inspections	Development	Grading Permit-All other commercial/residential	
781	Planning & Inspections	Development	0-5 acres	\$456.00 plus applicable technology fee
782	Planning & Inspections	Development	5.1-10acres	\$546.00 plus applicable technology fee
783	Planning & Inspections	Development	10.1-20 acres	\$637.00 plus applicable technology fee
784	Planning & Inspections	Development	20.1-30 acres	\$729.00 plus applicable technology fee
785	Planning & Inspections	Development	30.1-40 acres	\$820.00 plus applicable technology fee
786	Planning & Inspections	Development	40.1-50 acres	\$911.00 plus applicable technology fee
787	Planning & Inspections	Development	50.1 + acres	\$1,002.00 plus applicable technology fee
788	Planning & Inspections	Development	Borrow / Waste	\$546.00 plus applicable technology fee
789	Planning & Inspections	Development	First Extension	36% of grading permit plus applicable technology fee
790	Planning & Inspections	Development	Second Extension	36% of grading permit plus applicable technology fee
791	Planning & Inspections	Development	Mountain Development Association	
792	Planning & Inspections	Development	Grading Permit	
793	Planning & Inspections	Development	0-5 acres	\$1,820.00 plus applicable technology fee
794	Planning & Inspections	Development	5.1-10 acres	\$2,185.00 plus applicable technology fee
795	Planning & Inspections	Development	10.1-20 acres	\$2,549.00 plus applicable technology fee
796	Planning & Inspections	Development	20.1-30 acres	\$2913.00 plus applicable technology fee
797	Planning & Inspections	Development	30.1-40 acres	\$3,276.00 plus applicable technology fee
798	Planning & Inspections	Development	40.1-50 acres	\$3,641.00 plus applicable technology fee
799	Planning & Inspections	Development	50.1 + acres	\$ 4,005.00 plus applicable technology fee

FY 2025 Schedule C
Departmental Fee List

Line No.	Department	Fee Description	Detail	FY 2025 Adopted Fees
800	Planning & Inspections	Development	Borrow / Waste	\$1,455.00 plus applicable technology fee
801	Planning & Inspections	Development	First Extension	36% of MDA plus applicable technology fee
802	Planning & Inspections	Development	Second Extension	36% of MDA plus applicable technology fee
803	Planning & Inspections	Development	Inspection Fees-other than regular duty hours	\$127.00/hr.(2hr. Min) plus applicable technology fee
804	Planning & Inspections	Development	Credit Access Certificate of Registration	\$195 each year plus applicable technology fee
805	Planning & Inspections	Business Permit	Brewer's License (BW)	2 Year License \$1,500.00
806	Planning & Inspections	Business Permit	Distiller's and Rectifier's Permit (D)	2 Year License \$1,500.00
807	Planning & Inspections	Business Permit	Winery Permit (G)	2 Year License \$75.00
808	Planning & Inspections	Business Permit	Out-of-State Winery Direct Shipper's Permit (DS)	N/A (Out-of-State)
809	Planning & Inspections	Business Permit	Nonresident Brewer's License (BN)	N/A (Out-of-State)
810	Planning & Inspections	Business Permit	Nonresident Seller's Permit (S)	2 Year License \$150.00
811	Planning & Inspections	Business Permit	General Distributor's License (BB)	2 Year License \$300.00
812	Planning & Inspections	Business Permit	Wholesaler's Permit (W)	2 Year License \$1,875.00
813	Planning & Inspections	Business Permit	General Class B Wholesaler's Permit (X)	2 Year License \$300.00
814	Planning & Inspections	Business Permit	Mixed Beverage Permit and Mixed Beverage w/Food & Beverage Certificate (FB) Required (MB)	
815	Planning & Inspections	Business Permit	Original (1st and 2nd Year)	2 Year License, no fee
816	Planning & Inspections	Business Permit	1st Renewal (3rd and 4th Year)	3rd Year No Fee, 4th year \$1,125.00
817	Planning & Inspections	Business Permit	2nd Renewal (5th and 6th Year)	2 Year License \$1,500.00
818	Planning & Inspections	Business Permit	3rd and Subsequent Renewals	2 Year License \$750.00
819	Planning & Inspections	Business Permit	Wine and Malt Beverage Retailer's Permit (BG)	2 Year License \$175.00
820	Planning & Inspections	Business Permit	Wine and Malt Beverage Retailer's Off-Premise Permit (BQ)	2 Year License \$60.00
821	Planning & Inspections	Business Permit	(Malt Beverage) Retail Dealer's On- Premise License (BE)	2 Year License \$150.00
822	Planning & Inspections	Business Permit	(Malt Beverage) Retail Dealer's Off-Premise License (BF)	2 Year License \$60.00
823	Planning & Inspections	Business Permit	Private Club Registration Permit (N)	2 Year License no fee
824	Planning & Inspections	Business Permit	Private Club Malt Beverage and Wine Permit (NB)	2 Year License no fee
825	Planning & Inspections	Business Permit	Private Club Exemption Certificate (NE)	2 Year License no fee
826	Planning & Inspections	Business Permit	Package Store Permit (P)	2 Year License \$500.00
827	Planning & Inspections	Business Permit	Wine-Only Package Store Permit (Q)	2 Year License \$75.00
828	Planning & Inspections	Business Permit	Passenger Transportation Permit (TR)	2 Year License no fee
829	Planning & Inspections	Business Permit	Consumer Delivery Permit (CD)	2 Year License no fee
830	Planning & Inspections	Business Permit	Bonded Warehouse Permit (J/JD)	2 Year License \$150.00
831	Planning & Inspections	Business Permit	Manufacturer's Agent's Warehousing Permit (AW)	2 Year License \$750.00
832	Planning & Inspections	Business Permit	Carrier's Permit (C)	2 Year License no fee
833	Planning & Inspections	Business Permit	Promotional Permit (PR)	2 Year License \$300.00
834	Planning & Inspections	Business Permit	Third-Party Local Cartage Permit (ET)	2 Year License no fee
835	Planning & Inspections	Business Permit	Branch Distributor's License (BC)	2 Year License \$75.00
836	Planning & Inspections	Business Permit	Forwarding Center Authority (FC)	2 Year License no fee
837	Planning & Inspections	Business Permit	Brewer's Self- Distribution License (SD)	2 Year License \$600.00
838	Planning & Inspections	Business Permit	Brewpub License (BP)	2 Year License \$500.00
839	Planning & Inspections	Business Permit	Food and Beverage Certificate (FB)	2 Year License no fee
840	Planning & Inspections	Business Permit	Late Hours Certificate (LH)	2 Year License no fee
841	Planning & Inspections	Business Permit	Local Distributor's Permit (LP)	2 Year License \$100.00
842	Planning & Inspections	Business Permit	Water Park Permit (WP)	2 Year License \$30.00
843	Planning & Inspections	Business Licenses	Boarding Home Facility Annual Permit	\$262 plus applicable technology fee

FY 2025 Schedule C
Departmental Fee List

Line No.	Department	Fee Description	Detail	FY 2025 Adopted Fees
844	Planning & Inspections	Business License	Boarding Home Facility Renewal- Late Fee	20% of renewal fee plus applicable tech fee
845	Planning & Inspections	Annual License Fee	Trailer Court Annual	\$275.00, plus applicable tech fee
846	Planning & Inspections	Re-Inspection Fee	Trailer Court	\$175.00, plus applicable tech fee
847	Planning & Inspections	Building Permits	Re-Inspection Fee for all building permits and trades	\$100 plus applicable technology fee
848	Planning & Inspections	After Hours Permit		\$85 plus applicable tech fee
849	Planning & Inspections	Administrative fee - refund requests		\$50 per request
850	Planning & Inspections	Applications - Subdivisions: 5-day review,		\$312 plus applicable technology fee
851	Planning & Inspections	Applications - Subdivisions: 5-day review, starting with third review cycle		\$500 plus applicable technology fee
852	Planning & Inspections	ETJ Release		\$1,500 plus applicable technology fee
853	Planning & Inspections	Reconsideration from the City Plan Commission		\$750 plus applicable technology fee
854	Planning & Inspections	Applications - Zoning : City Review Committee Neighborhood Conservancy Overly (NCO) - Appeal to City Review Committee		\$190 plus applicable technology fee
855	Planning & Inspections	Applications - Zoning : City Review Committee Neighborhood Conservancy Overly (NCO) - CRC Administrative Review		\$131 plus applicable technology fee
856	Planning & Inspections	Applications - Zoning : Smart Code - Building Scale Plan Preliminary/Final		\$475 plus applicable technology fee
857	Planning & Inspections	Applications - Zoning : Smart Code - Building Scale Plan Preliminary/Final Administrative Modification		\$300 plus applicable technology fee
858	Planning & Inspections	Applications - Zoning : Smart Code - Regulating Plan Adjustment Minor Modification		\$500 plus applicable technology fee
859	Planning & Inspections	Applications - Zoning : Smart Code : Regulating Plan Adjustment Major Modification		\$1400 plus applicable technology fee
860	Planning & Inspections	Applications - Zoning : Detailed Site Development Plan Review - Concurrently with Rezoning		\$500 plus applicable technology fee
861	Planning & Inspections	Applications - Zoning : Master Zoning Plan Amendment Minor		\$300 plus applicable technology fee
862	Planning & Inspections	Applications - Zoning : Master Zoning Plan Amendment Major		\$1400 plus applicable technology fee
863	Library	Library Fees	Overdue Fines	\$0.15/day
864	Library	Library Fees	Lost Adult/YA Hardback	Fair Market Value to Replace Item
865	Library	Library Fees	Adult Card/replacement	\$2.00
866	Library	Library Fees	Juvenile Card/replacement	\$1.00
867	Library	Library Fees	Student Card issue and replacement fees (including non-resident convenience fee) applicable only to students attending schools within city limits	Fees waived for elementary, middle and high school only.
868	Library	Library Fees	Non-Resident Convenience Fee	\$50.00 per year/\$25.00 per 6 months
869	Library	Library Fees	Student/Non-Profit Use Scanning of Photographs (low resolution)	\$10.00 per image
870	Library	Library Fees	Student/Non-Profit Use Scanning of Photographs (high resolution)	\$15.00 per image
871	Library	Library Fees	Student/Non-Profit Use Preservation Fee (Applies to all Reproduction Requests)	waived
872	Library	Library Fees	Scanning of Photographs (low resolution)	\$20.00
873	Library	Library Fees	Scanning of Photographs (high resolution)	\$30.00
874	Library	Library Fees	Scanning of Maps/Architectural Drawings (low resolution)	\$25.00
875	Library	Library Fees	Scanning of Maps/Architectural Drawings (med resolution)	\$35.00
876	Library	Library Fees	Scanning of Maps/Architectural Drawings (high resolution)	\$45.00
877	Library	Library Fees	Scanning of Maps/Architectural Drawings Fee (in-house)	\$3 per sheet
878	Library	Library Fees	Scanning of Maps/Architectural Drawings Fee- Student	\$15.00
879	Library	Library Fees	Preservation Fee (Applies to all Reproduction Requests)	\$1.00
880	Library	Library Fees	Document Delivery Services	\$1.00 per page
881	Library	Library Fees	Commercial Use Fee	\$10.00
882	Library	Library Fees	Damaged or missing DVD/Music CD Case	\$3.00
883	Library	Library Fees	Damaged or Missing Book Cover	\$3.00
884	Library	Library Fees	Damaged or Missing Kit Bag	\$3.00
885	Library	Library Fees	Damaged or Missing Audiobook Case	\$3.00
886	Library	Library Fees	Damaged or Missing Barcode	\$3.00
887	Library	Library Fees	Damaged or Missing Spine Label	\$3.00
888	Library	Library Fees	Border Heritage/Interlibrary Loan Postage Fee	\$3.00 per item
889	Library	Library Fees	Copy black/white	\$0.20
890	Library	Library Fees	Copy color	\$0.50

FY 2025 Schedule C
Departmental Fee List

Line No.	Department	Fee Description	Detail	FY 2025 Adopted Fees
891	Library	Library Fees	Printer black/white	\$0.20
892	Library	Library Fees	Printer color	\$0.50
893	Library	Library Fees	Scanner	\$0.10
894	Library	Library Fees	Fax	\$1.00
895	Library	Library Fees	USB Save	free
896	Library	Library Fees	USB Drives	\$6.00
897	Library	Library Fees	Damaged or Missing Hotspot Accessory - plastic case, USB cable, charger or adapter	\$5.00
898	Library	Library Fees	Damaged or Missing Hotspot Accessor - SIM card or battery	\$10.00
899	Library	Library Fees	Damaged or Missing Hotspot - Entire item	\$85.00
900	Library	Library Fees	Damaged or Missing Kit Item	\$3.00
901	Library	Library Fees	Damaged or Missing iPad	\$300.00
902	Library	Enhanced Library Card		\$75.00 per 5 years
903	Library	Enhanced Library Card - replacement		\$5.00
904	Library	Damaged or missing Kit - Entire item		\$10.00
905	Library	Library Fee: Passport application		\$35.00
906	Library	Library Fee: Passport picture		\$13.00
907	Environmental Services	Residential	Base Rate (Residential)	\$19.00 per month
908	Environmental Services	Residential	Excess Waste - Administrative Fee	\$10.00 for one additional lift of the arm.
909	Environmental Services	Residential	Additional Container (Residential)	\$19.00 per month for each additional container, plus service charges
910	Environmental Services	Residential	Senior and Disabled Citizens Discount	20% reduction of Base Rate
911	Environmental Services	Commercial	Base Rate (Commercial)	\$28.00 per month for once a week collection per container.
912	Environmental Services	Commercial	Additional Container (Commercial)	\$28.00 per month for each additional container.
913	Environmental Services	Commercial	Solid waste commercial dumpster, 2 cu. yd.	\$24.38 per month for each 2 cubic yard dumpster
914	Environmental Services	Commercial	Solid waste commercial dumpster, 4 cu. yd.	\$48.76 per month for each 4 cubic yard dumpster
915	Environmental Services	Commercial	Solid waste commercial dumpster, 6 cu. yd.	\$73.14 per month for each 6 cubic yard dumpster
916	Environmental Services	Commercial	Solid waste commercial dumpster, 8 cu. yd.	\$97.52 per month for each 8 cubic yard dumpster
917	Environmental Services	Commercial	Solid Waste Commercial Dumpster delivery and retrieval	Onetime Fee of \$150
918	Environmental Services	Residential	Side door Collection	\$19.00
919	Environmental Services	Residential	Residential Refuse Collection	\$21.00 per Month
920	Environmental Services	Residential	Residential Refuse Collection for on-call Service	\$25 per service call for 96 gallon container
921	Environmental Services	Other	Special Collection Service (Residential)	\$35.00 up to 5 cubic yards. \$7.00 for each additional cubic yard.
922	Environmental Services	Other	Dead Animal Collection Fee	\$40.00 for domesticated pets; \$150.00 for small and large farm animals within the city limits; \$175.00 for small and large farm animals inside county and outside city limits.
923	Environmental Services	Residential	Citizen Collection Station Fee	\$5.00 for each visit in excess of monthly frequency limit set by Director with limit of 4 cy, no C&D and no commercial.
924	Environmental Services	Residential	Citizen Collection Station Fee	\$5.00 coupon Non-customer, one visit; standard restrictions; non-commercial; residential solid waste only, excludes household hazardous waste.
925	Environmental Services	Special Collections	Property Clean Up Fee	Labor, equipment and disposal rates as set by Director in 1/4 hour increments with 1 hour minimum.
926	Environmental Services	General	Interest on unpaid balances	10% per year (0.83% of invoiced amount per month)
927	Environmental Services	Permits	Hauler Permit Fee	\$150.00 per vehicle for complete term of permit or \$12.50 per vehicle per month for less than complete term of permit plus applicable tech fees
928	Environmental Services	Permits	Replacement Decal	\$10.00 each
929	Environmental Services	Permits	Reinstatement of Suspended or Revoked Permit	50% of annual Hauler Permit Fee for suspended permit, 100% of annual Hauler Permit Fee for revoked permit. Plus applicable tech fees

FY 2025 Schedule C
Departmental Fee List

Line No.	Department	Fee Description	Detail	FY 2025 Adopted Fees
930	Environmental Services	Permits	Special Waste Disposal Fee-Immediate Disposal	\$25.00 surcharge plus regular per ton landfill disposal charge for a scheduled disposal. \$35.00 surcharge plus double the regular per ton landfill disposal charge for an unscheduled disposal.
931	Environmental Services	Permits	Permit Fee (Container on Sidewalk/R.O.W.)	\$72.00 annual fee per container or \$6.00 per month for a partial first year, plus applicable tech fees
932	Environmental Services	Disposal	Landfill Fees	\$30.00 per ton, prorated, with a minimum fee of \$16.00. \$5.00 charge for unsecured/uncovered load.
933	Environmental Services	Disposal	Landfill Fee (Brush Waste, Uncontaminated)	\$26.00 per ton, prorated, with a minimum fee of \$10.00.
934	Environmental Services	Disposal	Landfill Fees (Materials Requiring Special Handling)	\$90.00 per ton, pro-rated, for RACM Non-Friables, foam materials, sponge or sponge-like materials and other wastes requiring special handling, with a minimum fee of \$90. \$5.00 for refrigerant removal.
935	Environmental Services	Disposal	Landfill Fees (Materials Requiring Special Handling)	\$90.00 per ton, pro-rated, for dead animals with a total weight greater than 100 lbs. Small dead animals with a total weight less than 100 lbs. will be charged the standard landfill rate.
936	Environmental Services	Disposal	Billing Fee for Landfill Charge Accounts	\$25.00 per month
937	Environmental Services	Disposal	Disposal Fee (Waste Tires)	Small or Medium tires (19.5 inches or less) \$3.00, Large Tires (greater than 19.5 inches but less than 24 inches) \$10.00, tires greater than 24 inches will be charged a rate of \$200.00/ton. Rim Removal Fee - Small or Medium tires \$5.00, Rim Removal Fee - Large Tires \$15.00.
938	Environmental Services	Disposal	Disposal Fee (Mattresses)	\$20.00 per Mattress disposed of at a City Landfill or other authorized facility
939	Environmental Services	Disposal	Prohibited Waste	\$25.00 surcharge plus applicable disposal and administrative costs.
940	Environmental Services	Disposal	Transfer Fee	\$30.00 per ton, prorated, with a minimum fee of \$20.00
941	Environmental Services	Disposal	Sale of Mulch/Compost	City Departments - Free, El Paso Solid Waste Residential Customers - Free at CCS or Landfill; Commercial Customers - Free at Landfill; Commercial Customers within City limits - \$15.00 cv if delivered by ESD.
942	Environmental Services	Disposal	Sale of Safety Vest	\$10.00 each
943	Environmental Services	Disposal	RFID (Automated Scale) Tag	\$25.00 each
944	Environmental Services	Other	Container Replacement Fee	\$58.00 per container
945	Environmental Services	Other	Service Charge (delivery or removal of container)	\$25.00 per Event
946	Environmental Services	Other	Un Authorized Solid Waste Container Removal Fee	\$25.00 per Event
947	Environmental Services	Other	Missed Collection Fee	\$15.00 for pick up
948	Environmental Services	Administrative Fee	Lien Preparation Fee(Environmental Services)	\$75.00 charge for administrative costs related to the preparation of property liens
949	Environmental Services	Shopping Cart Recovery	Shopping Cart Recovery Fee	\$50.00 per Cart impounded by City
950	Environmental Services	Construction or Demolition	Manifest Fee	\$5.00 per manifest; No fee for City - funded projects
951	Environmental Services	Services	Environmental Fee (Residential)	\$5.00 per Residential Living Unit
952	Environmental Services	Services	Environmental Fee (Commercial)	\$20.00 per Commercial Establishment
953	Environmental Services	Environmental General-Facilities		
954	Environmental Services	Franchise Fee	Waste Container Franchise Fee- Per Container	\$2.00 Per Month, Per approved container
955	Environmental Services	Franchise Fee	Waste Container Franchise Fee- Quarterly	\$2,000.00/ Per Year
956	Environmental Services	Franchise Fee	Franchise Fee	\$6.00
957	Animal Services	Animal Services		
958	Animal Services	Adoption Fee - includes age-appropriate vaccinations, license, microchip and sterilization.		Each adoption from no charge to \$110.00
959	Animal Services	Livestock Permit - Keeping Horses And Cattle-Permit Required-Application-Fee-Term-Suspension Or Revocation	Permit Yearly Renewal	\$60.00 plus applicable tech fee

FY 2025 Schedule C
Departmental Fee List

Line No.	Department	Fee Description	Detail	FY 2025 Adopted Fees
960	Animal Services	Livestock Permit - Keeping Horses And Cattle-Permit Required-Application-Fee-Term-Suspension Or Revocation	Re-Inspection and/or Amending Permit	\$45.00 plus applicable tech fee
961	Animal Services	Fowl and Rabbits (6 or more)-Restrictions-Permit Requirements	Permit Yearly Renewal	\$60.00 plus applicable tech fee
962	Animal Services	Fowl and Rabbits (6 or more)-Restrictions-Permit Requirements	Re-Inspection and/or Amending Permit	\$45.00 plus applicable tech fee
963	Animal Services	Microchip Fees	Initial Issuance	from no charge to \$15.00
964	Animal Services	Shelter Services	Animal Rabies Vaccination	from no charge to \$9.00
965	Animal Services	Parasite Treatment and/or Control	Parasite Treatment and/or Control	\$10.00
966	Animal Services	Disposal of Dead Animals	Disposal of owned dead animals brought to shelter, less than 100 lbs.	\$16.00
967	Animal Services	Euthanasia of Animals	Euthanasia of animals brought to the shelter, less than 100 lbs.	\$25.00
968	Animal Services	Boarding and Kennel Permit	Boarding kennel permit	\$110.00 plus applicable tech fee
969	Animal Services	Pick up or Delivery of Animals to Owners	Pick up/delivery of live, owned animals for quarantine or return-to-owner purposes	from no charge to \$45.00
970	Animal Services	Buying And Selling	Shows And Exhibition	\$110.00 plus applicable tech fee
971	Animal Services	Buying And Selling	Grooming	\$110.00 plus applicable tech fee
972	Animal Services	Buying And Selling	Kennel	\$110.00 plus applicable tech fee
973	Animal Services	Buying And Selling	Animal Establishment	\$200.00 plus applicable tech fee
974	Animal Services	Registration	Application Initial Issuance or Renewal	\$12.50
975	Animal Services	Registration	Replacement Registration and/or Tag	\$5.00 - Altered Pets \$15.00 - Intact pets
976	Animal Services	Registration	Registration Transfer	\$12.50
977	Animal Services	Fees-Impoundment	Class A: Dog, Cat, Exotic, Ferret not requiring capture by division personnel, Each	from no charge to \$60.00 plus applicable tech fee
978	Animal Services	Fees-Impoundment	Class B: Goats, Sheep, Lambs, Pigs, Sows, Shoats, Calves, Foals And Animals Of The Same Approximate Size And Weight, Each Animal	from no charge to \$60.00 plus applicable tech fee
979	Animal Services	Fees-Impoundment	Class C: Horses, Ponies, Mules And Animals Of Same Size And Weight, Each Animal	from no charge to \$85.00 plus applicable tech fee
980	Animal Services	Fees-Impoundment	CLASS D: Exotic Animals: Requiring Capture by Division Personnel	from no charge to \$85.00 plus applicable tech fee
981	Animal Services	Fees-Impoundment	Class D: Exotic Animals, Already Contained	from no charge to \$55.00
982	Animal Services	Handling Fee	Daily Fee Class A	from no charge to \$18.00
983	Animal Services	Handling Fee	Daily Fee Class B	from no charge to \$23.00
984	Animal Services	Handling Fee	Daily Fee Class C	from no charge to \$23.00
985	Animal Services	Handling Fee	Daily Fee Class D	from no charge to \$23.00
986	Animal Services	Shelter Services	Animal Trap Replacement Fee - Small	\$60.00
987	Animal Services	Shelter Services	Animal Trap Replacement Fee - Large	\$110.00
988	Animal Services	Shelter Services	Impound Fee Dog or Cat-Repeat Offender within one (1) year	from no charge to \$25.00 per event
989	Animal Services	Animal Litter Permit	Per litter	\$50.00 plus applicable tech fee
990	Animal Services	Breeding	Breeder's Permit	\$100.00 plus applicable tech fee
991	Animal Services	Shelter Services	Vet Assessment for Quarantine and/or Criminal Case	from no charge to \$50.00 per animal per assessment
992	Animal Services	Shelter Services	Animal Transportation Fee	Fee for packaging and transporting to lab for testing: \$100
993	Animal Services	Shelter Services	Animal Storage Fee for Remains	Fee to store animal properly prior to cremation, or to hold for burial pending results of the rabies exam: \$25.00
994	Animal Services	Shelter Services	Animal Vaccinations and Tests	DHLPP (dog) from no charge to \$9.00
995	Animal Services	Shelter Services	Animal Vaccinations and Tests	FVRCP (cat) from no charge to \$9.00
996	Animal Services	Shelter Services	Animal Vaccinations and Tests	Bordetella (dog) from no charge to \$10.00
997	Animal Services	Shelter Services	Animal Vaccinations and Tests	FELV (cat) from no charge \$15.00
998	Animal Services	Shelter Services	Animal Vaccinations and Tests	Ringworm test (cat) from no charge to \$25.00
999	Animal Services	Shelter Services	Animal Vaccinations and Tests	Heartworm test (dog) from no charge to \$25.00
1000	Animal Services	Shelter Services	Animal Vaccinations and Tests	Parvo test (dog) from no charge to \$25.00
1001	Animal Services	Fees-Impoundment	Impoundment of animals in unincorporated areas of County	\$55.00
1002	Animal Services	Shelter Services	Pet Aids (leash, cat carrier, other)	from no charge to \$5.00
1003	Animal Services	Shelter Services	Spay/Neuter Fees - Cats/Dogs	Cat Neuter \$0-\$30.00, Cat Spay \$0-\$50.00, Dog Neuter (under 40 pounds) \$0-\$65.00, Dog Neuter (40 - 70 pounds) \$0-\$85.00, Dog Spay (under 40 pounds) \$0-\$85.00, Dog Spay (40 - 70 pounds) \$0-\$100.00
1004	Animal Services	EP County Spay/Neuter Voucher Program	Spay/Neuter Fees - Cats/Dogs	Cat Spay/Neuter \$0 - \$35.00, Dog Spay/Neuter \$0 - \$60.00 Per Legal, this is in the County's Agreements

FY 2025 Schedule C
Departmental Fee List

Line No.	Department	Fee Description	Detail	FY 2025 Adopted Fees
1005	Animal Services	Registration	Dangerous Dog Registration	\$50.00
1006	Animal Services	Municipal Contract Fees - Impoundment	Class A: Dog, Cat, Exotic, Ferret not requiring capture by division personnel, Each	\$110.00
1007	Animal Services	Municipal Contract Fees - Impoundment	Class B: Goats, Sheep, Lambs, Pigs, Sows, Shoats, Calves, Foals And Animals Of The Same Approximate Size And Weight, Each Animal	\$60.00
1008	Animal Services	Municipal Contract Fees - Impoundment	Class C: Horses, Ponies, Mules And Animals Of Same Size And Weight, Each Animal	\$85.00
1009	Animal Services	Municipal Contract Fees - Impoundment	Class D: Exotic Animals: Requiring Capture by Division Personnel	\$85.00
1010	Animal Services	Municipal Contract Fees - Handling	Daily Fee Class A	\$27.00
1011	Animal Services	Municipal Contract Fees - Handling	Daily Fee Class B	\$33.00
1012	Animal Services	Municipal Contract Fees - Handling	Daily Fee Class C	\$23.00 per day
1013	Animal Services	Municipal Contract Fees - Handling	Daily Fee Class D	\$33.00
1014	Animal Services	Municipal Contract Fees - Quarantine		\$27.00
1015	Animal Services	Grooming re-inspection fee		\$50.00
1016	Animal Services	Grooming Shop Application fee-\$110		\$110.00
1017	Animal Services	Groomer License fee-\$25		\$25.00
1018	Animal Services	Groomer License replacement fee-\$5	Replacement Fee	\$5.00
1019	Animal Services	Pet CPR Certification		\$0 - \$50
1020	Animal Services	Youth Camps, Classes and Workshops		\$0-30 per person, per day
1021	Animal Services	Adult Classes and Workshops		\$0-50 per person, per day
1022	Parks and Recreation	Recreation Centers	(+) Indicates Per Person 1/2 hour increment @ 1/2 hourly rate Rates are per hour unless indicated Two hour minimum rental for facility use that is non-contiguous to public hour of operation.	Single fee listings are the General Admission or Flat Rate; Multiple fee listings are noted in the following order: Standard Rate; Non-Profit Rate; Commercial Rate; Non-Resident Rate
1023	Parks and Recreation	Valle Bajo Recreation Center		
1024	Parks and Recreation	Gym Full Court (per hour)		\$45.00 / \$36.00 / \$180.00 / \$56.00
1025	Parks and Recreation	Gym Half Court (per hour)		\$23.00 / \$18.00 / \$92.00 / \$29.00
1026	Parks and Recreation	Gym Full Court (per hour)-Prime Time		\$55.00 / \$44.00 / \$220.00 / \$69.00
1027	Parks and Recreation	Gym Half Court (per hour)-Prime Time		\$28.00 / \$22.00 / \$112.00 / \$35.00
1028	Parks and Recreation	Weight Room (per month) (+)		\$10.00/\$15.00
1029	Parks and Recreation	Weight Room (per day) (+)		\$4.00/\$5.00
1030	Parks and Recreation	Kitchen (per event)		\$30.00/\$38.00
1031	Parks and Recreation	Multipurpose Room 1		\$56.00 /\$45.00 / \$226.00 / \$70.00
1032	Parks and Recreation	Multipurpose Room 2		\$50.00/ \$40.00 / \$200.00 / \$63.00
1033	Parks and Recreation	Armijo Recreation Center		
1034	Parks and Recreation	Gym Full Court (per hour)		\$35.00 / \$28.00 / \$140.00 / \$44.00
1035	Parks and Recreation	Gym Half Court (per hour)		\$18.00 / \$14.00 / \$72.00 / \$22.00
1036	Parks and Recreation	Gym Full Court (per hour)-Prime Time		\$45.00 / \$36.00 / \$180.00 / \$56.00
1037	Parks and Recreation	Gym Half Court (per hour)-Prime Time		\$23.00 / \$18.00 / \$92.00 / \$29.00
1038	Parks and Recreation	Lower Multipurpose Room 1 (open area)		\$80.00 / \$64.00 / \$320.00 / \$100.00
1039	Parks and Recreation	Classroom 1		\$36.00 / \$29.00 / \$144.00 / \$45.00
1040	Parks and Recreation	Classroom 2		\$43.00 / \$35.00 / \$172.00 / \$54.00
1041	Parks and Recreation	Boxing Room (per month) (+) Adult/Youth		\$15.00/\$19.00 \$10.00/\$13.00
1042	Parks and Recreation	Boxing Room (per day) (+) Adult/Youth		\$2.00/\$3.00 \$1.00/\$1.00
1043	Parks and Recreation	Boxing Room		\$36.00 / \$29.00 /\$144.00 / \$45.00
1044	Parks and Recreation	Weight Room (per month) (+)		\$10.00/\$15.00
1045	Parks and Recreation	Weight Room (per day) (+)		\$4.00/\$5.00
1046	Parks and Recreation	Kitchen (per event)		\$30.00/\$38.00
1047	Parks and Recreation	Officer David Ortiz		
1048	Parks and Recreation	Gym Full Court (per hour)		\$35.00 / \$28.00 / \$140.00 / \$44.00
1049	Parks and Recreation	Gym Half Court (per hour)		\$18.00 / \$14.00 / \$72.00 / \$22.00
1050	Parks and Recreation	Gym Full Court (per hour)-Prime Time		\$45.00 / \$36.00 / \$180.00 / \$56.00
1051	Parks and Recreation	Gym Half Court (per hour)-Prime Time		\$23.00 / \$18.00 / \$92.00 / \$29.00
1052	Parks and Recreation	Classroom 1		\$11.00 / \$9.00 / \$44.00 / \$14.00
1053	Parks and Recreation	Classroom 2		\$21.00 / \$17.00 / \$84.00 / \$26.00
1054	Parks and Recreation	Classroom A		\$20.00 / \$16.00 / \$80.00 / \$25.00
1055	Parks and Recreation	Multipurpose Room		\$56.00 / \$45.00 / \$224.00 / \$70.00
1056	Parks and Recreation	Boxing Room (per month) (+) Adult/Youth		\$15.00/\$19.00 \$10.00/\$13.00
1057	Parks and Recreation	Boxing Room (per day) (+) Adult/Youth		\$2.00/\$3.00 \$1.00/\$1.00
1058	Parks and Recreation	Boxing Room		\$83.00 / \$66.00 / \$332.00 / \$104.00
1059	Parks and Recreation	Weight Room (per month) (+)		\$10.00/\$15.00
1060	Parks and Recreation	Weight Room (per day) (+)		\$3.00/\$4.00
1061	Parks and Recreation	Kitchen (per event)		\$30.00/\$38.00
1062	Parks and Recreation	Chamizal Recreation Center		
1063	Parks and Recreation	Gym Full Court (per hour)		\$45.00 / \$36.00 / \$180.00 / \$56.00
1064	Parks and Recreation	Gym Half Court (per hour)		\$23.00 / \$18.00 / \$92.00 / \$29.00
1065	Parks and Recreation	Gym Full Court (per hour)-Prime Time		\$55.00 / \$44.00 / \$220.00 / \$69.00
1066	Parks and Recreation	Gym Half Court (per hour)-Prime Time		\$28.00 / \$22.00 / \$112.00 / \$35.00

FY 2025 Schedule C
Departmental Fee List

Line No.	Department	Fee Description	Detail	FY 2025 Adopted Fees
1067	Parks and Recreation	Weight Room (per month) (+)		\$10.00/\$15.00
1068	Parks and Recreation	Weight Room (per day) (+)		\$4.00/\$5.00
1069	Parks and Recreation	Kitchen (per event)		\$30.00/\$38.00
1070	Parks and Recreation	Multipurpose Room 1		\$71.00 / \$56.00 / \$282.00 / \$88.00
1071	Parks and Recreation	Multipurpose Room 2		\$81.00 / \$64.00 / \$322.00 / \$ 101.00
1072	Parks and Recreation	Outside Rentable Space		\$65.00 / \$52.00 / \$260.00 / \$81.00
1073	Parks and Recreation	Chihuahuita Neighborhood Center		
1074	Parks and Recreation	Multipurpose Room		\$35.00 / \$28.00 / \$140.00 / \$44.00
1075	Parks and Recreation	Weight Room (per month) (+)		\$6.00/\$8.00
1076	Parks and Recreation	Weight Room (per month) (+)		\$3.00/\$4.00
1077	Parks and Recreation	Kitchen (per event)		\$30.00/\$38.00
1078	Parks and Recreation	Don Haskins Recreation Center		
1079	Parks and Recreation	Gym Full Court (per hour)		\$45.00 / \$36.00 / \$180.00 / \$56.00
1080	Parks and Recreation	Gym Half Court (per hour)		\$23.00 / \$18.00 / \$92.00 / \$29.00
1081	Parks and Recreation	Gym Full Court (per hour)-Prime Time		\$55.00 / \$44.00 / \$220.00 / \$69.00
1082	Parks and Recreation	Gym Half Court (per hour)-Prime Time		\$28.00 / \$22.00 / \$112.00 / \$35.00
1083	Parks and Recreation	Auxiliary Gym (per hour)		\$25.00 / \$20.00 / \$100.00 / \$31.00
1084	Parks and Recreation	Auxiliary Gym Half Court (per hour)		\$13.00 / \$10.00 / \$52.00 / \$16.00
1085	Parks and Recreation	Auxiliary Gym (per hour)-Prime Time		\$35.00 / \$28.00 / \$140.00 / \$44.00
1086	Parks and Recreation	Auxiliary Gym Half Court (per hour)-Prime Time		\$17.00 / \$14.00 / \$68.00 / \$21.00
1087	Parks and Recreation	Classroom 1		\$12.00 / \$10.00 / \$48.00 / \$15.00
1088	Parks and Recreation	Weight Room (per month) (+)		\$10.00/\$15.00
1089	Parks and Recreation	Weight Room (per day) (+)		\$4.00/\$5.00
1090	Parks and Recreation	Kitchen (per event)		\$30.00/\$38.00
1091	Parks and Recreation	Eastside Regional Recreation Center - The Beast		
1092	Parks and Recreation	Gym Full Court (per hour)		\$45.00 / \$36.00 / \$180.00 / \$56.00
1093	Parks and Recreation	Gym Half Court (per hour)		\$23.00 / \$18.00 / \$92.00 / \$29.00
1094	Parks and Recreation	Gym Full Court (per hour)-Prime Time		\$55.00 / \$44.00 / \$220.00 / \$69.00
1095	Parks and Recreation	Gym Half Court (per hour)-Prime Time		\$28.00 / \$22.00 / \$112.00 / \$35.00
1096	Parks and Recreation	Weight Room (per month) (+)		\$10.00/\$15.00
1097	Parks and Recreation	Weight Room (per day) (+)		\$4.00/\$5.00
1098	Parks and Recreation	Kitchen (per event)		\$30.00/\$38.00
1099	Parks and Recreation	Multipurpose Room		\$86.00 / \$69.00 / \$343.00 / \$107.00
1100	Parks and Recreation	Activity Room		\$58.00 / \$46.00 / \$231.00 / \$72.00
1101	Parks and Recreation	Outside Rentable Space		\$132.00 / \$ 105.00 / \$526.00 / \$164.00
1102	Parks and Recreation	Galatzan Recreation Center		
1103	Parks and Recreation	Gym Full Court (per hour)		\$35.00 / \$28.00 / \$140.00 / \$44.00
1104	Parks and Recreation	Gym Half Court (per hour)		\$18.00 / \$14.00 / \$72.00 / \$22.00
1105	Parks and Recreation	Gym Full Court (per hour)-Prime Time		\$45.00 / \$36.00 / \$180.00 / \$56.00
1106	Parks and Recreation	Gym Half Court (per hour)-Prime Time		\$23.00 / \$18.00 / \$92.00 / \$29.00
1107	Parks and Recreation	Auxiliary Gym (per hour)		\$15.00 / \$12.00 / \$60.00 / \$19.00
1108	Parks and Recreation	Auxiliary Gym Half Court (per hour)		\$7.00 / \$6.00 / \$28.00 / \$9.00
1109	Parks and Recreation	Auxiliary Gym (per hour)-Prime Time		\$25.00 / \$20.00 / \$100.00 / \$31.00
1110	Parks and Recreation	Auxiliary Gym Half Court (per hour)-Prime Time		\$13.00 / \$10.00 / \$52.00 / \$16.00
1111	Parks and Recreation	Dance Studio		\$20.00 / \$16.00 / \$80.00 / \$25.00
1112	Parks and Recreation	Weight Room (per month) (+)		\$10.00/\$15.00
1113	Parks and Recreation	Weight Room (per day) (+)		\$4.00/\$5.00
1114	Parks and Recreation	Gary del Palacio Recreation Center		
1115	Parks and Recreation	Gym Full Court (per hour)		\$45.00 / \$36.00 / \$180.00 / \$56.00
1116	Parks and Recreation	Gym Half Court (per hour)		\$23.00 / \$18.00 / \$92.00 / \$29.00
1117	Parks and Recreation	Gym Full Court (per hour)-Prime Time		\$55.00 / \$44.00 / \$220.00 / \$69.00
1118	Parks and Recreation	Gym Half Court (per hour)-Prime Time		\$28.00 / \$22.00 / \$112.00 / \$35.00
1119	Parks and Recreation	Auxiliary Gym (per hour)		\$25.00 / \$20.00 / \$100.00 / \$31.00
1120	Parks and Recreation	Auxiliary Gym Half Court (per hour)		\$13.00 / \$10.00 / \$52.00 / \$16.00
1121	Parks and Recreation	Auxiliary Gym (per hour)-Prime Time		\$35.00 / \$28.00 / \$140.00 / \$44.00
1122	Parks and Recreation	Auxiliary Gym Half Court (per hour)-Prime Time		\$17.00 / \$14.00 / \$68.00 / \$21.00
1123	Parks and Recreation	Multipurpose Room		\$44.00 / \$35.00 / \$176.00 / \$55.00
1124	Parks and Recreation	Dance Studio		\$26.00 / \$21.00 / \$104.00 / \$32.00
1125	Parks and Recreation	Racquetball Court (per month)(+) Adult/Youth		\$15.00/\$19.00 \$10.00/\$13.00
1126	Parks and Recreation	Racquetball Court (per hour)(+) Adult/Youth		\$2.00/\$3.00 \$1.00/\$1.00
1127	Parks and Recreation	Weight Room (per month) (+)		\$10.00/\$15.00
1128	Parks and Recreation	Weight Room (per day) (+)		\$4.00/\$5.00
1129	Parks and Recreation	Kitchen (per event)		\$30.00/\$38.00
1130	Parks and Recreation	Leona Ford Washington Recreation Center		
1131	Parks and Recreation	Gym Full Court (per hour)		\$15.00 / \$12.00 / \$60.00 / \$19.00
1132	Parks and Recreation	Gym Half Court (per hour)		\$7.00 / \$6.00 / \$28.00 / \$9.00

FY 2025 Schedule C
Departmental Fee List

Line No.	Department	Fee Description	Detail	FY 2025 Adopted Fees
1133	Parks and Recreation	Gym Full Court (per hour)-Prime Time		\$25.00 / \$20.00 / \$100.00 / \$31.00
1134	Parks and Recreation	Gym Half Court (per hour)-Prime Time		\$13.00 / \$10.00 / \$52.00 / \$16.00
1135	Parks and Recreation	Multipurpose Room-Hall		\$59.00 / \$47.00 / \$236.00 / \$74.00
1136	Parks and Recreation	Weight Room (per month) (+)		\$10.00/\$15.00
1137	Parks and Recreation	Weight Room (per day) (+)		\$3.00/\$4.00
1138	Parks and Recreation	Kitchen (per event)		\$30.00/\$38.00
1139	Parks and Recreation	Sylvia Carreon Recreation Center		
1140	Parks and Recreation	Gym Full Court (per hour)		\$45.00 / \$36.00 / \$180.00 / \$56.00
1141	Parks and Recreation	Gym Half Court (per hour)		\$23.00 / \$18.00 / \$92.00 / \$29.00
1142	Parks and Recreation	Gym Full Court (per hour)-Prime Time		\$55.00 / \$44.00 / \$220.00 / \$69.00
1143	Parks and Recreation	Gym Half Court (per hour)-Prime Time		\$28.00 / \$22.00 / \$112.00 / \$35.00
1144	Parks and Recreation	Weight Room (per month) (+)		\$10.00/\$15.00
1145	Parks and Recreation	Weight Room (per day) (+)		\$4.00/\$5.00
1146	Parks and Recreation	Kitchen (per event)		\$30.00/\$38.00
1147	Parks and Recreation	Multipurpose Room		\$53.00 / \$43.00 / \$214.00 \$67.00
1148	Parks and Recreation	Activity Room		\$ 40.00 / \$32.00 / \$ 160.00 / \$50.00
1149	Parks and Recreation	Balcony Party Area		\$46.00 / \$37.00 / \$185.00 / \$58.00
1150	Parks and Recreation	Marty Robbins Recreation Center		
1151	Parks and Recreation	Gym Full Court (per hour)		\$45.00 / \$36.00 / \$180.00 / \$56.00
1152	Parks and Recreation	Gym Half Court (per hour)		\$23.00 / \$18.00 / \$92.00 / \$29.00
1153	Parks and Recreation	Gym Full Court (per hour)-Prime Time		\$55.00 / \$44.00 / \$220.00 / \$69.00
1154	Parks and Recreation	Gym Half Court (per hour)-Prime Time		\$28.00 / \$22.00 / \$112.00 / \$35.00
1155	Parks and Recreation	Multi Purpose Room		\$44.00 / \$35.00 / \$176.00 / \$55.00
1156	Parks and Recreation	Dance Studio		\$26.00 / \$21.00 / \$104.00 / \$32.00
1157	Parks and Recreation	Weight Room (per month) (+)		\$10.00/\$15.00
1158	Parks and Recreation	Weight Room (per day) (+)		\$4.00/\$5.00
1159	Parks and Recreation	Kitchen (per event)		\$30.00/\$38.00
1160	Parks and Recreation	Multipurpose Recreation Center		
1161	Parks and Recreation	Gym Full Court (per hour)		\$45.00 / \$36.00 / \$180.00 / \$56.00
1162	Parks and Recreation	Gym Half Court (per hour)		\$23.00 / \$18.00 / \$92.00 / \$29.00
1163	Parks and Recreation	Gym Full Court (per hour)-Prime Time		\$55.00 / \$44.00 / \$220.00 / \$69.00
1164	Parks and Recreation	Gym Half Court (per hour)-Prime Time		\$28.00 / \$22.00 / \$112.00 / \$35.00
1165	Parks and Recreation	Multipurpose Room	Old Weight room	\$35.00 / \$28.00 / \$140.00 / \$44.00
1166	Parks and Recreation	Ballroom		\$138.00 / \$110.00 / \$552.00 / \$172.00
1167	Parks and Recreation	Dance Studio		\$27.00 / \$22.00 / \$108.00 / \$34.00
1168	Parks and Recreation	Patio	Available for rental in conjunction with room rental - Flat Rate	\$60.00 / \$48.00 / \$240.00 / \$75.00
1169	Parks and Recreation	Weight Room (per month) (+)		\$10.00/\$15.00
1170	Parks and Recreation	Weight Room (per day) (+)		\$3.00/\$4.00
1171	Parks and Recreation	Kitchen (per event)		\$30.00/\$38.00
1172	Parks and Recreation	Nolan Richardson Recreation Center		
1173	Parks and Recreation	Gym Full Court (per hour)		\$35.00 / \$28.00 / \$140.00 / \$44.00
1174	Parks and Recreation	Gym Half Court (per hour)		\$18.00 / \$14.00 / \$72.00 / \$22.00
1175	Parks and Recreation	Gym Full Court (per hour)-Prime Time		\$45.00 / \$36.00 / \$180.00 / \$56.00
1176	Parks and Recreation	Gym Half Court (per hour)-Prime Time		\$23.00 / \$18.00 / \$92.00 / \$29.00
1177	Parks and Recreation	Multipurpose Room		\$42.00 / \$34.00 / \$168.00 / \$52.00
1178	Parks and Recreation	Classroom A	Base on 730 Sq. Ft.	\$22.00 / \$18.00 / \$88.00 / \$27.00
1179	Parks and Recreation	Patio	Available for rental in conjunction with room rental - Flat Rate	\$60.00 / \$48.00 / \$240.00 / \$75.00
1180	Parks and Recreation	Weight Room (per month) (+)		\$10.00/\$15.00
1181	Parks and Recreation	Weight Room (per day) (+)		\$3.00/\$4.00
1182	Parks and Recreation	Kitchen (per event)		\$30.00/\$38.00
1183	Parks and Recreation	Pat O'Rourke Recreation Center		
1184	Parks and Recreation	Gym Full Court (per hour)		\$35.00 / \$28.00 / \$140.00 / \$44.00
1185	Parks and Recreation	Gym Half Court (pre hour)		\$18.00 / \$14.00 / \$72.00 / \$22.00
1186	Parks and Recreation	Gym Full Court (per day) prime time		\$45.00 / \$36.00 / \$180.00 / \$56.00
1187	Parks and Recreation	Gym Half Court (per day) prime time		\$23.00 / \$18.00 / \$92.00 / \$29.00
1188	Parks and Recreation	Multi Purpose Room 1		\$58.00 / \$46.00 / \$232.00 / \$72.00
1189	Parks and Recreation	Multi Purpose Room 2A		\$23.00 / \$18.00 / \$92.00 / \$29.00
1190	Parks and Recreation	Multi Purpose Room 2B		\$22.00 / \$18.00 / \$88.00 / \$27.00
1191	Parks and Recreation	Multi Purpose Room 2C		\$22.00 / \$18.00 / \$88.00 / \$27.00
1192	Parks and Recreation	Multi Purpose Room 2A and 2B		\$45.00 / \$36.00 / \$180.00 / \$56.00
1193	Parks and Recreation	Multi Purpose Room 2B and 2C		\$43.00 / \$34.00 / \$172.00 / \$54.00
1194	Parks and Recreation	Multi Purpose Room 2A, 2B, 2C		\$67.00 / \$54.00 / \$268.00 / \$84.00
1195	Parks and Recreation	Conference Room		\$30.00 / \$24.00 / \$120.00 / \$37.00
1196	Parks and Recreation	Dance Studio		\$71.00 / \$57.00 / \$284.00 / \$89.00
1197	Parks and Recreation	Courtyard	Available for rental in conjunction with room rental - Flat Rate	\$34.00 / \$27.00 / \$136.00 / \$42.00
1198	Parks and Recreation	Weight Room (per month) (+)		\$10.00/\$15.00
1199	Parks and Recreation	Weight Room (per day) (+)		\$4.00/\$5.00
1200	Parks and Recreation	Pavo Real Recreation Center		
1201	Parks and Recreation	Gym Full Court (per hour)		\$35.00 / \$28.00 / \$140.00 / \$44.00
1202	Parks and Recreation	Gym Half Court (per hour)		\$18.00 / \$14.00 / \$72.00 / \$22.00
1203	Parks and Recreation	Gym Full Court (per hour)-Prime Time		\$45.00 / \$36.00 / \$180.00 / \$56.00
1204	Parks and Recreation	Gym Half Court (per hour)-Prime Time		\$23.00 / \$18.00 / \$92.00 / \$29.00

FY 2025 Schedule C
Departmental Fee List

Line No.	Department	Fee Description	Detail	FY 2025 Adopted Fees
1205	Parks and Recreation	Auxiliary Gym (per hour)		\$15.00 / \$12.00 / \$60.00 / \$19.00
1206	Parks and Recreation	Auxiliary Gym Half Court (per hour)		\$7.00 / \$6.00 / \$28.00 / \$9.00
1207	Parks and Recreation	Auxiliary Gym (per hour)-Prime Time		\$25.00 / \$20.00 / \$100.00 / \$31.00
1208	Parks and Recreation	Auxiliary Gym Half Court (per hour)-Prime Time		\$13.00 / \$10.00 / \$52.00 / \$16.00
1209	Parks and Recreation	Classroom 1		\$12.00 / \$10.00 / \$48.00 / \$15.00
1210	Parks and Recreation	Classroom 2		\$24.00 / \$19.00 / \$96.00 / \$30.00
1211	Parks and Recreation	Classroom 3		\$21.00 / \$17.00 / \$84.00 / \$26.00
1212	Parks and Recreation	Dance Studio		\$69.00 / \$55.00 / \$276.00 / \$86.00
1213	Parks and Recreation	Patio	Available for rental in conjunction with room rental - Flat Rate	\$60.00 / \$48.00 / \$240.00 / \$75.00
1214	Parks and Recreation	Boxing Room (per month) (+) Adult/Youth		\$15.00/\$19.00 \$10.00/\$13.00
1215	Parks and Recreation	Boxing Room (per day) (+) Adult/Youth		\$2.00/\$3.00 \$1.00/\$1.00
1216	Parks and Recreation	Boxing Room		\$83.00 / \$66.00 / \$332.00 / \$104.00
1217	Parks and Recreation	Racquetball Court (per month)(+) Adult/Youth		\$15.00/\$19.00 \$19.00/ \$13.00
1218	Parks and Recreation	Racquetball Court (per hour)(+) Adult/Youth		\$2.00/\$3.00 \$1.00/\$1.00
1219	Parks and Recreation	Weight Room (per month) (+)		\$10.00/\$15.00
1220	Parks and Recreation	Weight Room (per hour) (+)		\$4.00/\$5.00
1221	Parks and Recreation	Kitchen (per event)		\$30.00/\$38.00
1222	Parks and Recreation	Rae Gilmore Recreation Center		
1223	Parks and Recreation	Multipurpose Room		\$58.00 / \$46.00 / \$232.00 / \$72.00
1224	Parks and Recreation	Classroom 1		\$10.00 / \$8.00 / \$40.00 / \$12.00
1225	Parks and Recreation	Classroom 2		\$10.00 / \$8.00 / \$40.00 / \$12.00
1226	Parks and Recreation	Patio	Available for rental in conjunction with room rental - Flat Rate	\$60.00 / \$48.00 / \$240.00 / \$75.00
1227	Parks and Recreation	Weight Room (per month) (+)		\$6.00/\$8.00
1228	Parks and Recreation	Weight Room (per hour) (+)		\$3.00/\$4.00
1229	Parks and Recreation	Kitchen (per event)		\$30.00/\$38.00
1230	Parks and Recreation	San Juan Recreation Center		
1231	Parks and Recreation	Gym Full Court (per hour)		\$35.00 / \$28.00 / \$140.00 / \$44.00
1232	Parks and Recreation	Gym Half Court (per hour)		\$18.00 / \$14.00 / \$72.00 / \$22.00
1233	Parks and Recreation	Gym Full Court (per hour)-Prime Time		\$45.00 / \$36.00 / \$180.00 / \$56.00
1234	Parks and Recreation	Gym Half Court (per hour)-Prime Time		\$23.00 / \$18.00 / \$92.00 / \$29.00
1235	Parks and Recreation	Multipurpose Room		\$27.00 / \$22.00 / \$108.00 / \$34.00
1236	Parks and Recreation	Classroom 1		\$12.00 / \$10.00 / \$48.00 / \$15.00
1237	Parks and Recreation	Weight Room (per month) (+)		\$10.00/\$15.00
1238	Parks and Recreation	Weight Room (per day) (+)		\$3.00/\$4.00
1239	Parks and Recreation	Boxing Room (per month) (+) Adult/Youth		\$15.00/\$19.00 \$10.00/\$13.00
1240	Parks and Recreation	Boxing Room (per day) (+) Adult/Youth		\$2.00/\$3.00 \$1.00/\$1.00
1241	Parks and Recreation	Boxing Room		\$35.00 / \$28.00 / \$140.00 / \$44.00
1242	Parks and Recreation	Kitchen (per event)		\$30.00/\$38.00
1243	Parks and Recreation	Seville Recreation Center		
1244	Parks and Recreation	Gym Full Court (per hour)		\$15.00 / \$12.00 / \$60.00 / \$19.00
1245	Parks and Recreation	Gym Half Court (per hour)		\$7.00 / \$6.00 / \$28.00 / \$9.00
1246	Parks and Recreation	Gym Full Court (per hour)-Prime Time		\$25.00 / \$20.00 / \$100.00 / \$31.00
1247	Parks and Recreation	Gym Half Court (per hour)-Prime Time		\$13.00 / \$10.00 / \$52.00 / \$16.00
1248	Parks and Recreation	Multipurpose Room		\$12.00 / \$10.00 / \$48.00 / \$15.00
1249	Parks and Recreation	Weight Room (per month) (+)		\$6.00/\$8.00
1250	Parks and Recreation	Weight Room (per day) (+)		\$3.00/\$4.00
1251	Parks and Recreation	Kitchen (per event)		\$30.00/\$38.00
1252	Parks and Recreation	Veterans Recreation Center		
1253	Parks and Recreation	Gym Full Court (per hour)		\$35.00 / \$28.00 / \$140.00 / \$44.00
1254	Parks and Recreation	Gym Half Court (per hour)		\$18.00 / \$14.00 / \$72.00 / \$22.00
1255	Parks and Recreation	Gym Full Court (per hour)-Prime Time		\$45.00 / \$36.00 / \$180.00 / \$56.00
1256	Parks and Recreation	Gym Half Court (per hour)-Prime Time		\$23.00 / \$18.00 / \$92.00 / \$29.00
1257	Parks and Recreation	Auxiliary Gym (per hour)		\$15.00 / \$12.00 / \$60.00 / \$19.00
1258	Parks and Recreation	Auxiliary Gym Half Court (per hour)		\$7.00 / \$6.00 / \$28.00 / \$9.00
1259	Parks and Recreation	Auxiliary Gym (per hour)-Prime Time		\$25.00 / \$20.00 / \$100.00 / \$31.00
1260	Parks and Recreation	Auxiliary Gym half court (per hour)-Prime Time		\$13.00 / \$10.00 / \$52.00 / \$16.00
1261	Parks and Recreation	Classroom 5		\$18.00 / \$14.00 / \$72.00 / \$22.00
1262	Parks and Recreation	Weight Room (per month) (+)		\$10.00/\$15.00
1263	Parks and Recreation	Weight Room (per day) (+)		\$4.00/\$5.00
1264	Parks and Recreation	Memorial Outdoor Resource Center		
1265	Parks and Recreation	Multipurpose Room		\$43.00 / \$34.00 / \$172.00 / \$54.00
1266	Parks and Recreation	Kitchen (per event)		\$30.00/\$38.00
1267	Parks and Recreation	Leisure Interest Class or Workshop		Direct Costs - (staff, supplies, contracts, equipment) plus 25% factor to recover leisure interest coordinator divided by number of expected participants /plus \$7.00 nonrefundable administrative fee, equals cost of class/workshop. Plus 25% increase for nonresidential premium

FY 2025 Schedule C
Departmental Fee List

Line No.	Department	Fee Description	Detail	FY 2025 Adopted Fees
1268	Parks and Recreation	Outdoor Recreation Activity or Program		Direct Costs - (staff, supplies, contracts, equipment) plus a 50% factor to recover program coordinator divided by number of expected participants plus \$7.00 nonrefundable administrative fee, equals cost of activity/program. Plus 25% increase for nonresidential premium
1269	Parks and Recreation	Trips/Excursions (Off Site)		Direct Costs - (staff, supplies, contracts, entry fees, vehicles, equipment) plus 50% factor to recover program coordinator divided by number of expected participants plus \$7.00 nonrefundable administrative fee, equals cost of activity/program. Plus 25% increase for nonresidential premium
1270	Parks and Recreation	Dances/Entertainment (On Site)		Direct Costs - (staff, supplies, contracts, equipment) plus 50% factor to recover program coordinator divided by number of expected participants equals cost of activity/program. Plus 25% increase for nonresidential premium
1271	Parks and Recreation	Senior Centers	(+) Indicates Per Person 1/2 hour increment @ 1/2 hourly rate Rates are per hour unless indicated Two hour minimum rental for facility use that is non-contiguous to public hour of operation.	Single fee listings are the General Admission or Flat Rate; Multiple fee listings are noted in the following order: Standard Rate; Non-Profit Rate; Commercial Rate; Non-Resident Rate
1272	Parks and Recreation	Eastside Senior Center		
1273	Parks and Recreation	Multipurpose Room		\$79.00 / \$64.00 / \$317.00 / \$98.00
1274	Parks and Recreation	Multipurpose Room #2		\$47.00 / \$37.00 / \$187.00 / \$59.00
1275	Parks and Recreation	Classroom 2		\$20.00 / \$17.00 / \$82.00 / \$25.00
1276	Parks and Recreation	Arts and Crafts Room		\$18.00 / \$14.00 / \$72.00 / \$23.00
1277	Parks and Recreation	Patio	Available for rental in conjunction with room rental - Flat Rate	\$60.00 / \$48.00 / \$240.00 / \$76.00
1278	Parks and Recreation	Billiard Room (per year)		\$30.00/\$38.00
1279	Parks and Recreation	Billiard Room (per month) (+)		\$10.00/\$13.00
1280	Parks and Recreation	Billiard Room (per day) (+)		\$2.00/\$3.00
1281	Parks and Recreation	Weight Room (per month) (+)		\$6.00/\$8.00
1282	Parks and Recreation	Weight Room (per day) (+)		\$3.00/\$4.00
1283	Parks and Recreation	Kitchen (per event)		\$30.00/\$38.00
1284	Parks and Recreation	Father Martinez Senior Center		
1285	Parks and Recreation	Multipurpose Room		\$146.00 / \$118.00 / \$586.00 / \$182.00
1286	Parks and Recreation	Classroom 2		\$14.00 / \$12.00 / \$58.00 / \$18.00
1287	Parks and Recreation	Arts and Crafts Room		\$23.00 / \$18.00 / \$90.00 / \$29.00
1288	Parks and Recreation	Dance Studio		\$22.00 / \$17.00 / \$86.00 / \$26.00
1289	Parks and Recreation	Billiard Rooms #1 and #2 (per year)		\$30.00/\$38.00
1290	Parks and Recreation	Billiard Rooms #1 and #2 (per month) (+)		\$10.00/\$13.00
1291	Parks and Recreation	Billiard Rooms #1 and #2 (per day) (+)		\$2.00/\$3.00
1292	Parks and Recreation	Weight Room (per month) (+)		\$6.00/\$8.00
1293	Parks and Recreation	Weight Room (per day) (+)		\$3.00/\$4.00
1294	Parks and Recreation	Kitchen (per event)		\$30.00/\$38.00
1295	Parks and Recreation	Wayne Thornton Community Center		
1296	Parks and Recreation	Gym Full Court (per hour):		\$35.00 / \$28.00 / \$140.00 / \$44.00
1297	Parks and Recreation	Gym Half Court (per hour):		\$18.00 / \$14.00 / \$72.00 / \$22.00
1298	Parks and Recreation	Gym Full Court (per hour)-Prime Time:		\$45.00 / \$36.00 / \$180.00 / \$56.00
1299	Parks and Recreation	Gym Half Court (per hour)-Prime Time:		\$23.00 / \$18.00 / \$92.00 / \$29.00
1300	Parks and Recreation	Weight Room (per month) (+):		\$10.00/\$15.00
1301	Parks and Recreation	Weight Room (per day) (+):		\$3.00/\$4.00
1302	Parks and Recreation	Multipurpose Room		\$85.00 / \$68.00 / \$341.00 / \$107.00
1303	Parks and Recreation	Classroom 1		\$19.00 / \$16.00 / \$77.00 / \$24.00
1304	Parks and Recreation	Classroom 2		\$14.00 / \$12.00 / \$58.00 / \$18.00
1305	Parks and Recreation	Classroom 3		\$10.00 / \$7.00 / \$38.00 / \$12.00
1306	Parks and Recreation	Billiard Room (per year)		\$30.00/\$38.00
1307	Parks and Recreation	Billiard Room (per month) (+)		\$10.00/\$13.00
1308	Parks and Recreation	Billiard Room (per day) (+)		\$2.00/\$3.00
1309	Parks and Recreation	Kitchen (per event)		\$30.00/\$38.00
1310	Parks and Recreation	Happiness Senior Center		
1311	Parks and Recreation	Multipurpose Room		\$95.00 / \$76.00 / \$379.00 / \$119.00

FY 2025 Schedule C
Departmental Fee List

Line No.	Department	Fee Description	Detail	FY 2025 Adopted Fees
1312	Parks and Recreation	Classroom 1		\$13.00 / \$11.00 / \$53.00 / \$17.00
1313	Parks and Recreation	Classroom 2		\$12.00 / \$10.00 / \$48.00 / \$16.00
1314	Parks and Recreation	Billiard Room (per year) (+)		\$30.00/\$38.00
1315	Parks and Recreation	Billiard Room (per month) (+)		\$10.00/\$13.00
1316	Parks and Recreation	Billiard Room (per day) (+)		\$2.00/\$3.00
1317	Parks and Recreation	Kitchen (per event)		\$30.00/\$38.00
1318	Parks and Recreation	Hilos de Plata Senior Center		
1319	Parks and Recreation	Multipurpose Room		\$146.00 / \$118.00 / \$586.00 / \$182.00
1320	Parks and Recreation	Classroom 2		\$17.00 / \$13.00 / \$67.00 / \$20.00
1321	Parks and Recreation	Arts and Crafts Room		\$23.00 / \$18.00 / \$91.00 / \$29.00
1322	Parks and Recreation	Billiard Room (per year)		\$30.00/\$38.00
1323	Parks and Recreation	Billiard Room (per month) (+)		\$10.00/\$13.00
1324	Parks and Recreation	Billiard Room (per day) (+)		\$2.00/\$3.00
1325	Parks and Recreation	Weight Room (per month) (+)		\$10.00/\$15.00
1326	Parks and Recreation	Weight Room (per day) (+)		\$3.00/\$4.00
1327	Parks and Recreation	Kitchen (per event)		\$30.00/\$38.00
1328	Parks and Recreation	Memorial Senior Center		
1329	Parks and Recreation	Multipurpose Room		\$68.00 / \$55.00 / \$274.00 / \$85.00
1330	Parks and Recreation	Multipurpose Room (1,282 sq. ft.)		\$40.00 / \$33.00 / \$160.00 / \$50.00
1331	Parks and Recreation	Classroom 2		\$7.00 / \$6.00 / \$29.00 / \$8.00
1332	Parks and Recreation	Arts and Crafts Room		\$25.00 / \$20.00 / \$101.00 / \$31.00
1333	Parks and Recreation	Billiard Room (per year)		\$30.00/\$38.00
1334	Parks and Recreation	Billiard Room (per month) (+)		\$10.00/\$13.00
1335	Parks and Recreation	Billiard Room (per day) (+)		\$2.00/\$3.00
1336	Parks and Recreation	Kitchen (per event)		\$30.00/\$38.00
1337	Parks and Recreation	Polly Harris Senior Center		
1338	Parks and Recreation	Multipurpose Room		\$85.00 / \$68.00 / \$341.00 / \$107.00
1339	Parks and Recreation	Arts and Crafts Room		\$17.00 / \$13.00 / \$67.00 / \$20.00
1340	Parks and Recreation	Billiard Room (per year)		\$30.00/\$38.00
1341	Parks and Recreation	Billiard Room (per month) (+)		\$10.00/\$13.00
1342	Parks and Recreation	Billiard Room (per day) (+)		\$2.00/\$3.00
1343	Parks and Recreation	Kitchen (per event)		\$30.00/\$38.00
1344	Parks and Recreation	San Juan Senior Center		
1345	Parks and Recreation	Multipurpose Room		\$92.00 / \$74.00 / \$370.00 / \$115.00
1346	Parks and Recreation	Dance Studio		\$29.00 / \$23.00 / \$115.00 / \$36.00
1347	Parks and Recreation	Placita		\$60.00 / \$48.00 / \$240.00 / \$76.00
1348	Parks and Recreation	Billiard Room (per year)		\$30.00/\$38.00
1349	Parks and Recreation	Billiard Room (per month) (+)		\$10.00/\$13.00
1350	Parks and Recreation	Billiard Room (per day) (+)		\$2.00/\$3.00
1351	Parks and Recreation	Kitchen (per event)		\$30.00/\$38.00
1352	Parks and Recreation	South El Paso Senior Center		
1353	Parks and Recreation	Multipurpose Room		\$154.00 / \$122.00 / \$714.00 / \$192.00
1354	Parks and Recreation	Classroom 2		\$28.00 / \$22.00 / \$110.00 / \$35.00
1355	Parks and Recreation	Classroom 3		\$22.00 / \$17.00 / \$86.00 / \$26.00
1356	Parks and Recreation	Classroom 4		\$22.00 / \$17.00 / \$86.00 / \$26.00
1357	Parks and Recreation	Billiard Room (per year)		\$30.00/\$38.00
1358	Parks and Recreation	Billiard Room (per month) (+)		\$10.00/\$13.00
1359	Parks and Recreation	Billiard Room (per day) (+)		\$2.00/\$3.00
1360	Parks and Recreation	Wellington Chew Senior Center		
1361	Parks and Recreation	Multipurpose Room		\$138.00 / \$110.00 / \$552.00 / \$173.00
1362	Parks and Recreation	Classroom 1		\$17.00 / \$13.00 / \$67.00 / \$20.00
1363	Parks and Recreation	Classroom 2		\$12.00 / \$10.00 / \$48.00 / \$14.00
1364	Parks and Recreation	Classroom 3		\$21.00 / \$17.00 / \$86.00 / \$26.00
1365	Parks and Recreation	Billiard Room (per year)		\$30.00/\$38.00
1366	Parks and Recreation	Billiard Room (per month) (+)		\$10.00/\$13.00
1367	Parks and Recreation	Billiard Room (per day) (+)		\$2.00/\$3.00
1368	Parks and Recreation	Leisure Interest Class or Workshop		Direct Costs - (staff, supplies, contracts, equipment) plus 25% factor to recover leisure interest coordinator divided by number of expected participants plus \$7.00, nonrefundable administrative fee, equals cost of class/workshop. Plus 25% non residential premium.
1369	Parks and Recreation	Outdoor Recreation Activity or Program		Direct Costs - (staff, supplies, contracts, equipment) plus a 50% factor to recover program coordinator divided by number of expected participants plus \$7.00 nonrefundable administrative fee, equals cost of activity/program. Plus 25% increase for nonresidential premium.

FY 2025 Schedule C
Departmental Fee List

Line No.	Department	Fee Description	Detail	FY 2025 Adopted Fees
1370	Parks and Recreation	Trips/Excursions (Off Site)		Direct Costs - (staff, supplies, contracts, entry fees, vehicles, equipment) plus 50% factor to recover program coordinator divided by number of expected participants plus \$7.00 nonrefundable administrative fee, equals cost of activity/program.
1371	Parks and Recreation	Dances/Entertainment (On Site)		Direct Costs - (staff, supplies, contracts, equipment) plus 50% factor to recover program coordinator divided by number of expected participants equals cost of activity/program. Plus 25% increase for nonresidential premium
1372	Parks and Recreation	Shelters: Arlington, Braden Aboud, Grandview, Sunrise, Thomas Manor		Single fee listings are the General Admission or Flat Rate; Multiple fee listings are noted in the following order: Standard Rate; Non-Profit Rate; Commercial Rate; Non-Resident Rate
1373	Parks and Recreation	Per hour		\$48.00 / \$38.00 / \$192.00 / \$60.00
1374	Parks and Recreation	All day		\$288.00 / \$230.00 / \$1152.00 / \$360.00
1375	Parks and Recreation	Per hour - Prime time		\$66.00 / \$53.00 / \$264.00 / \$83.00
1376	Parks and Recreation	All day - Prime time		\$396.00 / \$317.00 / \$1,584.00 / \$494.00
1377	Parks and Recreation	Reserves: Memorial		Single fee listings are the General Admission or Flat Rate; Multiple fee listings are noted in the following order: Standard Rate; Non-Profit Rate; Commercial Rate; Non-Resident Rate
1378	Parks and Recreation	Per hour		\$44.00 / \$35.00 / \$175.00 / \$55.00
1379	Parks and Recreation	All day		\$262.00 / \$210.00 / \$1,050.00 / \$327.00
1380	Parks and Recreation	Per hour - Prime time		\$56.00 / \$45.00 / \$225.00 / \$70.00
1381	Parks and Recreation	All day - Prime time		\$375.00 / \$300.00 / \$1,500.00 / \$469.00
1382	Parks and Recreation	Pavilions: Veterans, Shawver, Pavo Real		Single fee listings are the General Admission or Flat Rate; Multiple fee listings are noted in the following order: Standard Rate; Non-Profit Rate; Commercial Rate; Non-Resident Rate
1383	Parks and Recreation	Per hour		\$18.00 / \$14.00 / \$72.00 / \$23.00
1384	Parks and Recreation	All day		\$108.00 / \$86.00 / \$432.00 / \$136.00
1385	Parks and Recreation	Per hour - Prime time		\$24.00 / \$19.00 / \$96.00 / \$30.00
1386	Parks and Recreation	All day - Prime time		\$144.00 / \$115.00 / \$576.00 / \$180.00
1387	Parks and Recreation	Plazas: Union Plaza, San Jacinto Plaza, Cleveland Square Plaza, Rambla		Single fee listings are the General Admission or Flat Rate; Multiple fee listings are noted in the following order: Standard Rate; Non-Profit Rate; Commercial Rate; Non-Resident Rate
1388	Parks and Recreation	Per hour Stage with electricity		\$36.00 / \$29.00 / \$144.00 / \$44.00
1389	Parks and Recreation	All day Stage with electricity		\$216.00 / \$173.00 / \$864.00 / \$270.00
1390	Parks and Recreation	Per hour Stage without electricity		\$12.00 / \$10.00 / \$48.00 / \$14.00
1391	Parks and Recreation	All day Stage without electricity		\$72.00 / \$58.00 / \$288.00 / \$90.00
1392	Parks and Recreation	Per hour - Prime time - Stage with electricity		\$42.00 / \$34.00 / \$168.00 / \$53.00
1393	Parks and Recreation	All day - Prime time - Stage with electricity		\$252.00 / \$202.00 / \$1,008.00 / \$314.00
1394	Parks and Recreation	Per hour - Prime time - Stage w/o electricity		\$24.00 / \$19.00 / \$96.00 / \$30.00
1395	Parks and Recreation	All day - Prime time - Stage w/o electricity		\$144.00 / \$115.00 / \$576.00 / \$180.00
1396	Parks and Recreation	Additional electrical (Union Plaza only) (per event)		\$96.00/\$120.00
1397	Parks and Recreation	San Jacinto Plaza deposit for rental option B		\$500.00/\$625.00
1398	Parks and Recreation	San Jacinto Plaza deposit for rental option C		\$1,000.00/\$1,250.00
1399	Parks and Recreation	San Jacinto 1 peace officer at \$35.00 per hour for rental option C		\$35.00/\$44.00
1400	Parks and Recreation	San Jacinto Splash Pad operator per hour		\$15.00/\$19.00

FY 2025 Schedule C
Departmental Fee List

Line No.	Department	Fee Description	Detail	FY 2025 Adopted Fees
1401	Parks and Recreation	Rose Garden Site		Single fee listings are the General Admission or Flat Rate; Multiple fee listings are noted in the following order: Standard Rate; Non-Profit Rate; Commercial Rate; Non-Resident Rate
1402	Parks and Recreation	Per hour		\$42.00 / \$34.00 / \$168.00 / \$53.00
1403	Parks and Recreation	Per hour - Prime time		\$54.00 / \$43.00 / \$216.00 / \$67.00
1404	Parks and Recreation	Park Grounds , Greens, Squares		Flat Rate Residential/Nonresidential
1405	Parks and Recreation	Reserved use of outdoor park areas (per event) (per day)		\$54.00/\$68.00
1406	Parks and Recreation	Trainer/Instructor Permit (Non-exclusive; good for 6 months)		\$54.00/\$68.00
1407	Parks and Recreation	Aquatics	(+) Indicates Per Person 1/2 hour increment @ 1/2 hourly rate Rates are per hour unless indicated	Single fee listings are the General Admission or Flat Rate; Multiple fee listings are noted in the following order: Standard Rate; Non-Profit Rate; Commercial Rate; Non-Resident Rate
1408	Parks and Recreation	Public Swim/Lap Swim		
1409	Parks and Recreation	Youth (+)		\$2.00 Fee waived for children under 2 years of age.
1410	Parks and Recreation	Adult (+)		\$3.00/\$4.00
1411	Parks and Recreation	Senior (+)		\$2.00/\$3.00
1412	Parks and Recreation	Swim Passes		
1413	Parks and Recreation	Swim Pass - Adults (+)	(30, 60 or 90 days)	\$3 x 2 visits/week x 4 Weeks = \$24.00 /\$3.75 x 2 visits/week x 4 weeks = \$30.00
1414	Parks and Recreation	Swim Pass - Youth and Seniors (+)	(30, 60 or 90 days)	\$2 x 2 visits/week x 4 Weeks = \$16.00/\$2.50 x 2 visits/per x 4 weeks = \$20.00
1415	Parks and Recreation	Trial Fee for Water Programs		\$5.00/\$6.00
1416	Parks and Recreation	Drop In Fee for Water Aerobics	Daily Drop In Fee	\$5.00/\$6.00
1417	Parks and Recreation	Organized Swim Teams	(+) Indicates Per Person 1/2 hour increment @ 1/2 hourly rate Rates are per hour unless indicated	Single fee listings are the General Admission or Flat Rate; Multiple fee listings are noted in the following order: Standard Rate; Non-Profit Rate; Commercial Rate; Non-Resident Rate
1418	Parks and Recreation	School Swim Teams (per hour)	With Inter-Local Agreement	\$25.00/\$31.00
1419	Parks and Recreation	School Swim Teams (per hour Half Pool)	With Inter-Local Agreement	\$12.50/16.00
1420	Parks and Recreation	Individual lane rental – 25 yd.		\$14.00 / \$12.00 / \$50.00 / \$17.00
1421	Parks and Recreation	Individual lane rental – 50M		\$21.00 / \$18.00 / \$78.00 / \$26.00
1422	Parks and Recreation	Swim Meets – 25 yd.		\$132.00 / \$110.00 / \$528.00 / \$165.00
1423	Parks and Recreation	Swim Meets – 50M		\$173.00 / \$144.00 / \$692.00 / \$216.00
1424	Parks and Recreation	Swim Meets – Starting System (per meet)		\$25.00 / \$20.00 / \$100.00 / \$31.00
1425	Parks and Recreation	Swim Meets – Touch Pad (per meet)		\$15.00 / \$12.00 / \$60.00 / \$19.00
1426	Parks and Recreation	Dolphin Timers (per meet)		\$100.00/\$125.00
1427	Parks and Recreation	Swim Meets - Timing System (per 8 lane meet)		\$500.00/\$625.00
1428	Parks and Recreation	Operator Fee for Timing System per hour (per operator)		\$30.00/\$38.00
1429	Parks and Recreation	Swim Meets – Spectator Fee (+) Adult/Youth and Senior		\$3.00/ \$4.00 \$2.00/\$3.00
1430	Parks and Recreation	Westside Pool		
1431	Parks and Recreation	Individual lane rental – 25 yd.		\$14.00 / \$12.00 / \$50.00 / \$17.00
1432	Parks and Recreation	Individual lane rental – 50M		\$21.00 / \$18.00 / \$78.00 / \$26.00
1433	Parks and Recreation	Swim Meets per hour		\$173.00 / \$144.00 / \$692.00 / \$216.00
1434	Parks and Recreation	Multipurpose Room (703 sq. ft.) per hour		\$20.00/\$25.00 per hour
1435	Parks and Recreation	Pool Party During Operating Hours (fee includes use of Multipurpose Room and 50 guests admission for 2 hours)		\$200.00/250.00
1436	Parks and Recreation	Eastside Regional Natatorium		
1437	Parks and Recreation	Individual Lane Rental- 25 yd.		\$14.00 / \$12.00 / \$50.00 / \$17.00
1438	Parks and Recreation	Individual Lane Rental- 50 M		\$21.00 / \$18.00 / \$78.00 / \$26.00
1439	Parks and Recreation	Swim Meet Per Hour		\$173.00 / \$144.00 / \$692.00 / \$216.00

FY 2025 Schedule C
Departmental Fee List

Line No.	Department	Fee Description	Detail	FY 2025 Adopted Fees
1440	Parks and Recreation	Public Pool Rentals	(+) Indicates Per Person 1/2 hour increment @ 1/2 hourly rate Rates are per hour unless indicated Two hour minimum rental for facility use that is non-contiguous to public hours of operation.	Single fee listings are the General Admission or Flat Rate; Multiple fee listings are noted in the following order: Standard Rate; Non-Profit Rate; Commercial Rate; Non-Resident Rate
1441	Parks and Recreation	Pool Rental – >8,000 sq. ft.		\$100.00 / \$80.00 / \$400.00 / \$125.00
1442	Parks and Recreation	Pool Rental – <8,000 sq. ft.		\$60.00 / \$48.00 / \$240.00 / \$75.00
1443	Parks and Recreation	Armijo Water Leisure Pool		\$100.00 / \$80.00 / \$400.00 / \$125.00
1444	Parks and Recreation	Gus and Goldie (per hour)		\$50.00/\$63.00
1445	Parks and Recreation	Lifeguard rate (per hour)		\$25.00/\$31.00
1446	Parks and Recreation	Pool Attendant (per hour)		\$20.00/25.00
1447	Parks and Recreation	Learn to Swim, Diving, Water Aerobics, Stroke, Junior Lifeguard Training, Water Safety Instructor Classes		Direct Costs - (staff, supplies, equipment) plus 25% factor to recover aquatics coordinator divided by number of expected participants plus \$7.00 nonrefundable administrative fee, plus Red Cross Materials equals cost of class. Plus 25% non residential premium.
1448	Parks and Recreation	Event or Activity Fees	(+) Indicates Per Person 1/2 hour increment @ 1/2 hourly rate Rates are per hour unless indicated	Flat Rate Residential/Nonresidential
1449	Parks and Recreation	General Food Booth (per day)	Price Range	\$65.00 to \$400.00/\$81.00 to \$500.00
1450	Parks and Recreation	General Vendor Booth (per day)	Price Range	\$45.00/\$56.00
1451	Parks and Recreation	Holiday Parade General Vendor Booth (per day)		\$60.00/\$75.00
1452	Parks and Recreation	Art in the Park Craft Vendor (per event)		\$90.00/\$113.00
1453	Parks and Recreation	Holiday Parade Food Vendor (per event)		\$500.00/\$625.00
1454	Parks and Recreation	Holiday Parade route Pre-packaged snack Mobile Vendor (per event)		\$100.00/125.00
1455	Parks and Recreation	General Food Vendor for Friday Holiday Posada at San Jacinto Plaza		\$200.00/\$250.00
1456	Parks and Recreation	General Food vendor Saturdays Holiday Posadas at San Jacinto Plaza		\$400.00/\$500
1457	Parks and Recreation	General Food vendor Sundays Holiday Posadas at San Jacinto Plaza		\$300.00/\$375.00
1458	Parks and Recreation	General Food vendor Friday, Saturday and Sunday Holiday Posadas at San Jacinto Plaza each day, beginning new year's day and after.		\$100.00/\$125.00
1459	Parks and Recreation	Holiday Parade Lights/Trinkets Vendor (per event)		\$200.00/\$250.00
1460	Parks and Recreation	Senior Games Registration, all individual events (+)		\$45.00/\$56.00
1461	Parks and Recreation	Senior Games, 2 individual events (+)		\$15.00/\$19.00
1462	Parks and Recreation	Senior Games, each additional individual event (+)		\$5.00/\$6.00
1463	Parks and Recreation	Senior Games Banquet - Player & Guest Tickets		\$8.00/\$10.00
1464	Parks and Recreation	Senior Games Additional T-Shirt		\$10.00/\$13.00
1465	Parks and Recreation	Senior Games, Basketball Team (per team - 5 player roster)		\$30.00/\$38.00
1466	Parks and Recreation	Senior Games, Basketball Team (per team - 10 player roster)		\$60.00/\$75.00
1467	Parks and Recreation	Senior Games, Volleyball team (per team - 8 player roster)		\$45.00/\$56.00
1468	Parks and Recreation	Holiday Parade Walking Participants Per Entry		\$50.00 to \$75.00/\$63.00 to \$94.00
1469	Parks and Recreation	Holiday Parade Vehicles Per Entry		\$50.00 to \$75.00/\$63.00 to \$94.00
1470	Parks and Recreation	Family Camp Out Activities		Resident/Non-Resident
1471	Parks and Recreation	Family Camp Out - Adults 18+ (per person)		\$10.00 / \$12.00
1472	Parks and Recreation	Family Camp Out - Youth 17 and under (per person)		\$5.00 / \$6.00
1473	Parks and Recreation	Special Events Entry Fee for Plaza Theater		\$10.00/\$13.00
1474	Parks and Recreation	Community Special Event		Direct Costs - (staff, supplies, contracts, equipment) divided by number of expected participants plus \$7.00 nonrefundable administrative fee equals cost of event. Plus 25% non residential premium.

FY 2025 Schedule C
Departmental Fee List

Line No.	Department	Fee Description	Detail	FY 2025 Adopted Fees
1475	Parks and Recreation	Skate Parks	(+) Indicates Per Person 1/2 hour increment @ 1/2 hourly rate Rates are per hour unless indicated	Single fee listings are the General Admission or Flat Rate; Multiple fee listings are noted in the following order: Standard Rate; Non-Profit Rate; Commercial Rate; Non-Resident Rate
1476	Parks and Recreation	Carolina, Mountain View, Northeast Regional, Westside Skate Parks		
1477	Parks and Recreation	Per hour		\$40.00 / \$32.00 / \$160.00 / \$50.00
1478	Parks and Recreation	All day (8 hours, additional hours at hourly rate)		\$240.00 / \$192.00 / \$960.00 / \$300.00
1479	Parks and Recreation	All other Skate Parks		
1480	Parks and Recreation	Per hour		\$20.00 / \$16.00 / \$80.00 / \$25.00
1481	Parks and Recreation	All day (8 hours, additional hours at hourly rate)		\$120.00 / \$96.00 / \$480.00 / \$150.00
1482	Parks and Recreation	Sports Leagues & Tournaments		
1483	Parks and Recreation	Sports - Adults Leagues & Tournaments		Direct Costs - (Staff, supplies, equipment, field prep, officials, governing bodies) plus 50% factor to recover sports coordinator divided by number of expected teams plus \$7.00 nonrefundable administrative fee, equals cost of league/tournament. Plus 25% non residential premium.
1484	Parks and Recreation	Sports - Youth Leagues & Tournaments		Direct Costs - (Staff, supplies, equipment, field prep, officials, governing bodies) plus 50% factor to recover sports coordinator divided by number of expected teams plus \$7.00 nonrefundable administrative fee, equals cost of league/tournament. Plus 25% non residential premium
1485	Parks and Recreation	Sports Centers	(+) Indicates Per Person 1/2 hour increment @ 1/2 hourly rate Rates are per hour unless indicated Two hour minimum rental for facility use that is non-contiguous to public hours of operation.	Single fee listings are the General Admission or Flat Rate; Multiple fee listings are noted in the following order: Standard Rate; Non-Profit Rate; Commercial Rate; Non-Resident Rate
1486	Parks and Recreation	Acosta Sports Center		
1487	Parks and Recreation	Weight Room (per month) (+)		\$10.00/\$15.00
1488	Parks and Recreation	Weight Room (per day) (+)		\$3.00/\$4.00
1489	Parks and Recreation	Gym Full Court (per hour)		\$35.00 / \$28.00 / \$140.00 / \$44.00
1490	Parks and Recreation	Gym Half Court (per hour)		\$18.00 / \$14.00 / \$72.00 / \$23.00
1491	Parks and Recreation	Gym Full Court (per hour)-Prime Time		\$45.00 / \$36.00 / \$180.00 / \$56.00
1492	Parks and Recreation	Gym Half Court (per hour)-Prime Time		\$23.00 / \$18.00 / \$92.00 / \$29.00
1493	Parks and Recreation	Wrestling Room (per month) (+) Adult/Youth		\$15.00 / \$10.00 \$19.00/\$13.00
1494	Parks and Recreation	Wrestling Room (per daily) (+) Adult/Youth		\$2.00 / \$1.00 \$3.00/\$1.00
1495	Parks and Recreation	Multipurpose Mat Room Hourly Rental		\$15.00/\$19.00
1496	Parks and Recreation	Multipurpose Mat Room Daily Rental		\$69.00 / \$55.00 / \$276.00 / \$86.00
1497	Parks and Recreation	Nations Tobin Sports Center		
1498	Parks and Recreation	Weight Room (per month) (+):		\$10.00/\$15.00
1499	Parks and Recreation	Weight Room (per day) (+):		\$3.00/\$4.00
1500	Parks and Recreation	Small Rink Full Court (per hour)		\$35.00 / \$28.00 / \$140.00 / \$44.00
1501	Parks and Recreation	Small Rink Full Court (per hour)-Prime Time - 5:00pm to Close, Saturdays, and Sundays		\$45.00 / \$36.00 / \$180.00 / \$56.00
1502	Parks and Recreation	Boxing Room Membership (per month) (+) Adult/Youth		\$15.00 / \$10.00 \$19.00/\$13.00
1503	Parks and Recreation	Boxing Room (per day) (+) Adult/Youth		\$2.00 / \$1.00 \$3.00/\$1.00
1504	Parks and Recreation	Big Rink Full Court (per hour)		\$65.00 / \$50.00 / \$240.00 / \$85.00
1505	Parks and Recreation	Big Rink Full Court (per hour)-Prime Time - 5:00pm to Close, Saturdays, and Sundays		\$75.00 / \$60.00 / \$300.00 / \$95.00
1506	Parks and Recreation	Sports Administration	(+) Indicates Per Person 1/2 hour increment @ 1/2 hourly rate Rates are per hour unless indicated	Flat Rate Residential/Nonresidential
1507	Parks and Recreation	Player Fee – Independent Leagues–per player/per season		\$16.00/\$20.00
1508	Parks and Recreation	Player Fee – City Programs–per player/per season		\$6.00/\$8.00
1509	Parks and Recreation	Parent Class PDF Version – per family per year		\$5.00/\$6.00
1510	Parks and Recreation	Parent Class Video Session–per family per year		\$7.00/\$9.00
1511	Parks and Recreation	Background check (+) - Biennial		\$40.00/\$50.00
1512	Parks and Recreation	Youth Coach ID Cards – (+) Biennial		\$5.00/\$6.00

FY 2025 Schedule C
Departmental Fee List

Line No.	Department	Fee Description	Detail	FY 2025 Adopted Fees
1513	Parks and Recreation	Player ID cards (+) Youth and Adult	Youth - annually; Adult (18 years and older) every 5 years.	\$5.00/\$6.00
1514	Parks and Recreation	Tournament Spectator Fee (+) Adult/Youth		\$2.00/\$1.00 \$3.00/\$1.00
1515	Parks and Recreation	Tournament T-Shirt		\$10.00 to \$30.00
1516	Parks and Recreation	Tournament Homerun		5 for \$20.00, or 1 for \$5.00
1517	Parks and Recreation	Tournament Bracelet		\$20.00 per bracelet
1518	Parks and Recreation	League Night/Tournament Softballs		\$5.00 per ball, or \$50.00 per case
1519	Parks and Recreation	Homerun Derby Entry		\$20.00 per player
1520	Parks and Recreation	Lost Ball Fee (Basketball, Volleyball, Soccer Ball)		\$25.00 per ball
1521	Parks and Recreation	Lost Disk Fee - per disk		\$10.00 per disk
1522	Parks and Recreation	Set of 3 Beginner Disc Golf Disk		\$15.00 per set of 3
1523	Parks and Recreation	Premium Disc Golf Disc		\$10.00 per disc
1524	Parks and Recreation	Banner Program (per banner)	(up to 12 months) Outfield, gym and/or internet	\$400.00/\$500.00
1525	Parks and Recreation	Banner Program (per banner per month)	(1month) Outfield, gym and/or internet	\$50.00/\$63.00
1526	Parks and Recreation	Concessions – Small – per quarter		\$150.00/\$188.00
1527	Parks and Recreation	Concessions – Small – per month		\$50.00/\$63.00
1528	Parks and Recreation	Concessions – Medium – per quarter		\$300.00/\$375.00
1529	Parks and Recreation	Concessions – Medium – per month		\$100.00/\$125.00
1530	Parks and Recreation	Concessions – Large – per quarter		\$600.00/\$750.00
1531	Parks and Recreation	Concessions – Large – per month		\$200.00/\$250.00
1532	Parks and Recreation	Sports Field Practice Permits		Flat Rate Residential/Nonresidential
1533	Parks and Recreation	Practice Permit (per 60 minutes-without lights)		\$7.00/\$9.00
1534	Parks and Recreation	Sports Field Lighting - per hour, per field		\$10.00/\$13.00
1535	Parks and Recreation	Sports Field Rental Games, Scrimmages, Practice, Tournaments, Other Events (non-game "only" fields)		Single fee listings are the General Admission or Flat Rate; Multiple fee listings are noted in the following order: Standard Rate; Non-Profit Rate; Commercial Rate; Non-Resident Rate
1536	Parks and Recreation	Single field games/scrimmages (per 12 hours-without lights)		\$75.00 / \$60.00 / \$300.00 / \$94.00
1537	Parks and Recreation	Single field games/scrimmages (per hour-without lights)		\$20.00 / \$16.00 / \$80.00 / \$25.00
1538	Parks and Recreation	Sports Game Fields - Game "only" Fields	Not available for rental for practice activities - Permit Required	Single fee listings are the General Admission or Flat Rate; Multiple fee listings are noted in the following order: Standard Rate; Non-Profit Rate; Commercial Rate; Non-Resident Rate
1539	Parks and Recreation	Galatian Sports Complex (2 flat fields)		
1540	Parks and Recreation	Field without lights :		\$30.00 / \$25.00 / \$102.00 / \$36.00
1541	Parks and Recreation	Field without lights (per 12 hours):		\$150.00 / \$126.00 / \$510.00 / \$180.00
1542	Parks and Recreation	Full complex (per 12 hours):		\$1,950.00 / \$1,560.00 / \$6,630.00 / \$2,340.00
1543	Parks and Recreation	East Side Sports Complex 16 flat fields		
1544	Parks and Recreation	Field without lights		\$30.00 / \$25.00 / \$102.00 / \$36.00
1545	Parks and Recreation	Field without lights (per 12 hours)		\$150.00 / \$126.00 / \$510.00 / \$180.00
1546	Parks and Recreation	Full complex (per 12 hours)		\$1,200.00 / \$1,008.00 / \$4,080.00 / \$1,440.00
1547	Parks and Recreation	Gate Admission Tournament/league for adult/youth per day		\$5.00/\$2.00 \$6.00/\$3.00
1548	Parks and Recreation	Westside Sports Complex (11 flat fields)		
1549	Parks and Recreation	Field without lights		\$30.00 / \$25.00 / \$102.00 / \$36.00
1550	Parks and Recreation	Field without lights (per 12 hours)		\$150.00 / \$126.00 / \$510.00 / \$180.00
1551	Parks and Recreation	Full complex (per 12 hours)		\$1,950.00 / \$1,560.00 / \$6,630.00 / \$2,340.00
1552	Parks and Recreation	Marty Robbins Sports Complex (4 plex diamond fields)		
1553	Parks and Recreation	Field without lights		\$30.00 / \$25.00 / \$102.00 / \$36.00
1554	Parks and Recreation	Field without lights (per 12 hours)		\$150.00 / \$126.00 / \$510.00 / \$180.00
1555	Parks and Recreation	Full complex (12 hours))		\$600.00 / \$504.00 / \$2,040.00 / \$720.00
1556	Parks and Recreation	Joey Barraza & Vino Memorial Park (4-plex diamond fields)		
1557	Parks and Recreation	Field without lights		\$30.00 / \$25.00 / \$102.00 / \$36.00
1558	Parks and Recreation	Field without lights (per 12 hours)		\$150.00 / \$126.00 / \$510.00 / \$180.00
1559	Parks and Recreation	Full complex (12 hours))		\$600.00 / \$504.00 / \$2,040.00 / \$720.00

FY 2025 Schedule C
Departmental Fee List

Line No.	Department	Fee Description	Detail	FY 2025 Adopted Fees
1560	Parks and Recreation	Joey Barraza & Vino Memorial Park (6 flat fields)		
1561	Parks and Recreation	Field without lights		\$30.00 / \$25.00 / \$102.00 / \$36.00
1562	Parks and Recreation	Field without lights (per 12 hours)		\$150.00 / \$126.00 / \$510.00 / \$180.00
1563	Parks and Recreation	Full complex (12 hours))		\$450.00 / \$378.00 / \$1,530.00 / \$540.00
1564	Parks and Recreation	Blackie Chesher Sports Complex (5-plex diamond fields)		
1565	Parks and Recreation	Field without lights		\$30.00 / \$25.00 / \$102.00 / \$36.00
1566	Parks and Recreation	Field without lights (per 12 hours)		\$150.00 / \$126.00 / \$510.00 / \$180.00
1567	Parks and Recreation	Full complex (12 hours))		\$750.00 / \$630.00 / \$2,550.00 / \$900.00
1568	Parks and Recreation	Blackie Chesher Sports Complex (8-flat fields)		
1569	Parks and Recreation	Field without lights		\$30.00 / \$25.00 / \$102.00 / \$36.00
1570	Parks and Recreation	Field without lights (per 12 hours)		\$150.00 / \$126.00 / \$510.00 / \$180.00
1571	Parks and Recreation	Full complex (12 hours))		\$1,200.00 / \$1,008.00 / \$4,080.00 / \$1,440.00
1572	Parks and Recreation	Blackie Chesher Sports Complex (Alex Gutierrez - 1 diamond field)		
1573	Parks and Recreation	Field without lights		\$30.00 / \$25.00 / \$102.00 / \$36.00
1574	Parks and Recreation	Field without lights (per 12 hours)		\$150.00 / \$126.00 / \$510.00 / \$180.00
1575	Parks and Recreation	Sports Field Lighting (per hour)(per field)		\$10.00/\$13.00
1576	Parks and Recreation	Youth Development Programs	(+) Indicates Per Person 1/2 hour increment @ 1/2 hourly rate Rates are per hour unless indicated	Resident/Non-Resident
1577	Parks and Recreation	Club Rec Summer Program (per week) (+)		\$40.00 / \$50.00
1578	Parks and Recreation	Club Rec Youth Leader Mentor Program (per week) (+)		\$20.00 / \$25.00
1579	Parks and Recreation	Afterschool Program (per week) (+)		\$5.00/\$6.00
1580	Parks and Recreation	After School weekly payment late fee per child		\$5.00/\$6.00
1581	Parks and Recreation	Afterschool late pick up after 6:00 pm per child		\$5.00/\$6.00
1582	Parks and Recreation	Youth "Mini" Sports (Ages 4-7) Activity or Program		Direct Costs - (staff, supplies, equipment, volunteers) divided by number of expected participants plus \$7.00 non-refundable administrative fee, equals cost of activity/program. Plus 25% non residential premium.
1583	Parks and Recreation	Youth Enrichment (Non-Sport) Activity or Program		Direct Costs - (staff, supplies, equipment) divided by number of expected participants plus \$7.00 non-refundable administrative fee, equals cost of activity/program. Plus 25% non residential premium.
1584	Parks and Recreation	Trips/Excursions (Off Site)		Direct Costs - (staff, supplies, contracts, entry fees, vehicles, equipment) plus 50% factor to recover program coordinator divided by number of expected participants plus \$7.00 non-refundable administrative fee, equals cost of activity/program. Plus 25% non residential premium.
1585	Parks and Recreation	Dances/Entertainment (On Site)		Direct Costs - (staff, supplies, contracts, equipment) plus 50% factor to recover program coordinator divided by number of expected participants equals cost of activity/program. Plus 25% non residential premium.
1586	Parks and Recreation	Miscellaneous Fees		Flat Rate Residential/Nonresidential
1587	Parks and Recreation	Daily Vendor Fee		\$65.00/\$81.00
1588	Parks and Recreation	Daily Merchandise Fee		\$45.00/\$56.00
1589	Parks and Recreation	Tournament/Special Event Vendor Fee		\$300.00/\$375.00 per Tournament/Per Site
1590	Parks and Recreation	Tournament/Special Event Merchandise Fee		\$150.00/\$188.00 per Tournament/Per Site
1591	Parks and Recreation	Field Paint/Chalk Diamond Field		\$30.00/\$38.00 per field of play
1592	Parks and Recreation	Field Paint/Chalk Flat Field		\$50.00/\$63.00 per field of play
1593	Parks and Recreation	Portable Outfield fence	Portable fencing to change size of fields	\$20.00/\$25.00 per field/per day
1594	Parks and Recreation	Security Guard (per hour)	Also applied to outdoor park electric outlet access	\$20.00

FY 2025 Schedule C
Departmental Fee List

Line No.	Department	Fee Description	Detail	FY 2025 Adopted Fees
1595	Parks and Recreation	Park Community Garden Application & Annual Permit		\$50.00
1596	Parks and Recreation	Shelter or Center Cleaning charge (per cleaning, per event, per rental per day)		\$60.00
1597	Parks and Recreation	Recreation Staff Labor Rate	Per hour, per staff member	\$20.00
1598	Parks and Recreation	Trash Removal - Practice field/Event (Per Day)(Per Site)		\$350.00 Per Day Per Site
1599	Parks and Recreation	Trash Removal Special Event/ Sport Complex (Per Day)(Per Site)		\$600.00 Per Day/Per Site
1600	Parks and Recreation	After Rental Clean Up Fee (Nations Tobin)		\$60.00
1601	Parks and Recreation	20 Yard Trash Container		\$420.00 per event
1602	Parks and Recreation	30 Yard Trash Container		\$520.00 per event
1603	Parks and Recreation	40 Yard Trash Container		\$580.00 per event
1604	Parks and Recreation	Gym rental for other than sports use (add to gym rate – per hour) Category A		\$80.00/\$100.00
1605	Parks and Recreation	Gym rental for other than sports use (add to gym rate – per hour) Category B		\$60.00/\$75.00
1606	Parks and Recreation	Gym rental for other than sports use (add to gym rate – per hour) Category C		\$40.00/\$50.00
1607	Parks and Recreation	Gym rental for other than sports use (add to gym rate – per hour) Category D		\$30.00/\$38.00
1608	Parks and Recreation	Locker Rental at Senior Centers (per month, excludes swimming pools)		\$2.00/\$3.00
1609	Parks and Recreation	Activity/Player Card Replacement	Per Card	\$5.00/\$6.00
1610	Parks and Recreation	Senior Discount	50% Discount, ages 60+ years old - applies only to Leisure Interest Classes, Racquetball Courts, Weight Room, Billiards, Boxing (Monthly/Yearly fees only)	50% Discount
1611	Parks and Recreation	Multiple Child Program Discount	10% Discount each child from same household (17 years or under) registering for leisure class, or mini-sports program. Does not apply to Daycare and Afterschool.	10% Discount
1612	Parks and Recreation	Non-Resident Premium	25% premium for non-residents applies to all programs requiring individual registration.	25% Increase
1613	Parks and Recreation	Drop In Fee for Leisure Instruction Class	Per Class	\$5.00/\$6.00
1614	Parks and Recreation	Ceramics - Firing (per month unlimited pieces)		\$6.00/\$8.00
1615	Parks and Recreation	Game Room Area Access w/Facility Rental during none operating hours	Flat Fee	\$50.00/\$63.00
1616	Parks and Recreation	Arts & Craft Sales	Per space not to exceed 10' x 10', per day	\$5.00/\$8.00
1617	Parks and Recreation	Senior Center Arts & Crafts Sales	Per space not to exceed 10' x 10', per day	\$5.00
1618	Parks and Recreation	Senior Tournaments (billiards, horseshoe, huachas, etc.)	Per player, per event	\$2.00/\$3.00
1619	Parks and Recreation	Catered/commercial food sales-Indoor Facilities - (Kitchen for warming, no prep)	Per Event	\$50.00/\$63.00
1620	Parks and Recreation	Administration Fee (per permit or registered activity)		\$7.00
1621	Parks and Recreation	Portable Restroom Fee	League, Tournaments and Special Events	\$68.00 per unit/per day
1622	Parks and Recreation	Portable Restroom Fee (ADA)	League, Tournaments and Special Events	\$108.00 per unit/per day
1623	Parks and Recreation	Portable Restroom Delivery/Pick Up		\$30.00 per site
1624	Parks and Recreation	Portable Restroom Service Fee		\$35.00 per unit/per service
1625	Parks and Recreation	Cleaning Restroom Fee - Existing Restrooms	Tournaments and Special Events	\$35.00 per unit/per service
1626	Parks and Recreation	Amplification Fee	4 or more days in advance of event	\$15.00/\$19.00
1627	Parks and Recreation	Portable Restroom Delivery/Pick Up (ADA)		\$45.00 per site
1628	Parks and Recreation	Portable Restroom Service Fee weekends and after hours		\$95.00 per unit/per service
1629	Parks and Recreation	Cleaning Restroom Fee - Existing Restrooms weekends and after hours	Tournaments and Special Events	\$95.00 per unit/per service
1630	Parks and Recreation	Seniors Package A	Lap swimming/open swim, fitness/weight room access, and three-day leisure class per week	\$35.00 per month
1631	Parks and Recreation	Seniors Package B	Inclusions: Lap swimming/open swim, fitness/weight room access, and two-day leisure class per week	\$31.00 per month
1632	Zoo	General Admission	Ages: 23 months and under (must be accompanied by an adult)	Free
1633	Zoo	General Admission	May 1, 2023 - Ages: 2 years old and up to 12 years old (must be accompanied by an adult)	\$8.95
1634	Zoo	General Admission	May 1, 2023 - Ages: 13 years old and up to 17 years old	\$10.95
1635	Zoo	General Admission	May 1, 2023 - Ages: 18 years old and up to 59 years old	\$13.95
1636	Zoo	General Admission	May 1, 2023 - Seniors 60 years old and older	\$10.95
1637	Zoo	General Admission	May 1, 2023 - Active Duty Military Personnel & Spouse with Valid Military ID	\$10.95
1638	Zoo	General Admission (non-City resident)	May 1, 2023 - Ages: 2 years old and up to 12 years old (must be accompanied by an adult)	\$10.95
1639	Zoo	General Admission (non-City resident)	May 1, 2023 - Ages: 13 years old and up to 17 years old	\$12.95
1640	Zoo	General Admission (non-City resident)	May 1, 2023 - Ages: 18 years old and up to 59 years old	\$15.95

FY 2025 Schedule C
Departmental Fee List

Line No.	Department	Fee Description	Detail	FY 2025 Adopted Fees
1641	Zoo	General Admission (non-City resident)	May 1, 2023 - Seniors 60 years old and older	\$12.95
1642	Zoo	General Admission (non-City resident)	May 1, 2023 - Active Duty Military Personnel & Spouse with Valid Military ID	\$10.95
1643	Zoo	General Admission	Discount to Active City Employees with Valid City ID	10% - 100% off Regular General Admission
1644	Zoo	General Admission	Discount to Family of Active City Employees (accompanying City employee with Valid City ID) (up to 5 family members of city employee - General Admission)	Up to 20% discount (from regular general admission price)
1645	Zoo	Zoo Memberships	SPIDER MONKEY 1 Named Adult \$60 TAPIRS 2 Named Adults \$75 BIRD'S NEST 1 Named Adult & up to 2 Children \$85 WOLF PACK 2 Named Adults & up to 5 \$105 TIGER TEAM 2 Named Adults, up to 5 Children & 1 Adult Guest \$130 PENGUIN PALS 2 Named Adults, up to 5 Children & 2 Adult Guest \$160	\$ 60 - \$200
1646	Zoo	Zoo Camps	The cost of each session is \$125 per child (Non-Members) and \$115 per child (Members).	\$ 115 - \$ 195
1647	Zoo	Admission package pricing	Package pricing bundle. Package includes zoo admission, meal, combination of ride/attractions (i.e. Copper Canyon Challenge Ropes Course, train, carousel). This special discounted ticket is not applicable towards an annual membership pass.	\$25 - \$35.00
1648	Zoo	Reservation School Group Admission - Grade 12 and under	Advance reservation & completed application required. Wednesday-Sunday, except for City Holiday or Zoo Special Event or a blocked out period. School groups include: Public or private: Licensed child daycare, pre-kindergarten, kindergarten, primary, secondary and special education through grade twelve, and home school groups. Minimum # of students may apply.	\$5.00
1649	Zoo	Reservation School Group Admission - Universities/Colleges	Advance reservation & completed application required. Wednesday-Sunday, except for City Holiday or Zoo Special Event or a blocked out period. School groups include: Higher learning groups (universities/community colleges). Minimum # of students may apply.	\$7.50
1650	Zoo	Reservation School Group Admission - Chaperones (required for any School Group)	Adult Chaperones (18 years of age or over) Ratio: 1 chaperone per 5 Head start, Pre-K, & Kinder; 1 chaperone per 1 Special Education Student; 1 chaperone per 10 students of any other age group or upon discretion of the director.	\$7.50
1651	Zoo	Group Ticketing	Groups of 12+ guests. Group Visits are for groups of 12 or more guests (not including those under the age of 23 months). Advance reservation & completed application required. Must enter the Zoo same day/time. Discount applies to regular priced general admissions. Cannot be combined with other discounts. Not valid towards zoo memberships	10%-30% off of regular general admission prices.
1652	Zoo	Advanced Bulk Ticket Purchases for Specified Zoo Partners (blocks of 150)	Ages: 24 months old and up to 12 years old. Blocks of 150 tickets. General Admission only.	Up to 20% discount (from regular admission price)
1653	Zoo	Advanced Bulk Ticket Purchases for Specified Zoo Partners (blocks of 150)	Ages: 13 years old or older. Blocks of 150 tickets. General Admission only.	Up to 20% discount (from regular admission price)
1654	Zoo	Advanced Bulk Ticket Purchases for Specified Zoo Partners for birthday parties (blocks of 50)	Ages: 24 months and older. Discounted tickets for birthday party packages offered through the Concessionaire. Blocks of 50 tickets. General Admission only.	20% up to 50% discount (from regular admission price)
1655	Zoo	Consignment Ticket for Specified Zoo Partners with agreement	Signed agreement required. Minimum # of tickets as required. No further discounts apply.	\$8.50 per ticket
1656	Zoo	Zoo Amenities	Carousel Regular Admission Price (All Ages)	\$3.00
1657	Zoo	Zoo Amenities	Carousel Admission Price for Parents accompanying child who is under 42" (standing next to but not riding with child)	Free
1658	Zoo	Zoo Amenities	Carousel Discount from General Admission Price (All Ages) for El Paso Zoological Society Members. Must present membership card and valid ID up to 5 children allowed for discount.	\$0.50 discount from regular admission price
1659	Zoo	Zoo Amenities	Rental of Carousel for private event in conjunction with catered event. Per hour price and additional fee for attendant(s).	\$500.00 per hour
1660	Zoo	Zoo Amenities	Ropes Course Sky Trail Navigator Regular Admission Price (Anyone over 48" tall).	\$8.00
1661	Zoo	Zoo Amenities	Ropes Course Sky Trail Navigator Discount from General Admission Price (Anyone over 48" tall) for El Paso Zoological Society Members. Must present membership card and valid ID up to 5 children allowed for discount.	\$0.50 discount from regular admission price
1662	Zoo	Zoo Amenities	Ropes Course Sky Tykes Regular Admission Price (Anyone 42" tall and under)	\$5.00
1663	Zoo	Zoo Amenities	Ropes Course Sky Tykes Discount from General Admission Price (Anyone 42" tall and under) for El Paso Zoological Society Members. Must present membership card and valid ID up to 5 children allowed for discount.	\$0.50 discount from regular admission price

FY 2025 Schedule C
Departmental Fee List

Line No.	Department	Fee Description	Detail	FY 2025 Adopted Fees
1664	Zoo	Zoo Amenities	Rental of Ropes Course for private event in conjunction with catered event. Per hour price and additional fee for attendant(s)	\$300.00 per hour
1665	Zoo	Zoo Amenities	Rental of Wildlife Amphitheater. Per hour price and additional fees for staff/security	\$325.00 per hour
1666	Zoo	Facility rental - sampling	Includes 10 X 10 outdoor space, one table, two chairs. Additional needs will be charged as per fee schedule. Sampling item approval required by Zoo Director. Additional fees for staff assistance may apply.	Low Season (September-February)- \$500.00 for 4 hours; High Season (March - August) \$1,000.00 for 4 hours.
1667	Zoo	Community - Event Visitor Experiences	All-inclusive ticket that allows visitors to partake in one or more of the following benefits inside the Zoo: meal or snack, craft, activity, animal experience, special access to facilities, classes, etc. Separate ticket required, not part of General/Discount Admissions.	\$20.00 - \$100.00
1668	Zoo	Community-Event Promotions	Promotions/Merchandise such as, but not limited to, naming bugs for Valentine's Day, event t-shirts, photos, etc. during Zoo events.	\$1.00 - \$50.00
1669	Zoo	Community-Event Fee	Performance/Concert admission	\$5.00 - \$10.00
1670	Zoo	Community-Event Sponsorship	Custom sponsorship packages may include, but are not limited to: booth space, table and chair usage, ability to hand out marketing materials or goodies, tickets to the event, website and/or map advertising, in-kind, acknowledgment as sponsor on: event banner, press releases, event programs, map inserts, in email and social media, TV, radio, internet, billboards, flyers, and/or posters.	\$125.00 - \$15,000.00
1671	Zoo	Facility Rental - Portrait/Interactive Photography	Wedding/engagement/family portraits/graduation/quinceanera or other portraiture of individual(s) by professional photographer/videographers or by amateurs acting in the role of a professional, involving planning/organization by Zoo staff. Maximum photo time allowed is 1 hour. Fee includes necessary staff, up to 5 people plus photographer. Additional persons pay regular Zoo admission.	\$75.00 - \$150.00
1672	Zoo	Facility Rental - Commercial-Film/Photos	Any type of film or still photography for commercial purposes (movies, DVD's, publications, etc. that will gain profit). Minimum of 1 security guard required for up to 20; admission tickets not included; does not include required staff or security time. Staff/security fees will be charged as outlined in fee schedule and as required by Zoo Director; Film/video/photos allowed from public areas only; rental space needed by crew will be charged as outlined in fee schedule. Date and time must be approved 3 weeks prior. Crew size as determined by Zoo Director. Permitting/Insurance may apply or clearance from Filming Commissioner.	\$300.00 per hour
1673	Zoo	Rental Equipment	Individual Chairs	\$0.75 each
1674	Zoo	Rental Equipment	Tables (30"x 72")	\$8.00 each
1675	Zoo	Services for rental/event	Additional Staff Required by the Zoo	\$45.00/hr.
1676	Zoo	Services for rental/event	Security as required by the Zoo	\$30.00/hr. Supervisor, \$25.00/hr. dispatcher, guard \$22.00/hr.
1677	Zoo	Parking Fee Revenue	For use of Zoo parking lot, fee per available space or vehicle	\$3.00
1678	Zoo	Special Program	Animal Encounter for private event in conjunction with catered event. Maximum of 50 people for up close encounter. For parties larger than 50 people, a Walkabout encounter will be done. Additional fees apply for staff.	\$75 per Educator
1679	Zoo	Special Program	After Hours - Dinner Experience. In conjunction with concessionaire. Guests will be provide a meal, beverages and entertainment. Limited number of tickets to be sold. Ages 21+. Minimum/Maximum # of people applicable.	\$50.00 - \$150.00 per person
1680	Zoo	Adventure Program (Non-School)	10% Discount on Adventure and Animal Encounter Programs to El Paso Zoological Society Members (unless otherwise noted)	10% Discount to Zoological Society Members
1681	Zoo	Adventure Program	Giraffe Animal Feeding - per item (admission ticket not included but required) No membership discount	\$3.00
1682	Zoo	Adventure Program	Behind the scene tour for educational/school groups: minimum/maximum # of people/ages applicable (admission ticket not included but required).	\$25.00 per person
1683	Zoo	Adventure Program	Behind the Scenes - Build your own Adventure - Animal Encounter (Price includes admission). Minimum/Maximum # of people applicable. Ages 6 years and older (unless otherwise noted)	\$45 per person Additional add-on experience \$15.00 per person
1684	Zoo	Adventure Program	Animal Produce Hunt - minimum/maximum # of people applicable (admission ticket not included but required). Ages 6 years and older.	\$7.00 per person

FY 2025 Schedule C
Departmental Fee List

Line No.	Department	Fee Description	Detail	FY 2025 Adopted Fees
1685	Zoo	Adventure Program	Elephant Platform - Behind the scenes and oversee the elephants on a platform. Minimum/maximum # of people applicable. A paid adult must accompany minor/youth (child/adult ratio may apply). (admission ticket not included but required)Ages 6 years and older.	\$7.00 per person
1686	Zoo	Adventure Program	Workshop - EPWU Discovery Center: minimum/maximum # of people/age applicable (workshop only does not include access to Zoo)	\$10.00 per person
1687	Zoo	Adventure Program	Workshop - EPWU Discovery Center - Includes training materials. Minimum/maximum # of people/ages applicable, (does not include access to Zoo).	\$15.00 per person
1688	Zoo	Adventure Program	Badge Programs - 2 hours workshop. Minimum/maximum # of people applicable. Ages 5 years and older. (does not include access to the Zoo).	\$15.00 per person
1689	Zoo	Adventure Program	Career Vet Day - 2 hour Clinic workshop for High School students in a veterinarian program. Minimum age requirement applicable. (does not include access to the Zoo).	\$20.00
1690	Zoo	Adventure Program	Spring Break & Summer weekly camps. Ages: 6 -10 years old or 11 - 16 years old. Members and Active Duty Military receive 10% discount, must present I.D.'s Minimum/Maximum # of people applicable.	\$200- \$300 per Youth/Week
1691	Zoo	Adventure Program	Spring Break & Summer weekly Early/Late Drop-off. Ages: 6 - 16 years old. Drop off hours before/after Spring/Summer Camp 7:30 - 9:00 am & 3:00pm - 6:00pm. No discounts.	\$20.00 p/p/hr
1692	Zoo	Adventure Program	Other camps. Ages: will vary. Members and Active Duty Military receive 10% discount, must present I.D.'s Minimum/Maximum # of people applicable.	\$100 - \$150 per Youth/Week
1693	Zoo	Adventure Program	Night Prowl - Explore the Zoo after hours - 2.5 hours. For all ages. Minimum/maximum # of people applicable. Paid adult must accompany minor/youths (child/adult ratio may apply).	\$15.00 per person
1694	Zoo	Adventure Program	Open reservation Sleepover - Open to the public as a first come first serve. Ages: 7 years old and older. Youth/Minor must be accompanied by a paid adult (child/adult ratio may apply). Minimum of 4 registered participants in order to hold sleepover. Max # of people 20	\$45.00 - \$75.00 per person
1695	Zoo	Adventure Program	Private Group Sleepover - Includes up to 15 participants. Ages: 7 years old and older. Minimum of 1 paid adult must accompany group.	Flat Fee \$675.00
1696	Zoo	Adventure Program	Deluxe Campout/Sleepover - Any age group. Minors/Youths 17 years old and under must be accompanied by a paid adult. Ratio of adult/child may apply. Minimum/Maximum # of participants applicable.	\$100- \$300 per Adult \$65 - \$150 Child
1697	Zoo	Adventure Program (Animal Wrappers)	At the Zoo Group Reservation Program in conjunction with a paid field trip - Classroom curriculum based. 4 years old and older. One program per school visit. Minimum/maximum # of people applicable.	\$3.00
1698	Zoo	Adventure Program	Zoo to You - Offsite program at a School / Institution - 10 up 40 participants	\$115 per program. Repeated programs \$75 each
1699	Zoo	Adventure Program	Zoo to You - Offsite program at a School/Auditorium. 41- 200+ participants	\$150 per program. Repeated programs \$110 each
1700	Zoo	Adventure Program - Virtual (School's Only)	Zoo Adventure Program - Live Curriculum Virtual programming. Up to 30 minute presentation. Selection of programs which includes a live animal encounter and Q&A with an Educator. Up 95 participants	\$50.00 Per group
1701	Zoo	Adventure Program - Virtual (Non-School's)	Zoo Adventure Program - Live Custom Virtual program. Up to 30 minute presentation. Can include an animal encounter or a custom curriculum-type program. Up to 95 participants.	\$75.00 Per group
1702	Zoo	Adventure Program - Walking Tour (School's Only)	Walking Tour - Group Reservation Program in conjunction with a paid field trip - 4 years old and older. One program per school visit. Students will be led on a tour to learn about the animals in either Africa/Asia/Americas section	\$3.00 per/person
1703	Zoo	Adventure Program - Walking Tour (Non-School's)	Walking Tour - Group Reservation Program. 4 years old and older. One program per visit. Group will be led on a tour to learn about the animals in either Africa/Asia/Americas section. Minimum/maximum # of people applicable. (admission ticket not included but required).	\$5.00 per/person
1704	Zoo	Adventure Program - Virtual	Behind the Scenes - Virtual Animal Encounter Tour - Participants will select from a menu of available animals and see training/feeding/enrichment/etc. and have a Q&A session with the Zoo Keeper. Up to 30 minute presentation. Up to 95 participants.	\$125.00 Per group
1705	Zoo	Adventure Program - Virtual	Zoo Tour - Virtual Tour - Participants will select from a menu of available areas to see. Up to 95 participants will take a virtual walking tour, stops may include an animal training session or enrichment session. Up to 30 minute presentation.	\$100.00 Per group

FY 2025 Schedule C
Departmental Fee List

Line No.	Department	Fee Description	Detail	FY 2025 Adopted Fees
1706	Zoo	Adventure Program - Virtual	Virtual Animal Painting - See one of our animals create/make a painting. Select from a menu of available animals. Includes a Q&A session with Zoo Keeper. Up to 30 minutes. May request 1 additional painting session. Painting not included	\$150.00 Per device (1st painting); \$50.00 (1 additional session)
1707	Zoo	Adventure Program - Virtual	Pre-recorded Programming on Learn Dash - School Curriculum Programing. Select from a menu includes a program link. Video has instruction material provides lesson and quiz, This is a "do at your own pace/on your own." Link will expire after set number of days. Teacher to share link with students. Length time varies by program selection. Minimum/Maximum # of people applicable.	\$30.00
1708	Zoo	Adventure Program - Virtual	Get up close and personal with animals from the El Paso Zoo. Virtually meet one of our animals at the Zoo. Participants receive a link. Up to 95 participants. Up to a 50 minute session.	\$25.00 per person
1709	Zoo	Zoo Amenities	Zoo Punch Card good for a combination of 8 train and/or carousel rides and/or giraffe feedings (excludes Copper Canyon Ropes Course). Card good for 1 year from issue date. Not responsible for lost/stolen cards. No other discounts apply.	\$20.00
1710	Zoo	Adventure Program	Private Group Animal Encounter. Interactive experience with a zoo animal and zoo keeper. Possible touching, feeding or brushing an animal. Examples of animals penguins, Galapagos tortoise, etc.	\$20.00 - \$60.00
1711	MCAD-Art Museum	Membership Fees-Art Museum	Teaching Artist	\$30.00
1712	MCAD-Art Museum	Membership Fees-Art Museum	Student	\$25.00
1713	MCAD-Art Museum	Membership Fees-Art Museum	Individual	\$35.00
1714	MCAD-Art Museum	Membership Fees-Art Museum	Family	\$65.00
1715	MCAD-Art Museum	Membership Fees-Art Museum	Active Duty Military-Individual	\$25.00
1716	MCAD-Art Museum	Membership Fees-Art Museum	Active Duty Military-Family	\$55.00
1717	MCAD-Art Museum	Membership Fees-Art Museum	Contributors	\$100.00
1718	MCAD-Art Museum	Membership Fees-Art Museum	Supporters Circle	\$250.00
1719	MCAD-Art Museum	Membership Fees-Art Museum	Collectors Circle	\$500.00
1720	MCAD-Art Museum	Membership Fees-Art Museum	Sponsors Circle	\$1,000.00
1721	MCAD-Art Museum	Membership Fees-Art Museum	Donors Circle	\$2,500.00
1722	MCAD-Art Museum	Membership Fees-Art Museum	Founder	\$1,000.00
1723	MCAD-Art Museum	Membership Fees-Art Museum	Executive	\$2,500.00
1724	MCAD-Art Museum	Membership Fees-Art Museum	Patrons	\$5,000.00
1725	MCAD-Art Museum	Membership Fees-Art Museum	Collector's Club Membership - Single	\$250.00
1726	MCAD-Art Museum	Membership Fees-Art Museum	Collector's Club Membership - Couple Membership	\$400.00
1727	MCAD-Art Museum	Membership Fees-Art Museum	Business Membership	\$3,000-\$10,000 level
1728	MCAD-Art Museum	Membership Fees-Art Museum	Senior Citizen Couple	\$35.00
1729	MCAD-Art Museum	Membership Fees-Art Museum	Los Tastemakers	\$60.00
1730	MCAD-Art Museum	Facility rental fees	Entire Museum	\$10,000.00
1731	MCAD-Art Museum	Facility rental fees	Rogers Grand Lobby	\$225 /hr for up to 4 hours / \$187/hr for up to 8 hours
1732	MCAD-Art Museum	Facility rental fees	Isha Rogers Sculpture Gallery (Mezzanine)	\$225 /hr for up to 4 hours / \$187/hr for up to 8 hours
1733	MCAD-Art Museum	Facility rental fees	Ginger Francis Seminar Room	\$150/hr for up to 4 hours / \$112/hr for up to 8 hours
1734	MCAD-Art Museum	Facility rental fees	Dede Rogers Gallery	\$525/hr for up to 4 hours / \$487/hr for up to 8 hours
1735	MCAD-Art Museum	Facility rental fees	C2	\$525/hr for up to 4 hours / \$487/hr for up to 8 hours
1736	MCAD-Art Museum	Facility rental fees	EP Energy Auditorium: 2hrs. to 8 hrs.	\$500/hr for up to 4 hours / \$350/hr for up to 8 hours
1737	MCAD-Art Museum	Facility rental fees	Museum Connect: up to 2 hrs.	\$750.00 for up to 2 hours
1738	MCAD-Art Museum	Facility rental fees	Museum Connect:4hrs. to 8 hrs.	\$375/hr for up to 4 hours / \$262/hr for up to 8 hours
1739	MCAD-Art Museum	Facility rental fees	Larry Francis Board Room	\$150/hr for up to 4 hours / \$112/hr for up to 8 hours
1740	MCAD-Art Museum	Facility rental fees	Hoy Conference Room	\$150/hr for up to 4 hours / \$112/hr for up to 8 hours
1741	MCAD-Art Museum	Facility rental fees	Classrooms (each)	\$150/hr for up to 4 hours / \$112/hr for up to 8 hours
1742	MCAD-Art Museum	Facility rental fees	Outdoor Seating Area	\$525/hr for up to 4 hours / \$487/hr for up to 8 hours
1743	MCAD-Art Museum	Facility object rentals	Chairs	\$8.00 each Black chairs/ \$10.00 each White chairs
1744	MCAD-Art Museum	Facility object rentals	Tables (plastic 6' and 48' round)	\$15.00 each
1745	MCAD-Art Museum	Facility object rentals	Wood Tables (8')	\$18.00 each
1746	MCAD-Art Museum	Facility object rentals	Podium/sound system (C2 or auditorium)	\$100.00 each
1747	MCAD-Art Museum	Facility object rentals	Slide Projector (C2)	\$100.00 each
1748	MCAD-Art Museum	Facility object rentals	Tent (8' x 8', 4 available)	\$25.00 each
1749	MCAD-Art Museum	Facility object rentals	Piano	\$400.00

FY 2025 Schedule C
Departmental Fee List

Line No.	Department	Fee Description	Detail	FY 2025 Adopted Fees
1750	MCAD-Art Museum	Facility object rentals	Security Officer	\$40.00 per hour
1751	MCAD-Art Museum	Facility object rentals	Audio Visual Operator	\$40.00 per hour
1752	MCAD-Art Museum	Facility object rentals	Event staff (each)	\$40.00 per hour
1753	MCAD-Art Museum	One time use copyright release for photography	Copyright	Up to \$150 .00 per image
1754	MCAD-Art Museum	Object loan fee	Permanent Collection Lending	Up to \$250.00 per work of art
1755	MCAD-Art Museum	Teacher Workshops Fees	Program Registration	Non Member: 3hr - \$35/6 hr - \$50 Members 20% Discount of Non-Members fees
1756	MCAD-Art Museum	Exhibition Admission fees	Entry fees (Adults) - Non member	Up to \$10.00
1757	MCAD-Art Museum	Exhibition Admission fees	Entry fees (members)	Up to \$5.00
1758	MCAD-Art Museum	Art classes fees*	5 session Youth Camp (ages 6 to 13)	\$75.00 to \$95.00 for non-members/ Members 20% discount of non-member fees/ CoEP Employees 10% discount of non-member fees.
1759	MCAD-Art Museum	Art classes fees*	8 session Youth Classes (ages 6 to 13)	\$85.00 to \$120.00 non-members/ Members 20% discount of non-member fees/ CoEP Employees 10% discount of non-member fees.
1760	MCAD-Art Museum	Art classes fees*	8 session Adult Classes (ages 14 and above)	\$95.00 to \$130.00 non-members/ Members 20% discount of non-member fees/ CoEP Employees 10% discount of non-member fees.
1761	MCAD-Art Museum	Art classes fees*	6 Session Adult Classes - (ages 14 and above)	\$65 to \$95.00 non members/ Members 20% Discount of non-member fees/ Employees 10% Discount of non-member fees.
1762	MCAD-Art Museum	Art classes fees*	6 Session Youth Classes - (ages 6 to 18)	\$50 to \$95.00 non members/ Members 20% Discount of non-member fees/ Employees 10% Discount of non-member fees.
1763	MCAD-Art Museum	Art classes fees*	1-day Family Classes (ages 3 and above)	Up to \$50.00 non-members/ Members 20% discount of non-member fees/ CoEP Employees 10% discount of non-member fees.
1764	MCAD-Art Museum	Art classes fees*	1-day Youth Workshops (ages 6 to 18)	\$38.00 non members/ Members 20% Discount of non- member fees/ Employees 10% Discount of non-member fees.
1765	MCAD-Art Museum	Art classes fees*	1-day Master Class (ages 14 and above)	Up to \$60.00 non members/ Members 20% discount of non-member fees/ CoEP Employees 10% discount of non-member fees.
1766	MCAD-Art Museum	Art classes fees*	Open Studio/Class	Up to \$150.00 non-members/ Members 20% discount of non-member fees/ CoEP Employees 10% discount of non-member fees.
1767	MCAD-Art Museum	Event Fees	1 Performance/Concert Admission	Free for members/\$5.00 non-members
1768	MCAD-Art Museum	Art classes fees*	1 Day Supervised Lunch (ages 6 to 14 years), Lunch not Included	\$5.00 non members/ Members 20% Discount of non- member fees/ Employees 10% Discount of non-member fees.
1769	MCAD-Art Museum	Special programming	Tour + Studio	\$15.00 non members/ Members 20% Discount of non- member fees/ Employees 10% Discount of non-member fees.
1770	MCAD-Art Museum	Special programming	Tour + Lunch	\$15.00 non members/ Members 20% Discount of non- member fees/ Employees 10% Discount of non-member fees.
1771	MCAD-Art Museum	Art Museum/Promotional Items	Promotional Memberships/Classes	up to \$100.00 for membership, up to a \$95 value per class
1772	MCAD-Art Museum	Facility rental fees	Open Galleries	\$2,000.00
1773	MCAD-Art Museum	Facility rental fees	Mac Rogers Gallery	\$150/hr for up to 4 hours / \$112/hr for up to 8 hours
1774	MCAD-Art Museum	Facility rental fees	1st Floor Green Room	\$150/hr for up to 4 hours / \$112/hr for up to 8 hours
1775	MCAD-Art Museum	Facility rental fees	Foyer (Space in front of elevators)	\$150/hr for up to 4 hours / \$112/hr for up to 8 hours
1776	MCAD-Art Museum	Facility object rentals	Cocktail Tables	\$12.00 each
1777	MCAD-Art Museum	Facility object rentals	Linens (Black)	\$15.00 each
1778	MCAD-Art Museum	Facility object rentals	Small Portable Speaker with Microphone	\$50.00 each
1779	MCAD-Art Museum	Facility object rentals	Bar (large)	\$45.00
1780	MCAD-Art Museum	Facility object rentals	Bar (small)	\$25.00
1781	MCAD-Art Museum	Facility object rentals	Art Screens	\$15.00 per screen

FY 2025 Schedule C
Departmental Fee List

Line No.	Department	Fee Description	Detail	FY 2025 Adopted Fees
1782	MCAD-History Museum	Membership fees- History Museum	Membership Discount	10% Off Memberships During Special Promotions
1783	MCAD-History Museum	Membership fees- History Museum	History Buff - Student Discount	\$25.00
1784	MCAD-History Museum	Membership fees- History Museum	History Buff - Senior Citizen	\$25.00
1785	MCAD-History Museum	Membership fees- History Museum	History Buff - Military Discount	\$25.00
1786	MCAD-History Museum	Membership fees- History Museum	History Buff - Senior Couple	\$35.00
1787	MCAD-History Museum	Membership fees- History Museum	History Buff Family - Military Discount	\$55.00
1788	MCAD-History Museum	Membership fees- History Museum	History Buff - Individual	\$30.00
1789	MCAD-History Museum	Membership fees- History Museum	History Buff Family	\$60.00
1790	MCAD-History Museum	Membership fees- History Museum	History Maker	\$100.00
1791	MCAD-History Museum	Membership fees- History Museum	History Shaker	\$250-500
1792	MCAD-History Museum	Facility Rental Fees	1st floor orientation theatre	\$200.00 for up to 4 hrs / \$300.00 for up to 6 hrs / \$400.00 for up to 8 hrs
1793	MCAD-History Museum	Facility Rental Fees	1st floor seminar room	\$80/hour / \$240 for up to 4 hours / \$480 for up to 8 hours.
1794	MCAD-History Museum	Facility Rental Fees	1st Floor Lobby	\$600.00 for up to 4 hrs./ \$840.00 for up to 6 hrs./ \$1140.00 for up to 8 hrs.
1795	MCAD-History Museum	Facility Rental Fees	2nd floor board room	\$200.00 for up to 4 hrs / \$300.00 for up to 6 hrs / \$400.00 for up to 8 hrs
1796	MCAD-History Museum	Facility Rental Fees	2nd floor Escuelita	\$120.00 for up to 4 hrs./ \$170.00 for up to 6 hrs./ \$210.00 for up to 8 hrs.
1797	MCAD-History Museum	Facility Rental Fees	2nd Floor lobby	\$600.00 for up to 4 hrs./ \$840.00 for up to 6 hrs./ \$1140.00 for up to 8 hrs.
1798	MCAD-History Museum	Facility Rental Fees	Outdoor Garden Terrace	\$600.00 for up to 4 hrs./ \$840.00 for up to 6 hrs./ \$1140.00 for up to 8 hrs.
1799	MCAD-History Museum	Facility Rental Fees	Digital Wall Pavilion	\$600.00 for up to 4 hrs./ \$840.00 for up to 6 hrs./ \$1140.00 for up to 8 hrs.
1800	MCAD-History Museum	Facility Rental Fees	Entire 1st Floor	\$1,800.00 for 4 hrs / \$3,200.00 for 8 hrs
1801	MCAD-History Museum	Facility Rental Fees	Entire 2nd Floor	\$1,500.00 for 4 hrs / \$3,000.00 for 8 hrs
1802	MCAD-History Museum	Facility Rental Fees	First Floor Gallery	\$900.00 for 4 hrs / \$1,300.00 for 8 hrs
1803	MCAD-History Museum	Facility Rental Fees	Entire Museum.	\$4,000.00 for 4 hrs / \$8,000.00 for 8 hrs
1804	MCAD-History Museum	Facility Object Rental Fees	Chairs	\$2.00 each
1805	MCAD-History Museum	Facility Object Rental Fees	Table (5' rectangular)	\$10.00 per table
1806	MCAD-History Museum	Facility Object Rental Fees	Tables (round)	\$15.00 per table
1807	MCAD-History Museum	Facility Object Rental Fees	Sound system (includes 2 speakers, Mixer, and 2 microphones)	\$100.00
1808	MCAD-History Museum	Facility Object Rental Fees	Security Officer (each)	\$40.00/hour per officer
1809	MCAD-History Museum	Facility Object Rental Fees	Event staff (each)	\$40.00/hour per staff person
1810	MCAD-History Museum	Instructional Fees	5 Day History Camps	\$60.00 members / \$75.00 non members / \$68.00 employees
1811	MCAD-History Museum	Instructional Fees	5 Day, half-day History Camps	\$30.00 members / \$38.00 non members / \$35.00 employees
1812	MCAD-History Museum	Instructional Fees	Special Event workshop	Up to \$100.00 non members/ Members 20% Discount of non-member fees/ CoEP Employees 10% Discount of non-member fees.
1813	MCAD-History Museum	Instructional Fees	4 Session Parent/Child Craft Classes	\$40.00 members / \$50.00 non members / \$45.00 employees
1814	MCAD-History Museum	Instructional Fees	6 Session Adult Classes - (ages 14 and above)	\$50.00 members / \$60.00 non members / \$55.00 employees
1815	MCAD-History Museum	Instructional Fees	1-Day Adult Workshop	\$45.00 members / \$55.00 non members / \$49.00 employees
1816	MCAD-History Museum	Instructional Fees	1-Day Youth Workshop	\$15.00 for members / \$19.00 for non-members / \$17.00 employees
1817	MCAD-History Museum	Instructional Fees	Special programming	\$5.00 for members / \$10.00 for non-members / \$9.00 employees
1818	MCAD-History Museum	Instructional Fees	Tour Fees -Special hands on programs for school groups	\$2.00 per student plus cost of program materials. Non-residential - \$4.00 per student plus cost of program materials

FY 2025 Schedule C
Departmental Fee List

Line No.	Department	Fee Description	Detail	FY 2025 Adopted Fees
1819	MCAD-History Museum	Instructional Fees	Tour Fees -Special history tours of El Paso	Members - \$25.00 for up to 4 hrs. / Non-members - \$40.00 for up to 4 hrs./ Employees - \$36.00 for up to 4 hrs./ Non-residential-\$60.00 for up to 4 hrs.
1820	MCAD-History Museum	Exhibition rental fees	Permanent Collection/Curated In-house	\$500 min to \$10,000 max
1821	MCAD-History Museum	Exhibition rental fees	One time use copyright releases for photography	Up to \$75.00 per image
1822	MCAD-History Museum	Event Fees	Fees for lectures	\$5.00 for members / \$10.00 for non-members/ \$10.00 for non-residential
1823	MCAD-History Museum	Event Fees	Fees for events	Free for members/\$5.00 non-members
1824	MCAD-Archeology Museum	Membership fees- Archeology Museum	Teacher/Military/Senior	\$25.00
1825	MCAD-Archeology Museum	Membership fees- Archeology Museum	Student	\$20.00
1826	MCAD-Archeology Museum	Membership fees- Archeology Museum	Individual	\$30.00
1827	MCAD-Archeology Museum	Membership fees- Archeology Museum	Family	\$45.00
1828	MCAD-Archeology Museum	Membership fees- Archeology Museum	Military Family	\$40.00
1829	MCAD-Archeology Museum	Membership fees- Archeology Museum	Folsom	\$100.00
1830	MCAD-Archeology Museum	Membership fees- Archeology Museum	Clovis	\$250.00
1831	MCAD-Archeology Museum	Membership fees- Archeology Museum	Keystone	\$500.00
1832	MCAD-Archeology Museum	Membership fees- Archeology Museum	Chert (Corporate circle)	\$1,000.00
1833	MCAD-Archeology Museum	Facility Rental Fees	Entire Museum.	\$500.00 for up to 4 hrs./\$750.00 for up to 6 hrs./\$1,250.00 for up to 8 hrs.
1834	MCAD-Archeology Museum	Facility Rental Fees	Auditorium Gallery	\$240.00 for up to 4 hrs./ \$360.00 for up to 6 hrs./ \$480.00 for up to 8 hrs.
1835	MCAD-Archeology Museum	Facility Rental Fees	Gazebo	\$240.00 for up to 4 hrs./ \$360.00 for up to 6 hrs./ \$480.00 for up to 8 hrs.
1836	MCAD-Archeology Museum	Facility Rental Fees	Lab Room	\$120.00 for up to 4 hrs./ \$170.00 for up to 6 hrs./ \$210.00 for up to 8 hrs.
1837	MCAD-Archeology Museum	Facility Object Rental Fees	Security Officer (each)	\$30.00/hour
1838	MCAD-Archeology Museum	Facility Object Rental Fees	Audio Visual Operator (each)	\$30.00/hour
1839	MCAD-Archeology Museum	Facility Object Rental Fees	Event staff (each)	\$40.00/hour
1840	MCAD-Archeology Museum	Instructional Fees	Camp Fees for all camps (per child up to age to 14)	Up to \$55.00 for members/up to \$70.00 for non-members/up to \$70.00 for non-residents/ up to \$63.00 for employees
1841	MCAD-Archeology Museum	Instructional Fees	Parent/child workshop (1 parent and up to 2 children)	Up to \$25.00 for members/Up to \$35.00 non-members/Up to \$35.00 non-residents/Up to \$31.00 employees
1842	MCAD-Archeology Museum	Instructional Fees	Child workshop (ages 6-17)	Up to \$20.00 for members/Up to \$35.00 non-members/Up to \$35.00 non-residents/Up to \$31.00 employees
1843	MCAD-Archeology Museum	Instructional Fees	Adult workshops (ages 18 and older)	Up to \$50.00 for members plus materials cost/Up to \$75.00 for non-members plus materials cost/Up to \$75.00 for non-members plus materials cos/Up to \$67.00 for employees plus materials cost
1844	MCAD-Archeology Museum	Instructional Fees	Conference Fees	\$35.00 + material fee per person-pre registration/\$45.00 + material fee per person at the door/\$28.00 + material fee for students w/ID/ \$55.00 + material fee per person-pre registration for non residents/\$40.00 + material fee for employees
1845	MCAD-Archeology Museum	Event Fees	Museum special events fees (per person)	Members up to \$60.00 per person/ Non members up to \$95.00/ Non residents up to \$95.00
1846	MCAD-Archeology Museum	Instructional Fees	Creative workshops	Up to \$25.00 for up to 4 hours for members, up to \$40.00 for up to 4 hours for non-members, up to \$40.00 for up to 4 hours for non-residents, \$36.00 for up to 4 hours for employees
1847	MCAD-Archeology Museum	Tour Fees	Archeological tours - in El Paso County	\$50.00 for up to 8 hours and \$25.00 for up to 4 hours for members; \$80.00 for up to 8 hours and \$40.00 for up to 4 hours for non-members
1848	MCAD-Archeology Museum	Tour Fees	Archeological tours - outside of El Paso	Cost + 15% administration costs
1849	MCAD-Archeology Museum	Facility Object Rental Fees	Chairs	\$2.00 each
1850	MCAD-Archeology Museum	Facility Object Rental Fees	Table (6' rectangular)	\$10.00 per table
1851	MCAD-Archeology Museum	Facility Object Rental Fees	Tables (3' cocktail round)	\$10.00 per table

FY 2025 Schedule C
Departmental Fee List

Line No.	Department	Fee Description	Detail	FY 2025 Adopted Fees
1852	MCAD-Archeology Museum	Facility Object Rental Fees	Sound system (includes 1 speakers, Mixer, and 1 microphone)	\$75.00
1853	MCAD-Archeology Museum; MCAD-History Museum	Event Fees	Vendor fees for onsite commercial vendors	Up to \$60.00 members/Up to \$100.00 non-members/Up to \$100.00 non-residents
1854	MCAD-Archeology Museum; MCAD-History Museum	Instructional Fees	One Day Camp Fee (per child up to age of 14)	Up to \$15.00 members/Up to \$20.00 non-members/Up to \$20.00 non-residents/Up to \$18.00 employees
1855	MCAD-Archeology Museum; MCAD-History Museum	Object loan fee	Permanent Collection Lending	Up to \$100.00 per object
1856	MCAD-Archeology Museum; MCAD-History Museum; MCAD Art Museum	Event Fees	Admission Fees to special art, culture and heritage events, competitions and/or programs	\$1.00 to \$100.00 per person; up to \$1.05 per person for non residents
1857	MCAD-Cultural Affairs Division	Miscellaneous non-operating revenues	Vendor booth fees for cultural and heritage tourism events	Up to \$900.00 per booth for food, arts & crafts vendors/ Up \$1,000 per booth for food, arts & crafts non resident vendors
1858	Museum and Cultural Affairs Department - Public Art	Miscellaneous non-operating revenues	Application Fee for request to customize illumination of Artwork called 1-10 corridor aesthetic improvement project	\$50 / \$45 non-profit
1859	MCAD-Museums Division	Miscellaneous non-operating revenues	Object loan fee- Non-profit institution (US) with 6 months notice	First object - \$150.00 per object/per venue; each additional object - \$50.00/venue; with less than six months notice
1860	MCAD-Museums Division	Miscellaneous non-operating revenues	Object loan fee- Non-profit institution (US) without 6 months notice	First Object - \$250 per object/per venue; each additional object - \$200/venue
1861	MCAD-Museums Division	Miscellaneous non-operating revenues	Object loan fee- Non-profit institution (Foreign) with 9 months notice	First object - \$300.00 per object/per venue; each additional object - \$200.00/venue
1862	MCAD-Museums Division	Miscellaneous non-operating revenues	Object loan fee- Non-profit institution (Foreign) without 9 months notice	First object - \$400.00 per object/per venue; each additional object - \$300.00/venue
1863	MCAD-Museums Division	Miscellaneous non-operating revenues	Object loan fee- For-profit institution (US) with a minimum of 6 months notice	First object - \$500.00 per object/per venue; each additional object - \$400.00/venue
1864	MCAD-Museums Division	Miscellaneous non-operating revenues	Object loan fee- For-profit institution (US) with less than 6 months notice	First object - \$750.00 per object/per venue; each additional object - \$650.00/venue
1865	MCAD-Museums Division	Miscellaneous non-operating revenues	Object loan fee- For-profit institution (foreign) with 9 months notice	First object - \$1,500.00 per object/per venue; each additional object - \$1,400.00/venue
1866	MCAD-Museums Division	Miscellaneous non-operating revenues	Object loan fee- For-profit institution (foreign) without 9 months notice	First object - \$2,500.00 per object/per venue; each additional object - \$2,400.00/venue
1867	MCAD-Museums Division	Miscellaneous non-operating revenues	Fees for exhibitions organized by the El Paso Museum of Art, El Paso Museum of Archaeology or El Paso Museum of History	Package off/ from 5 to 200 objects including framing, educational material, and graphics - \$5,000 to \$40,000
1868	MCAD-Museums Division	Miscellaneous non-operating revenues	Fees for extended loans (over one year)	\$100.00 per object/per year up to \$5,001.00
1869	MCAD- Mexican American American Cultural Center	Event Fees	MACC: Vendor fees for onsite commercial vendors	Up to \$60.00 dollars residents; Up to \$100.00 non-residents
1870	MCAD- Mexican American American Cultural Center	Event Fees	MACC: Admission-based to special art, culture and heritage events, competitions and/or programs	\$1.00 to \$100.00 per person; up to \$5 to \$150 per person for non residents
1871	MCAD- Mexican American American Cultural Center	Event Fees	MACC: Fees for lectures	\$5.00 for members / \$10.00 for non-residential
1872	MCAD- Mexican American American Cultural Center	Event Fees	MACC: Fees for Events	\$5.00 for residents; \$10/ for non-residents
1873	MCAD- Mexican American American Cultural Center	Facility Object Rentals	MACC: Security Officer (each)	\$40.00/hour per officer
1874	MCAD- Mexican American American Cultural Center	Facility Object Rentals	MACC: Event staff (each)	\$40.00/hour per staff person
1875	MCAD- Mexican American American Cultural Center	Facility Object Rentals	MACC: Chairs	\$8.00 each Black chairs
1876	MCAD- Mexican American American Cultural Center	Facility Object Rentals	MACC: Tables (plastic 6' and 48' round)	\$15.00 each
1877	MCAD- Mexican American American Cultural Center	Facility Object Rentals	MACC: Tablecloths	\$10 each
1878	MCAD- Mexican American American Cultural Center	Facility Object Rentals	MACC: Podium/sound system (Auditorium/blackbox)	\$100.00 each
1879	MCAD- Mexican American American Cultural Center	Facility Object Rentals	MACC: Projector	\$100.00 each
1880	MCAD- Mexican American American Cultural Center	Facility Object Rentals	MACC: Tent (10' x 10', 2 available)	\$25.00 each
1881	MCAD- Mexican American American Cultural Center	Facility Object Rentals	MACC: Security Officer	\$40.00 per hour
1882	MCAD- Mexican American American Cultural Center	Facility Object Rentals	MACC: Audio Visual Operator	\$40.00 per hour

FY 2025 Schedule C
Departmental Fee List

Line No.	Department	Fee Description	Detail	FY 2025 Adopted Fees
1883	MCAD- Mexican American American Cultural Center	Facility Object Rentals	MACC: Event staff (each)	\$40.00 per hour
1884	MCAD- Mexican American American Cultural Center	Facility Object Rentals	MACC: Cocktail Tables	\$12.00 each
1885	MCAD- Mexican American American Cultural Center	Facility Object Rentals	MACC: Linens (Black)	\$15.00 each
1886	MCAD- Mexican American American Cultural Center	Facility Object Rentals	MACC: Small Portable Speaker with Microphone	\$50.00 each
1887	MCAD- Mexican American American Cultural Center	Facility Object Rentals	MACC: Portable Art Walls	\$25.00 per wall
1888	MCAD- Mexican American American Cultural Center	Facility Rental Fees	MACC: MACC Lobby	\$225 /hr for up to 4 hours / \$450/hr for up to 8 hours
1889	MCAD- Mexican American American Cultural Center	Facility Rental Fees	MACC: Stepped Terrace LED Screen	\$125 /hr for up to 4 hours / \$75/hr for up to 8 hours
1890	MCAD- Mexican American American Cultural Center	Facility Rental Fees	MACC: Seminar Room	\$150/hr for up to 4 hours / \$300/hr for up to 8 hours
1891	MCAD- Mexican American American Cultural Center	Facility Rental Fees	MACC: MACC Gallery	up to \$525/hr for up to 4 hours / up to \$1050/hr for up to 8 hours
1892	MCAD- Mexican American American Cultural Center	Facility Rental Fees	MACC Auditorium: 2hrs. to 8 hrs.	up to \$500/hr for up to 4 hours / up to \$1000/hr for up to 8 hours
1893	MCAD- Mexican American American Cultural Center	Facility Rental Fees	MACC: Community Gallery: up to 2 hrs.	up to \$275
1894	MCAD- Mexican American American Cultural Center	Facility Rental Fees	MACC: Community Gallery:4hrs. to 8 hrs.	\$100/hr for up to 4 hours / \$75/hr for up to 8 hours
1895	MCAD- Mexican American American Cultural Center	Facility Rental Fees	MACC: Teaching Kitchen: 4hrs. to 8 hrs.	\$400/hr for up to 4 hours / \$375/hr for up to 8 hours
1896	MCAD- Mexican American American Cultural Center	Facility Rental Fees	MACC: Board Room	\$150/hr for up to 4 hours / \$100/hr for up to 8 hours
1897	MCAD- Mexican American American Cultural Center	Facility Rental Fees	MACC: Conference Room	\$150/hr for up to 4 hours / \$100/hr for up to 8 hours
1898	MCAD- Mexican American American Cultural Center	Facility Rental Fees	MACC: Classrooms (each)	\$150/hr for up to 4 hours / \$75/hr for up to 8 hours
1899	MCAD- Mexican American American Cultural Center	Facility Rental Fees	MACC: Recording Studio	\$75/hr for up to 4 hours; \$55/hr for up to 8 hours
1900	MCAD- Mexican American American Cultural Center	Facility Rental Fees	MACC: Recording Studio AV/Engineer	\$40/hr for up to 4 hours - 8hrs
1901	MCAD- Mexican American American Cultural Center	Facility Rental Fees	MACC: Black Box Theatre - Meeting Space	Up to \$300/hr for up to 4 hours; up to \$250 for up to 8 hours
1902	MCAD- Mexican American American Cultural Center	Facility Rental Fees	MACC: Black Box Theatre- Production	up to \$500/hr for up to 4 hours / up to \$375/hr for up to 8 hours
1903	MCAD- Mexican American American Cultural Center	Facility Rental Fees	MACC: Roof-Top Café	up to \$500/hr for up to 4 hours / up to \$1000/hr for up to 8 hours
1904	MCAD- Mexican American American Cultural Center	Facility Rental Fees	MACC: Maker Studios	\$150/hr for up to 4 hours / \$112/hr for up to 8 hours
1905	MCAD- Mexican American American Cultural Center	Facility Rental Fees	MACC: Digital Art Studio/ Media Arts workshop	\$150/hr for up to 4 hours / \$100/hr for up to 8 hours
1906	MCAD- Mexican American American Cultural Center	Facility Rental Fees	MACC: Hands On Art Studio	\$150/hr for up to 4 hours / \$100/hr for up to 8 hours
1907	MCAD- Mexican American American Cultural Center	Facility Rental Fees	MACC: Entire Facility	\$6,000.00 for 4 hrs / \$10,000.00 for 8 hrs
1908	MCAD- Mexican American American Cultural Center	Instructional Fees	MACC: One Day Camp Fee (per child up to age of 14)	Up to \$25.00/Up to \$50.00 non-residents/Up to \$20 employees
1909	MCAD- Mexican American American Cultural Center	Instructional Fees	MACC: Creative workshops	Up to \$50 for up to 4 hours for residents, up to \$75 for up to 4 hours for non-residents, \$30 for up to 4 hours for employees
1910	MCAD- Mexican American American Cultural Center	Instructional Fees	MACC: Cooking/Tasting Classes and supplies	up to \$100 per person
1911	MCAD- Mexican American American Cultural Center	Instructional Fees	MACC: Dance Classes	up to \$50 per person
1912	MCAD- Mexican American American Cultural Center	Instructional Fees	MACC: Maker Space Classes	up to \$50 per person
1913	MCAD- Mexican American American Cultural Center	Instructional Fees	MACC: Theatre/Acting Classes	up to \$50 per person
1914	MCAD- Mexican American American Cultural Center	Instructional Fees	MACC: 5 Day Culture Camps	\$60.00 residents / \$75.00 non residents / \$50.00 employees
1915	MCAD- Mexican American American Cultural Center	Instructional Fees	MACC: 5 Day, half-day Culture Camps	\$30.00 residents / \$38.00 non residents / \$25.00 employees
1916	MCAD- Mexican American American Cultural Center	Instructional Fees	MACC: Special Event workshop	Up to \$100.00 residents/ up to \$150 nonresidents
1917	MCAD- Mexican American American Cultural Center	Instructional Fees	MACC: 4 Session Parent/Child Craft Classes	\$40.00 residents / \$50.00 residents / \$40.00 employees
1918	MCAD- Mexican American American Cultural Center	Instructional Fees	MACC: 6 Session Adult Classes - (ages 14 and above)	\$50.00 residents/ \$60.00 nonresidents / \$45.00 employees
1919	MCAD- Mexican American American Cultural Center	Instructional Fees	MACC: 1-Day Adult Workshop	\$45.00 residents / \$55.00 non-residents / \$25.00 employees
1920	MCAD- Mexican American American Cultural Center	Instructional Fees	MACC: 1-Day Youth Workshop	\$15.00 for residents / \$20.00 for non-residents/ \$10.employees

FY 2025 Schedule C
Departmental Fee List

Line No.	Department	Fee Description	Detail	FY 2025 Adopted Fees
1921	MCAD- Mexican American American Cultural Center	Event Fees	MACC: Tour Fees -Special history tours of El Paso Cultural Sites	Residents - \$25.00 for up to 4 hrs. / Non-residents - \$40 for up to 4 hrs./ Employees - \$36.00 for up to 4 hrs.
1922	MCAD- Mexican American American Cultural Center	Event Fees	MACC: Tour Fees -Special hands on programs for school groups	\$2.00 per student plus cost of program materials. Non-residential - \$4.00 per student plus cost of program materials
1923	MCAD- Mexican American American Cultural Center	Event Fees	MACC: Special Event workshop	Up to \$100.00 residents/ up to \$150 nonresidents
1924	MCAD- Mexican American American Cultural Center	Instructional Fees	MACC: 4 Session Parent/Child Craft Classes	\$40.00 residents / \$50.00 nonresidents / \$30.00 employees
1925	MCAD- Mexican American American Cultural Center	Instructional Fees	Instructional Fees- MACC: 6 Session Adult Classes - (ages 14 and above)	\$50.00 residents/ \$60.00 non-residents/ \$50.00 employees
1926	MCAD- Mexican American American Cultural Center	Instructional Fees	MACC: 1-Day Adult Workshop	\$45.00 residents/ \$55.00 non-residents / \$45.00 employees
1927	MCAD- Mexican American American Cultural Center	Instructional Fees	MACC: 1-Day Youth Workshop	\$15.00 for non-residents / \$19.00 for non-residents / \$57.00 employees
1928	MCAD- Mexican American American Cultural Center	Event Fees	MACC: Special programming	\$5.00 for residents / \$10.00 for non-residents / \$5 employees
1929	MCAD- Mexican American American Cultural Center	Event Fees	MACC: Program Registration	3hr - \$35/6 hr - \$50
1930	MCAD- Mexican American American Cultural Center	Membership Fees	MACC: MACC Compadres/Comadres	Up to \$500
1931	MCAD- Mexican American American Cultural Center	Membership Fees	MACC: MACC Compadres/Comadres	10% discount on MACC classes, programs, activities
1932	MCAD - El Paso Museum of History / Archaeology	Event Fees	Admission Fees to special art, culture and heritage events, competitions and/or programs and exhibits	Up to \$50.00 for up to 8 hours for nonprofit organizations; up to \$100.00 for up to 8 hours for for-profit organizations
1933	Aviation	FTZ Transaction Fees	Transaction Fee	\$20.00
1934	Aviation	FTZ Transaction Fees	High Volume Admissions 0-150	\$20.00
1935	Aviation	FTZ Transaction Fees	High Volume Admissions 151-300	\$17.00
1936	Aviation	FTZ Transaction Fees	High Volume Admissions > 301	\$15.00
1937	Aviation	FTZ Transaction Fees	Blanket Admission	\$150.00
1938	Aviation	FTZ Transaction Fees	Training Seminar	\$250.00
1939	Aviation	FTZ Transaction Fees	Weekly Transportation and Exportation	\$50.00
1940	Aviation	FTZ Transaction Fees	Weekly Entry	\$50.00
1941	Aviation	FTZ Transaction Fees	Direct Delivery Admission, Daily cumulative 214	\$100.00
1942	Aviation	FTZ Transaction Fees	Direct Delivery Admission, Subsequent 214	\$20.00
1943	Aviation	FTZ Transaction Fees	Cartage Document Fee	\$20.00
1944	Aviation	FTZ Transaction Fees	Application Fee, Subzone	\$10,000.00
1945	Aviation	FTZ Transaction Fees	Application Fee, New General Purpose Site (Minor Boundary Modification)	\$3,000.00
1946	Aviation	FTZ Transaction Fees	Application Fee, Expansion Site (Magnet)	\$5,000.00
1947	Aviation	FTZ Transaction Permit	Activation Fee, General Purpose Site	\$2,000.00
1948	Aviation	FTZ Transaction Permit	Activation, Sub-Zone Fee	\$5,000.00
1949	Aviation	FTZ Transaction Permit	Alteration Request	\$500.00
1950	Aviation	FTZ Transaction Permit	Annual Subzone Fee, per Site in GP Zone	\$20,000.00
1951	Aviation	FTZ Transaction Permit	Annual Subzone Fee, per Site outside GP Zone	\$20,000.00
1952	Aviation	FTZ Transaction Permit	Annual Fee, Manufacturing Operator	\$15,000.00
1953	Aviation	FTZ Transaction Permit	Annual Fee, Distribution Site Operator	\$20,000.00
1954	Aviation	FTZ Transaction Permit	Annual Fee, FTZ User/Operator (Reduced by total yearly Transaction Fees) (Minimum is \$0)	\$2,000.00
1955	Aviation	FTZ Event Fees	Admission fee for special events, per person)	up to \$200.00
1956	Aviation	Vendor Booth Fees	Vendor fees for onsite commercial vendors	up to \$500.00
1957	Aviation	Event Sponsor Fees	Custom sponsorship packages may include, but are not limited to: booth space, table and chair usage, ability to hand out marketing materials or goodies, tickets to the event, website and/or map advertising, in-kind, acknowledgment as sponsor on: event banner, press releases, event programs, map inserts, in email and social media, TV, radio, internet, billboards, flyers, and/or posters.	\$250.00 to 15,000.00
1958	Aviation	FTZ Transaction Fees	FTZ Consulting Fee - Hourly	\$200.00
1959	Aviation	FTZ Transaction Fees	Business Analysis Fee - Hourly	\$200.00
1960	Aviation	Customer Facility Charge	Fee imposed by the City of El Paso and collected by On-Airport Car Rental Concessionaires on a per transaction day basis.	\$3.50 per transaction day
1961	Aviation	Aircraft Parking (Dead Storage)	Under 80,000 lbs.	\$30.00/day
1962	Aviation	Aircraft Parking (Dead Storage)	Over 80,000 lbs.	\$100.00/day
1963	Aviation	Aircraft Parking (RON)	Remain Overnight (RON) Aircraft Parking	\$20.00/day
1964	Aviation	Ground Service Equipment Parking	Rental of Parking Area for Airline Ground Service Equipment	\$2.70 per Square Foot per Year

FY 2025 Schedule C
Departmental Fee List

Line No.	Department	Fee Description	Detail	FY 2025 Adopted Fees
1965	Aviation	Fuel Flowage Fees	Fuel Flowage Fees	\$0.08 per gallon
1966	Aviation	Annual Shuttle Service Permit	Application	\$150.00 per vehicle
1967	Aviation	Off-Airport Rental Car Permit	Off-Airport Rental Car Permit	10% gross receipts
1968	Aviation	Annual Taxicab Permit	Annual Taxicab Permit	\$250.00 per vehicle or \$20.83/mo.
1969	Aviation	Cost Recovery Rates	SIDA Badge Issue	\$110.00
1970	Aviation	Cost Recovery Rates	AOA Badge Issue	\$45.00
1971	Aviation	Cost Recovery Rates	AOA Badge Renewal	\$35.00
1972	Aviation	Cost Recovery Rates	SIDA/ Sterile area badge renewal	\$70.00
1973	Aviation	Cost Recovery Rates	Reimbursement for Lost Not Returned Badges	\$110.00
1974	Aviation	Cost Recovery Rates	Daily Terminal Rental Rate (Non-Signatory) - Terminal Rate (Non-Signatory) divided by 360 days X Number of Rented Square Feet = Daily Terminal Rental Rate	Will be based on Rates & Charges
1975	Aviation	Cost Recovery Rates	Gate Use Fee Charge per Turn Around	\$125.00
1976	Aviation	Cost Recovery Rates	International Arrivals Area Charge per Deplaned International Passenger	Will be based on Rates & Charges
1977	Aviation	Cost Recovery Rates	Administrative Charge for Work Completed by the El Paso International Airport.	Work completed by El Paso International Airport on behalf of airport tenants will be assessed an administrative charge of \$40.00 when the costs for such work exceeds \$100.00.
1978	Aviation	Cost Recovery Rates	Commercial Air Carriers Parking Fees	\$35.00 Per Year per Vehicle
1979	Aviation	Public Parking Short Term (ST)	ST 0 – 10 min.	Free
1980	Aviation	Public Parking Short Term (ST)	ST 11 min – 1 hr.	\$1.00
1981	Aviation	Public Parking Short Term (ST)	ST Each Additional Hour	\$1.00
1982	Aviation	Public Parking Short Term (ST)	ST Max each 24 hrs.	\$17.00
1983	Aviation	Public Parking Long Term (LT)	LT 0 – 10 min	Free
1984	Aviation	Public Parking Long Term (LT)	LT 11 min. - 1 hr.	\$1.00
1985	Aviation	Public Parking Long Term (LT)	LT Each Additional Hour	\$1.00
1986	Aviation	Public Parking Long Term (LT)	LT Max. each 24 hrs.	\$7.00
1987	Aviation	Oversized Vehicle Parking Fee	Fee for parking of oversized vehicles such as motor homes, buses, utility vehicles, etc.	Double the otherwise applicable Public Parking Short Term & Long Term Parking Fee
1988	Aviation	Premium Parking Fee	Reserved Parking Space	\$20.00 per day
1989	Aviation	Transportation-for-hire TNC Vehicle Fee	Transportation-for-hire Trip Fee / Per TNC Trip Originating or Ending at the Airport	\$2.00 per trip
1990	Aviation	Cost Recovery Rates	Daily Cargo Building Rental Rate - Cargo Building Rate divided by 360 days X Number of Rented Square Feet = Daily Cargo Building Rental Rate	\$0.0221 per square foot per day
1991	Aviation	Cost Recovery Rates	Daily Cargo fee	Up to 4 hours - \$91.71 4 Hours to 24 Hours - \$183.43
1992	Aviation	Digital Welcome message fee		up to \$500
1993	Aviation	FTZ Transaction Fees: Software Integration Fee		\$2,500.00
1994	Aviation	FTZ Transaction Permit: Annual Subzone Fee, per Site in GP Zone - 2nd Site		\$15,000.00
1995	Aviation	FTZ Transaction Permit: Annual Subzone Fee, per Site in GP Zone - 3rd to 10th Site (each)		\$10,000.00
1996	Aviation	FTZ Transaction Fees: Onsite Training Session		\$1,000.00
1997	Aviation	FTZ Transaction Permit: Annual Subzone Fee, per Site outside GP Zone - 2nd Site		\$15,000.00
1998	Aviation	FTZ Transaction Permit: Annual Subzone Fee, per Site outside GP Zone - 3rd to 10th Site (each)		\$10,000.00
1999	Aviation	FTZ Transaction Permit: Annual Fee, FTZ Startup Distribution Site Operator (First Year)		\$8,000.00
2000	Public Health	FOOD		
2001	Public Health	Temporary Establishment	Exposed or Unexposed Food	\$79.00 plus applicable tech fee
2002	Public Health	Recurrent Establishment	Exposed or Unexposed Food	\$265.00 plus applicable tech fee
2003	Public Health	Seasonal Establishment	Exposed or Unexposed Food	\$158.00
2004	Public Health	Home Child Care Facility	12 or less	\$79.00
2005	Public Health	Day Care Center	More Than 12 Recipients	\$170.00
2006	Public Health	Charitable/Non-Profit Organization	Exempt from permit and license fees.	EXEMPT
2007	Public Health	Mobile Food Establishment	Exposed Food or Unexposed Food	\$163.00
2008	Public Health	Kiosk Service	Kiosk Service for new permits	\$105.00

FY 2025 Schedule C
Departmental Fee List

Line No.	Department	Fee Description	Detail	FY 2025 Adopted Fees
2009	Public Health	Food Service Establishment Food Product Establishment	Under 3,000 Square Feet	\$174.00
2010	Public Health	Food Service Establishment Food Product Establishment - Late Fee on permits past 30 days from expiration date	20% of renewal fee with a license expiration date of one year from original expiration date	\$174.00 plus 20% late fee
2011	Public Health	Food Service Establishment Food Product Establishment	3,001 To 6,000 Square Feet	\$344.00 plus applicable tech fee
2012	Public Health	Food Service Establishment Food Product Establishment - Late Fee on permits past 30 days from expiration date	20% of renewal fee with a license expiration date of one year from original expiration date	\$344.00 plus 20% late fee
2013	Public Health	Food Service Establishment Food Product Establishment	6,001 To 9,000 Square Feet	\$515.00 plus applicable tech fee
2014	Public Health	Food Service Establishment Food Product Establishment - Late Fee on permits past 30 days from expiration date	20% of renewal fee with a license expiration date of one year from original expiration date	\$515.00 plus 20% late fee
2015	Public Health	Food Service Establishment Food Product Establishment	9,001 Or More Square Feet	\$685.00 plus applicable tech fee
2016	Public Health	Food Service Establishment Food Product Establishment - Late Fee on permits past 30 days from expiration date	20% of renewal fee with a license expiration date of one year from original expiration date	\$685.00 plus 20% late fee
2017	Public Health	Outdoor Market	Outdoor produce sales	\$163.00 plus applicable tech fee
2018	Public Health	Adult Foster Care Home/Private Care Home	4 Or Less Care Recipients	\$79.00
2019	Public Health	Personal Care Home	5-8 Care Recipients	\$105.00
2020	Public Health	Personal Care Home	9-18 Care Recipients	\$158.00
2021	Public Health	Booklets	Chapter 9.12	\$5.00
2022	Public Health	Booklets	Texas Food Establishment Rules	\$10.00
2023	Public Health	Plan Review	Under 3,000 Square Feet	\$105.00 plus applicable tech fee
2024	Public Health	Plan Review	3,001 To 6,000 Square Feet	\$158.00 plus applicable tech fee
2025	Public Health	Plan Review	6,001 To 9,000 Square Feet	\$210.00 plus applicable tech fee
2026	Public Health	Plan Review	More Than 9,000 Square Feet	\$263.00 plus applicable tech fee
2027	Public Health	Plan Review	Facility Remodel	\$105.00
2028	Public Health	Plan Review Fee Plus Expedited Fee	Within 3 to 7 business days	Applicable plan review fee plus \$158
2029	Public Health	Administrative Change Fee	Change in business name, change in equipment, significant change in menu, and/or other deviation from original application with no change in ownership	\$105.00
2030	Public Health	Site Assessment	Under 200 Sq. Ft-No Potentially Hazardous Food, Mobile, Recurrent, Outdoor Market, Home Day Care, Adult, Foster Or Personal Care. Meat establishment/warehouse/food processing plant under direct supervision of an authorized Federal or State inspection agency.	\$47.00 plus applicable tech fee
2031	Public Health	Site Assessment	Under 3,000 Square Feet	\$105.00 plus applicable tech fee
2032	Public Health	Site Assessment	3,001 To 6,000 Square Feet	\$158.00 plus applicable tech fee
2033	Public Health	Site Assessment	6,001 To 9,000 Square Feet,	\$210.00 plus applicable tech fee
2034	Public Health	Site Assessment	More Than 9,000 Square Feet	\$263.00 plus applicable tech fee
2035	Public Health	Re-Inspection Fee	Re-Inspection	\$85.00 plus applicable tech fee
2036	Public Health	Food Establishment Permit	Duplicate	\$15.00
2037	Public Health	Food Handler/Manager	Duplicate	\$15.00
2038	Public Health	Signs	Ground Meat	N/C
2039	Public Health	Signs	Hand wash	N/C
2040	Public Health	Signs	Oyster	N/C
2041	Public Health	Signs	Buffet	N/C
2042	Public Health	Signs	Smoking	N/C
2043	Public Health	Signs	Food Safety (Restrooms)	N/C
2044	Public Health	Application Annual Processing Fee		\$59.00
2045	Public Health	Condemnation Fee	501 Lbs. To 1,000 Lbs.	N/C
2046	Public Health	Condemnation Fee	1,001 To 3,000 Lbs.	\$105.00
2047	Public Health	Condemnation Fee	3,001 To 5,000 Lbs.	\$210.00
2048	Public Health	Condemnation Fee	5,001 To 10,000 Lbs.	\$315.00
2049	Public Health	Condemnation Fee	10,001 To 25,000 Lbs.	\$420.00
2050	Public Health	Condemnation Fee	25,001 To 40,000 Lbs.	\$525.00
2051	Public Health	Condemnation Fee	Over 40,000 Lbs.	\$630.00
2052	Public Health	HACCP Plan Review	HACCP plan provided by establishment for review by Department	\$105.00
2053	Public Health	Temporary Expedited Services (Application Submitted Less Than 72 hours Prior to Start of Event) - does not include required temporary permit fee	Expedited processing	\$158.00
2054	Public Health	Food Handler/Food Manager Badge ID	Badge ID Duplicate/Replacement	\$5.00

FY 2025 Schedule C
Departmental Fee List

Line No.	Department	Fee Description	Detail	FY 2025 Adopted Fees
2055	Public Health	Food Handler Internet Course	Internet course with badge ID/certificate	\$10.00
2056	Public Health	Food Handler Certificate Course	Certificate/Badge	\$32.00
2057	Public Health	Food Protection Management Certification Course	Certificate/Badge covers cost for nationally recognized exam	\$100.00
2058	Public Health	Food Handler/Food Manager Certificate	Certificate Duplicate/Replacement	\$1.00
2059	Public Health	Public Information	Food Management Class Pamphlets	VARIES
2060	Public Health	Verification of Texas/ANSI Food Handler/Food Manager Certification	Certificate/Badge	\$10.00
2061	Public Health	Requested Routine Inspection for Central Preparation Facility	For Central Preparation Facility	\$100.00
2062	Public Health	Application Fee	Health and Sanitary Application Processing Fee (Sack Lunch Daycares w/o Food Permits)	\$52.00
2063	Public Health	Inspection Fee	Health and Sanitary Site Visit (Sack Lunch Daycares w/o Food Permits)	\$47.00
2064	Public Health	Reinstatement of Suspended Permit Fee	(50% of the license amount based on type of establishment)	VARIES
2065	Public Health	After Hours Fire Inspection Fee, Fee or Food Condemnation/retention Fee Over 500# (M-F 5:00pm to 8:00am) All day Saturday, Sunday & City Holidays	Per Hour Inspector (With a Minimum one (1) Hour Charge or Any Portion Thereof.	\$86.00
2066	Public Health	Field Consultation Flat Fee	meetings with owner/operator's at the request of the owner/operator	\$86.00
2067	Public Health	DENTAL		
2068	Public Health	Initial Oral Exam	Initial Oral Exam D0150	\$48.00
2069	Public Health	Oral Periodic Oral Exam	Oral Periodic Oral Exam D0120	\$50.00
2070	Public Health	Emergency Oral Exam	Emergency Oral Exam D0140	\$25.00
2071	Public Health	Oral Exam 6 Mos. Old.	Oral Exam 6 Mos. Old. D0145	\$192.00
2072	Public Health	Detailed/extensive oral eval B/R	Detailed/extensive oral eval B/R D0160	\$26.00
2073	Public Health	Limited Re-evaluation estab patient	Limited Re-evaluation estab patient D0170	\$30.00
2074	Public Health	Retreat prev RCT molar	Retreat prev RCT molar D3348	\$462.00
2075	Public Health	Comprehensive perio evaluation	Comprehensive perio evaluation D0180	\$11.00
2076	Public Health	Apexification/recal Initial	Apexification/recal Initial D3351	\$97.00
2077	Public Health	Apexification/recal Interim	Apexification/recal Interim D3352	\$65.00
2078	Public Health	Apexification/final visit	Apexification/final visit D3352	\$65.00
2079	Public Health	Intraoral-Complete Series	Intraoral-Complete Series D0210	\$95.00
2080	Public Health	Int/Oral-Periapical 1st Film	Int/Oral-Periapical 1st Film D0220	\$22.00
2081	Public Health	Int/Oral-Periapical each add	Int/Oral-Periapical each add D0230	\$20.00
2082	Public Health	Intraoral Occlusal Film	Intraoral Occlusal Film D0240	\$18.00
2083	Public Health	Apexification/recal final	Apexification/recal final D3353	\$129.00
2084	Public Health	Extraoral first film	Extraoral first film D0250	\$25.00
2085	Public Health	Bitewings single film	Bitewings single film D0270	\$7.00
2086	Public Health	Bitewings Two Films	Bitewings Two Films D0272	\$41.00
2087	Public Health	Bitewings three films	Bitewings three films D0273	\$39.00
2088	Public Health	Bitewings Four Film	Bitewings Four Films D0274	\$47.00
2089	Public Health	Verticle bitewings 7-8 films	Verticle bitewings 7-8 films D0277	\$42.00
2090	Public Health	Panoramic Film	Panoramic Film D0330	\$86.00
2091	Public Health	Crown buildup, include any pins	Crown buildup, include any pins D2950	\$58.00
2092	Public Health	Interim ther Pin retention/tooth, (+rest)	Interim ther Pin retention/tooth, (+rest) D2951	\$16.00
2093	Public Health	Cast post \$ core in add to crn	Cast post \$ core in add to crn D2952	\$113.00
2094	Public Health	Each addtl cast post -same tooth	Each addtl cast post -same tooth D2953	\$56.00
2095	Public Health	Pulp vitality tests	Pulp vitality tests D0460	\$17.00
2096	Public Health	Dianostic casts	Dianostic casts D0470	\$30.00
2097	Public Health	Prefab post & core in add to crown	Prefab post & core in add to crown D2954	\$97.00
2098	Public Health	Post Removal (not with endo)	Post Removal (not with endo) D2955	\$97.00
2099	Public Health	Each + prefab post same tooth	Each + prefab post same tooth D2957	\$48.00
2100	Public Health	Lablab veneer (laminare) Chairsd	Lablab veneer (laminare) Chairsd D2960	\$145.00
2101	Public Health	Lablab veneer (porceln lam - lab	Lablab veneer (porceln lam - lab D2961	\$234.00
2102	Public Health	Lablab veneer porce lam lab	Lablab veneer porce lam lab D2962	\$274.00
2103	Public Health	Addtl prc-new crm under exs dent	Addtl prc-new crm under exs dent D2971	\$145.00
2104	Public Health	crown repair by report	crown repair by report D2980	\$65.00
2105	Public Health	Pulpal Therapy anterior primary	Pulpal Therapy anterior primary D3230	\$50.00
2106	Public Health	Adult/Prophy	Adult/Prophy D1110	\$74.00
2107	Public Health	Child/Prophy	Child/Prophy D1120	\$50.00
2108	Public Health	Pulpal Therapy posterior primary	Pulpal Therapy posterior primary D3240	\$57.00
2109	Public Health	Retreat prev RCT anterior	Retreat prev RCT anterior D4336	\$194.00
2110	Public Health	Child/Fluoride	Child/Fluoride D1206	\$26.00
2111	Public Health	Retreat prev RCT bicuspid	Retreat prev RCT bicuspid D3347	\$266.00
2112	Public Health	Adult/Fluoride	Adult/Fluoride D1208	\$26.00
2113	Public Health	Non Dentin Restorative Sealant	Non Dentin Restorative Sealant D1352	\$51.00
2114	Public Health	Space maint remove unilateral	Space maint remove unilateral D1520	\$99.00
2115	Public Health	Oral Hygiene Instruction	Oral Hygiene Instruction D1330	\$22.00
2116	Public Health	Sealant per Tooth	Sealant per Tooth D1351	\$38.00
2117	Public Health	Space Maint/Fixed Unilat	Space Maint/Fixed Unilat D1510	\$212.00
2118	Public Health	Space Maintainer -fixed bil, maxillary	Space Maintainer -fixed bil, maxillary D1516	\$314.00
2119	Public Health	Space Maintainer -fixed bil, mandibular	Space Maintainer -fixed bil, mandibular D1517	\$314.00
2120	Public Health	Recementation of Space Maintainer	Recementation of Space Maintainer D1550	\$23.00
2121	Public Health	Re-cement/re-bond bil. space maintainer - max	Re-cement/re-bond bil. space maintainer - maxillary D1551	\$25.00
2122	Public Health	Re-cement or re-bond bilateral space maintainer	Re-cement or re-bond bilateral space maintainer - mandibular D1552	\$25.00

FY 2025 Schedule C
Departmental Fee List

Line No.	Department	Fee Description	Detail	FY 2025 Adopted Fees
2123	Public Health	Re-cement or re-bond unilateral space maintainer	Re-cement or re-bond unilateral space maintainer - per quadrant D1553	\$19.00
2124	Public Health	Removal of fixed unilateral space maintainer	Removal of fixed unilateral space maintainer - per quadrant D1557	\$66.00
2125	Public Health	Crown - porcelain fused to high noble metal	Crown - porcelain fused to high noble metal D2750	\$681.00
2126	Public Health	Removal of fixed bilateral space maintainer	Removal of fixed bilateral space maintainer - mandibular D1558	\$66.00
2127	Public Health	Periodontal scaling and root planing – one to three teeth per quadrant	Periodontal scaling and root planing – one to three teeth per quadrant D4342	\$9.00
2128	Public Health	AMAL. PRIM (1S)	AMAL. PRIM (1S) D2140	\$85.00
2129	Public Health	AMAL. PERM (1S)	AMAL. PERM (1S) D2140	\$111.00
2130	Public Health	AMAL. PRIM (2S)	AMAL. PRIM (2S) D2150	\$113.00
2131	Public Health	AMAL. PERM (2S)	AMAL. PERM (2S) D2150	\$147.00
2132	Public Health	AMAL. PRIM (3S)	AMAL. PRIM (3S) D2160	\$144.00
2133	Public Health	AMAL. PERM (3S)	AMAL. PERM (3S) D2160	\$144.00
2134	Public Health	AMAL. PRIM (4), Primary or Permanent	AMAL. PRIM (4) D2161	\$165.00
2135	Public Health	RESIN, ANTE (1S)	RESIN, ANTE (1S) D2330	\$134.00
2136	Public Health	RESIN, ANTE (2S)	RESIN, ANTE (2S) D2331	\$177.00
2137	Public Health	RESIN, ANTE (3S)	RESIN, ANTE (3S) D2332	\$177.00
2138	Public Health	RESIN, ANTE (4+S)	RESIN, ANTE (4+S) D2335	\$220.00
2139	Public Health	RESIN One Surface Post/Primary	RESIN One Surface Post/Primary D2391	\$108.00
2140	Public Health	Resin One Surface Perm	Resin One Surface Perm D2391	\$108.00
2141	Public Health	Resin Two Surface/Primary	Resin Two Surface/Primary D2392	\$142.00
2142	Public Health	Resin Two Surface Perm	Resin Two Surface Perm D2392	\$142.00
2143	Public Health	Resin Three Post Prim	Resin Three Post Prim D2393	\$159.00
2144	Public Health	Resin Three Perm	Resin Three Perm D2393	\$159.00
2145	Public Health	Re-cement Crown	Re-cement Crown D2920	\$34.00
2146	Public Health	Prefab esth ctd stnl stl cm-prn	Prefab esth ctd stnl stl cm-prn D2934	\$201.00
2147	Public Health	SSC/Primary	SSC/Primary D2930	\$201.00
2148	Public Health	Prefabricated resin crown	Prefabricated resin crown D2932	\$89.00
2149	Public Health	Prefab stl crown w/resin window	Prefab stl crown w/resin window D2933	\$201.00
2150	Public Health	SSC/Permanent	SSC/Permanent D2931	\$210.00
2151	Public Health	Protective Restoration	Sedative Fill Temp D2940	\$47.00
2152	Public Health	Post & core in addt to crown, indirectly fabricated	Post & core in addt to crown, indirectly fabricated D2952	\$113.00
2153	Public Health	Pulp Cap - Direct	Pulp Cap - Direct D3110	\$27.00
2154	Public Health	Pulp Cap - Indirect	Pulp Cap - Indirect D3120	\$39.00
2155	Public Health	Therapeutic Pulpotomy	Therapeutic Pulp D3220	\$113.00
2156	Public Health	Pulpal Therapy (Restorable Filling)	Pulpal Therapy (Restorable Filling) D3240	\$57.00
2157	Public Health	1 RT Canal	2 RT Canal D3310	\$601.00
2158	Public Health	2 PT Canal	3 PT Canal D3320	\$532.00
2159	Public Health	Three or More Canals, Molar	Three or More Canals, Molar D3330	\$805.00
2160	Public Health	Gingivectomy per Quadrant	Gingivectomy per Quadrant D4210	\$210.00
2161	Public Health	Gingivectomy per Tooth	Gingivectomy per Tooth D4211	\$85.00
2162	Public Health	Provisional Splinting - Introcoronal	Provisional Splinting - Introcoronal D4320	\$78.00
2163	Public Health	Provisional Splinting	Provisional Splinting D4321	\$125.00
2164	Public Health	Extraction Single Tooth	Extraction Single Tooth D7140	\$86.00
2165	Public Health	Surg. Extraction	Surg. Extraction D7210	\$133.00
2166	Public Health	Suture of Small Wound	Suture of Small Wound D7910	\$97.00
2167	Public Health	Excision of Pericoronal Gingiva	Excision of Pericoronal Gingiva D7971	\$56.00
2168	Public Health	Local Anesthesia Not in Conjunction with surgery	Local Anesthesia Not in Conj. D9210	\$22.00
2169	Public Health	Analgesia, Anxiolysis, Inhalation	Analgesia, Anxiolysis, Inhalation D9230	\$47.00
2170	Public Health	Occlusal Adjustment - Limited	Occlusal Adjustment - Limited D9551	\$47.00
2171	Public Health	Palliative Threat (Emg)	Palliative Threat (Emg) D9110	\$31.00
2172	Public Health	Reattach tooth fragment, edge D2921	Reattach tooth fragment, edge D2921	\$113.00
2173	Public Health	Extraction, coronal remnants Primary tooth D7111	Extraction, coronal remnants Primary tooth D7111	\$15.00
2174	Public Health	Crown full cast base metal	Crown full cast base metal D2791	\$341.00
2175	Public Health	Protective restoration	Protective restoration D2940	\$47.00
2176	Public Health	Crown full metal cast noble metal	Crown full metal cast noble metal D2792	\$341.00
2177	Public Health	Recement inlay/onlay/partial	Recement inlay/onlay/partial D2910	\$24.00
2178	Public Health	Recement cast or prefab pst/cor	Recement cast or prefab pst/cor D2915	\$24.00
2179	Public Health	Crown full cast high noble metal	Crown full cast high noble metal D2790	\$681.00
2180	Public Health	Resin 4 surfaces primary	Resin 4 surfaces primary D2394	\$178.00
2181	Public Health	Resin 4 surfaces permanent	Resin 4 surfaces permanent D2394-1	\$178.00
2182	Public Health	Resin composite crown anterior	Resin composite crown anterior D2390	\$193.00
2183	Public Health	Inlay-resin based composite 1s	Inlay-resin based composite 1s D2650	\$341.00
2184	Public Health	Inlay-resin based composite 2s	Inlay-resin based composite 2s D2651	\$341.00
2185	Public Health	Inlay-resin based composite 3s	Inlay-resin based composite 3 + s D2652	\$341.00
2186	Public Health	Onlay resin base composite 2s	Onlay resin base composite 2s D2662	\$341.00
2187	Public Health	Onlay resin base composite 3s	Onlay resin base composite 3s D2663	\$341.00
2188	Public Health	Onlay resin base composite 3 + s	Onlay resin base composite 3 + s D2664	\$341.00
2189	Public Health	Crown Resin composite indirect	Crown Resin composite indirect D2710	\$341.00
2190	Public Health	Crown resin with high noble metal	Crown resin with high noble metal D2720	\$341.00
2191	Public Health	Crown resin with most base metal	Crown resin with most base metal D2721	\$341.00
2192	Public Health	Crown resin with noble metal	Crown resin with noble metal D2722	\$341.00
2193	Public Health	Crown porcelain ceramic substr	Crown porcelain ceramic substr D2740	\$341.00
2194	Public Health	Crown porcelain fuse high noble mtl	Crown porcelain fuse high noble mtl D2750	\$681.00
2195	Public Health	Crown porcelain fuse to base metal	Crown porcelain fuse to base metal D2751	\$681.00

FY 2025 Schedule C
Departmental Fee List

Line No.	Department	Fee Description	Detail	FY 2025 Adopted Fees
2196	Public Health	Crown porcelain fuse to noble metal	Crown porcelain fuse to noble metal D2752	\$681.00
2197	Public Health	Crown 3/4 cast high noble metal	Crown 3/4 cast high noble metal D2780	\$341.00
2198	Public Health	Crown 3/4 cast most base metal	Crown 3/4 cast most base metal D2781	\$341.00
2199	Public Health	Crown 3/4 porcelain/ceramic	Crown 3/4 cast noble metal D2782	\$341.00
2200	Public Health	Gingivectomy for access restorative procedure, per tooth D4212	Gingivectomy for access restorative procedure, per tooth \$59.34 o cost on mk	\$59.00
2201	Public Health	D4341- Periodontal Scaling/Root Planning - four or more teeth per quadrant	D4341- Periodontal Scaling/Root Planning -four or more teeth per quadrant	\$70.00
2202	Public Health	D4342 - Periodontal Scaling/Root Planning - one to three teeth per quadrant	D4342 - Periodontal Scaling/Root Planning - one to three teeth per quadrant	\$9.00
2203	Public Health	D4355 - Full Mouth Debridement	D4355 - Full Mouth Debridement	\$90.00
2204	Public Health	D4910 -Periodontal Maintenance	D4910 -Periodontal Maintenance	\$47.00
2205	Public Health	D7220 - Removal of Impacted tooth/soft tissue	D7220 - Removal of Impacted tooth/soft tissue	\$150.00
2206	Public Health	D7230- Removal of Impacted tooth/partially bony	D7230- Removal of Impacted tooth/partially bony	\$172.00
2207	Public Health	D7270 -Reimplantation/Stabilization of accidentally avulsed or displaced tooth	D7270 -Reimplantation/Stabilization of accidentally avulsed or displaced tooth	\$105.00
2208	Public Health	D7971- Excision of Pericoronal gingiva	D7971- Excision of Pericoronal gingiva	\$55.00
2209	Public Health	D7980- Surgical Sialolithotomy	D7980- Surgical Sialolithotomy	\$242.00
2210	Public Health	D8698 - Recement or Rebond fixed retainer- Maxillary	D8698 - Recement or Rebond fixed retainer- Maxillary	\$47.00
2211	Public Health	D8699 -Recement or Rebond fixed retainer- Mandibular	D8699 -Recement or Rebond fixed retainer-Mandibular	\$47.00
2212	Public Health	D8703 -Replacement of lost Maxillary retainer	D8703 -Replacement of lost Maxillary retainer	\$157.00
2213	Public Health	D8704 - Replacement of lost Mandibular retainer	D8704 - Replacement of lost Mandibular retainer	\$157.00
2214	Public Health	D9910 -Application of desensitizing medicament	D9910 -Application of desensitizing medicament	\$16.00
2215	Public Health	D9920 - Behavior management, by report	D9920 - Behavior management, by report	\$63.00
2216	Public Health	D9941-Fabrication of athletic mouthguard	D9941-Fabrication of athletic mouthguard	\$167.00
2217	Public Health	D9943 - Occlusal guard adjustment	D9943 - Occlusal guard adjustment	\$70.00
2218	Public Health	D9944 - Occlusal guard -hard appliance, full arch	D9944 - Occlusal guard -hard appliance, full arch	\$113.00
2219	Public Health	D9945 -Occlusal guard -soft appliance, full arch	D9945 -Occlusal guard -soft appliance, full arch	\$113.00
2220	Public Health	D9996 - Teledentistry	D9996 - Teledentistry	\$96.00
2221	Public Health	D9999 - Unspecified adjunctive procedure, by report	D9999 - Unspecified adjunctive procedure, by report	\$25.00
2222	Public Health	Crown 3/4 cast noble metal	Crown 3/4 cast noble metal D2783	\$341.00
2223	Public Health	IMMUNIZATIONS ADMINISTRATION FEES		
2224	Public Health	Administration Fee for TVFC Vaccines with Counseling	Per Vaccine - 90460 First Vaccine, 90461 Each Additional Vaccine	\$0.00-\$15.00 per vaccine at Health Director's discretion
2225	Public Health	Administration Fee for Children's Vaccines - Private Stock	Per Vaccine - 90460 First Vaccine, 90461 Each Additional Vaccine	\$15.00
2226	Public Health	Administration Fee for Adult Vaccines - State Stock	Per Vaccine - 90471 First Vaccine, 90472 Each Additional Vaccine	\$0.00-\$25.00 per vaccine
2227	Public Health	Administration Fee for Adult Vaccines - Private Stock	Per Vaccine - 90471 First Vaccine, 90472 Each Additional Vaccine	\$0.00-\$25.00 per vaccine
2228	Public Health	LABORATORY - CLINICAL (MAIN LAB)		
2229	Public Health	Quantiferon TB	TB test cell immune measure (CPT 86480)	\$116.00
2230	Public Health	RPR	Syphilis Test non-trep qual (CPT 86592)	\$6.00
2231	Public Health	RPR Titter	Syphilis Test non-trep quant (CPT 86593)	\$8.00
2232	Public Health	TPPA	Confirmation Treponema Pallidum (CPT 86780)	\$23.00
2233	Public Health	Smear Gram stain	Smear Gram stain (CPT 87205)	\$6.00
2234	Public Health	Smear wet mount	Smear wet mount (CPT 87210) QW	\$8.00
2235	Public Health	Chlamydia DNA amp probe	Chlamydia DNA amp probe (CPT 87491)	\$47.00
2236	Public Health	N. Gonorrhoea DNA amp probe	N. Gonorrhoea DNA amp probe (CPT 87591)	\$84.00
2237	Public Health	HIV-1/HIV-2 single assay	HIV-1/HIV-2 single assay (CPT 86703)	\$32.00
2238	Public Health	HIV-1 Serum Confirmation test	HIV-1 Geenius confirmation (CPT 86701)	\$65.00
2239	Public Health	HIV- 2 Serum Confirmation test	HIV-1 Geenius confirmation (CPT 86702)	\$65.00
2240	Public Health	Hep A AB IgM - 86709	Hep A AB IgM - 86709	\$18.00
2241	Public Health	Hepatic Function Panel - 80076	Hepatic Function Panel - 80076	\$13.00
2242	Public Health	Hep B Core IgM - 86705	Hep B Core IgM - 86705	\$16.00
2243	Public Health	Hep B Surface Antigen - 87340	Hep B Surface Antigen, HBsAg- 87340	\$17.00
2244	Public Health	Hep B Antibody - 86706	Hep B Antibody - 86706	\$17.00
2245	Public Health	Hepatitis C Virus IgM	HCV IgM (CPT 86803)	\$23.00
2246	Public Health	Hepatitis C Virus RNA	HCV RNA (CPT 87520)	\$68.00
2247	Public Health	Urinalysis non auto w/ scope	Urinalysis with Microscopy (CPT 81000)	\$25.00
2248	Public Health	Complete Blood Count (CBC)	CBC (CPT 85027)	\$10.00
2249	Public Health	Differential, manual	Differential after CBC (CPT 85007)	\$6.00
2250	Public Health	Zika Virus IgM	Zika IgM (86790)	\$18.00
2251	Public Health	Zika Real Time PCR	Zika PCR (CPT 87662)	\$65.00
2252	Public Health	Chikungunya Real Time PCR	Chikungunya PCR (87798)	\$45.00
2253	Public Health	Dengue Real Time PCR	Dengue PCR (CPT 87798)	\$45.00
2254	Public Health	Influenza Surveillance without Culture	Flu Testing (CPT 87502)	\$110.00

FY 2025 Schedule C
Departmental Fee List

Line No.	Department	Fee Description	Detail	FY 2025 Adopted Fees
2255	Public Health	Complete Metabolic Panel	CMP (CPT 80053)	\$17.00
2256	Public Health	Pregnancy Test	hCG (CPT 81025)	\$12.00
2257	Public Health	Shipping and Handling	Ship Specimen to DSHS for additional testing	\$60.00
2258	Public Health	LABORATORY - ENVIRONMENTAL		
2259	Public Health	Rabies Testing	Rabies Testing	\$76.00
2260	Public Health	Potable Water Testing up to 9 samples	Potable Water testing	\$23.00
2261	Public Health	Potable Water testing 10 up to 19 samples	Potable Water testing	\$21.00
2262	Public Health	Potable Water testing 20 or more samples	Potable Water testing	\$19.00
2263	Public Health	Water, HPC (pour plate)	Potable and recreational water testing	\$44.00
2264	Public Health	STD PROGRAM		
2265	Public Health	Medications	Nitrofurantoin for UTI	\$15.00
2266	Public Health	Medications	Acyclovir for Herpes	\$35.00
2267	Public Health	Medications	Metronidazole	\$10.00
2268	Public Health	EDUCATION		
2269	Public Health	CPR Classes	CPR Classes	\$40.00
2270	Public Health	Blood borne Pathogen Class	Blood borne Pathogen Class	\$30.00
2271	Public Health	Health Services	Health Services Provided through interlocal with the County of El Paso	\$544,733.00
2272	Public Health	CLINICAL SERVICES		
2273	Public Health	OFFICE VISITS		
2274	Public Health	New Patient - Office Visit - 20 minutes face-to-face time	Expanded problem focused history, exam, straightforward decision making (99202)	\$95.00
2275	Public Health	New Patient - Office Visit - 30 minutes face-to-face time	Detailed history & exam, low complexity decision making (99203)	\$147.00
2276	Public Health	New Patient - Office Visit - 45 minutes face-to-face time	Comprehensive history & exam, moderate complexity decision making (99204)	\$219.00
2277	Public Health	New Patient - Office Visit - 60 minutes face-to-face time	Comprehensive history & exam. High Complexity decision making (99205)	\$289.00
2278	Public Health	Established Patient - Office Visit 5 minutes face-to-face time	Minor Problem focus. Straightforward decision making (99211)	\$30.00
2279	Public Health	Established Patient - Office Visit 10 minutes face-to-face time	Problem focused history, exam, straightforward decision making (99212)	\$74.00
2280	Public Health	Established Patient - Office Visit 15 minutes face-to-face time	Expanded problem focused history, exam, low complexity decision making (99213)	\$119.00
2281	Public Health	Established Patient - Office Visit 25 minutes face-to-face time	Detailed history, exam, moderate complexity decision making (99214)	\$168.00
2282	Public Health	Established Patient - Office Visit 40 minutes face-to-face time	Comprehensive history, exam, high complexity decision making (99215)	\$235.00
2283	Public Health	OFFICE CONSULTATIONS		
2284	Public Health	Consultation New or Established patient	Problem focused history, exam, straightforward decision making (99241)	\$61.00
2285	Public Health	Consultation New or Established Patient	Expanded Problem focused history, exam, straightforward decision making (99242)	\$95.00
2286	Public Health	Consultation New or Established Patient	Detailed history, exam, low complexity decision making (99243)	\$123.00
2287	Public Health	Consultation New or Established Patient	Comprehensive history, exam, moderate complexity decision making (99244)	\$172.00
2288	Public Health	PREVENTIVE MEDICINE		
2289	Public Health	Initial Comprehensive Exam 12 through 17 yrs.	New Patient Initial Preventive Medicine Evaluation (99384)	\$136.00
2290	Public Health	Initial Comprehensive Exam 18 through 39 yrs.	New Patient Initial Preventive Medicine Evaluation (99385)	\$109.00
2291	Public Health	Initial Comprehensive Exam 40 through 64 yrs.	New Patient Initial Preventive Medicine Evaluation (99386)	\$127.00
2292	Public Health	Periodic Comprehensive Exam 12 through 17 yrs.	Established Patient Preventive Medicine Re-Evaluation (99394)	\$125.00
2293	Public Health	Periodic Comprehensive Exam 18 through 39 yrs.	Established Patient Preventive Medicine Re-Evaluation (99395)	\$125.00
2294	Public Health	Periodic Comprehensive Exam 40 through 64 yrs.	Established Patient Preventive Medicine Re-Evaluation (99396)	\$103.00
2295	Public Health	BEHAVIOR COUNSELING		
2296	Public Health	99406 - Smoking & Tobacco Cessation Counseling	greater than 3 min up to 10 min	\$19.00
2297	Public Health	99407 - Smoking & Tobacco Cessation Counseling	greater than 10 min	\$36.00
2298	Public Health	PREVENTIVE MEDICINE, INDIVIDUAL COUNSELING		
2299	Public Health	99401 - 15 min		\$50.00
2300	Public Health	99402 - 30 min		\$85.00
2301	Public Health	99403 - 45 min		\$105.00
2302	Public Health	99404 - 60 min		\$145.00
2303	Public Health	LABORATORY SERVICES STAT		
2304	Public Health	TB Skin Test	86580 - TB Skin Test	\$31.00
2305	Public Health	Urinalysis Dip Stick	Urinalysis - dip stick, non automated without microscopy (81002)	\$5.00
2306	Public Health	UA with microscopic RFX culture 81001	UA with microscopic RFX culture 81001	\$4.00
2307	Public Health	Urine Dip Stick 81003	Urine Dip Stick 81003	\$3.00

FY 2025 Schedule C
Departmental Fee List

Line No.	Department	Fee Description	Detail	FY 2025 Adopted Fees
2308	Public Health	UA nonauto/scope 81000	UA nonauto/scope 81000	\$5.00
2309	Public Health	UA Pregnancy Test 81025	UA Pregnancy Test 81025	\$12.00
2310	Public Health	Urine C & S 87088	Urine C & S 87088	\$11.00
2311	Public Health	RPR 86592	Rapid Plasma Reagin 86592	\$6.00
2312	Public Health	TPPA 86780	Treponema Pallidum Particle Agglutination 86780	\$18.00
2313	Public Health	Smear Wet Mount 87210	Smear Wet Mount 87210	\$8.00
2314	Public Health	CLINICAL LABORATORY SERVICES		
2315	Public Health	Basic Metabolic Panel (Calcium total)	Basic Metabolic Panel (80048)	\$11.00
2316	Public Health	Renal Function Panel	Renal Function Panel (80069)	\$12.00
2317	Public Health	Electrolyte Panel	Electrolyte Panel (80051)	\$9.00
2318	Public Health	Comprehensive Metabolic Panel	Metabolic Panel (80053)	\$14.00
2319	Public Health	Complete Blood Count (CBCD)	Complete Blood Count with Differential (85025)	\$10.00
2320	Public Health	81015 - Urilysis; qualitative or semiquantitative - microscopic only	Clinical Lab - UA Qualitative/Semiquantitative; microscopic only	\$4.00
2321	Public Health	81025 Urinalysis - CLIA Waived	Clinical Lab - UA Pregnancy Test	\$12.00
2322	Public Health	82465QW - Cholesterol Serum	Clinical Lab - Cholesterol, Serum	\$6.00
2323	Public Health	82270 - Blood Occult (Guaiac) CLIA Waived	Clinical Lab - Blood Occult (guaiac)	\$6.00
2324	Public Health	82565 - Creatinine	82565 - Creatinine	\$7.00
2325	Public Health	82950QW - Post Glucose Dose (includes glucose)	Clinical Lab - Post Glucose Dose (includes glucose)	\$6.00
2326	Public Health	83036QW - Hemoglobin Glycosylated (A1C)	Clinical Lab - Glycosylated (A1C)	\$13.00
2327	Public Health	84450QW - AST, SGOT	Clinical Lab - AST, SGOT	\$7.00
2328	Public Health	84460QW - ALT, SGPT	Clinical Lab - ALT, SGPT	\$7.00
2329	Public Health	84703 - HCG Qual Serum	84703 - HCG Qual Serum	\$10.00
2330	Public Health	84702 HCG Serum Quantitative	84702 HCG Serum Quantitative	\$20.00
2331	Public Health	85018QW - Hemoglobin	Clinical Lab - Hemoglobin	\$3.00
2332	Public Health	85610QW - Prothrombin Time	Clinical Lab - PT	\$6.00
2333	Public Health	86780QW - Treponema Pallidum	Clinical Services - Treponema Pallidum	\$18.00
2334	Public Health	87389 - HIV 1/2 with Reflex	87389 - HIV 1/2 with Reflex	\$33.00
2335	Public Health	88142 - Cytopathology - Thin Prep	Lab -Cervical/Vaginal any reporting systme	\$27.00
2336	Public Health	87086 Urine Culture	87086 Urine Culture	\$11.00
2337	Public Health	88161 -Cytopathology Smear	Lab - Preparation, screening & Preparation	\$78.00
2338	Public Health	G0475 HIV 1/2 Rapid 4th Gen	G0475 HIV 1/2 Rapid 4th Gen	\$38.00
2339	Public Health	99000 - Handling and/or conveyance of specimen	Lab - Specimen transfer from office/site to an outside laboratory	\$15.00
2340	Public Health	FAMILY PLANNING - IMMUNIZATIONS		
2341	Public Health	FAMILY PLANNING CONTRACEPTIVE SUPPLIES & SERVICES		
2342	Public Health	A4261 - Cervical Cap Contraceptive for contraceptive use	Supplies - Cervical Cap	\$69.00
2343	Public Health	A4266 - Diaphragm for Contraceptive use	Supplies - Diaphragm	\$31.00
2344	Public Health	A4269 - Spermicide (eg: Foam, Gel) each 10 55 yrs. of age	Supplies - Contraceptive	\$17.00
2345	Public Health	A9150 - Non Prescription Drugs	Supplies - Miscellaneous	\$19.00
2346	Public Health	H1010 - Non-Medical Family planning education, per session	Service - Rehabilitative Service	\$17.00
2347	Public Health	FAMILY PLANNING CONTRCEPTIVE METHODS		
2348	Public Health	FAMILY PLANNING PROCEDURES		
2349	Public Health	56501 - Destroy Vulva Lesions, Simple	Destroy Vulva Lesions, Simple (Liquid Nitrogen Treatment)	\$255.00
2350	Public Health	56515 - Destroy Vulva Lesions, Complex	Destroy Vulva Lesions, Complex (Liquid Nitrogen Treatment)	\$367.00
2351	Public Health	46900 - Destruction of Anal Lesions, Simple	46900 - Destruction of Anal Lesions, Simple	\$315.00
2352	Public Health	54050 - Destruction of Lesions, Penile Simple - Chemical	54050 - Destruction of Lesions, Penile Simple - Chemical	\$189.00
2353	Public Health	57061 - Destruction Vaginal Lesions - Simple	57061 - Destruction Vaginal Lesions - Simple	\$221.00
2354	Public Health	FAMILY PLANNING - DRUGS ADMINISTERED OTHER THAN ORAL		
2355	Public Health	J0696 - Injection, Ceftriaxone sodium, per 250mg	Drugs - Administered other than oral	\$1.00
2356	Public Health	Clindamycin 300g each tablet	Clindamycin 300g each tablet	\$1.00
2357	Public Health	Truvada NDC Tab 200mg/300mg	Truvada NDC Tab 200mg/300mg	\$6.00
2358	Public Health	Dolutegravir		\$32.00
2359	Public Health	Raltegravir		\$11.00
2360	Public Health	Diphenhydramine HCL injection 50mg (Benadryl) each vial	Diphenhydramine HCL injection 50mg (Benadryl) each vial	\$1.00
2361	Public Health	Epinephrine 1:1000 injection		\$1.00
2362	Public Health	Medroxyprogesterone Acetate 5mg each tablet	Medroxyprogesterone Acetate 5mg each tablet	\$1.00
2363	Public Health	Macrobid 100 mg (Nitrofurantoin)	Macrobid 100 mg (Nitrofurantoin)	\$1.00
2364	Public Health	*Azithromycin 250mg tablet	*Azithromycin 250mg tablet	\$1.00
2365	Public Health	Azithromycin Powder 1g-single dose packet	Azithromycin Powder 1g-single dose packet	\$16.00
2366	Public Health	*Bicilin L-A 1200MU 2ML injectable	*Bicilin L-A 1200MU 2ML injectable	\$1.00
2367	Public Health	Cefixime (Suprax) 400mg Tabs	Cefixime (Suprax) 400mg Tabs	\$9.00
2368	Public Health	Cefriaxone (Rocephin) 500mg each vial	Cefriaxone (Rocephin) 500mg per vial	\$1.00

FY 2025 Schedule C
Departmental Fee List

Line No.	Department	Fee Description	Detail	FY 2025 Adopted Fees
2369	Public Health	*Doxycycline 100mg tablet	*Doxycycline 100mg tablet	\$1.00
2370	Public Health	Fluconazole 150 mg tablet (each tablet)	Fluconazole 150 mg tablet (each tablet)	\$1.00
2371	Public Health	*Gentamicin 80 mg/2ML Vial	*Gentamicin 80 mg/2ML Vial	\$1.00
2372	Public Health	*Imiquimod Cream 5%	*Imiquimod Cream 5%	\$6.00
2373	Public Health	Levofloxacin 500mg	Levofloxacin 500mg	\$1.00
2374	Public Health	Levonorgestrel (Alesse or Lutera) each caed	Levonorgestrel (Alesse or Lutera) each card	\$30.00
2375	Public Health	Lidocaine 10mg/ML little each vials	Lidocaine 10mg/ML little each vial	\$1.00
2376	Public Health	Loestrin FE 1.5mg/30mcg pill (generic *Microgestin FE) per card	Loestrin FE 1.5mg/30mcg pill (generic *Microgestin FE) per card	\$30.00
2377	Public Health	Medroxyprogesterone Acetate Injection 150mg/ml each vial	Medroxyprogesterone Acetate Injection 150mg/ml each vial	\$1.00
2378	Public Health	*Metronidazole 0.75% Vag Gel Tube (70g/tube)	*Metronidazole 0.75% Vag Gel Tube (70g/tube)	\$1.00
2379	Public Health	*Metronidazole 500mg tablet	*Metronidazole 500mg tablet	\$1.00
2380	Public Health	*Metronidazole 500mg tablet	*Metronidazole 500mg tablet	\$1.00
2381	Public Health	*Miconazole 3 Combo pk w/cream tube	*Miconazole 3 Combo pk w/cream tube	\$5.00
2382	Public Health	Micronor 0.35 mg pill (generic *Norlyda) per card	Micronor 0.35 mg pill (generic *Norlyda) -28 day per card	\$30.00
2383	Public Health	*Monistat 1 Day/Night combo pk w/cream tube	*Monistat 1 Day/Night combo pk w/cream tube	\$19.00
2384	Public Health	*Moxifloxacin 400mg tablet	*Moxifloxacin 400mg tablet	\$1.00
2385	Public Health	Multivitamin w/ Folic Acid tablet	Multivitamin w/ Folic Acid tablet	\$1.00
2386	Public Health	Nuva Ring (3 pk)	Nuva Ring (3 pk)	\$1.00
2387	Public Health	Ortho Tri-cyclen LO 0.180/0.215/0.025mg pill (generic *Tri VyLibra LO) -28 day per card	Ortho Tri-cyclen LO 0.180/0.215/0.025mg pill (generic *Tri VyLibra LO) -28 day per card	\$30.00
2388	Public Health	*Permethrin Cream 5% (60gm/tube)	*Permethrin Cream 5% (60gm/tube)	\$7.00
2389	Public Health	Plan B One Step 1.5mg tablet each tablet	Plan B One Step 1.5mg each tablet	\$5.00
2390	Public Health	*Suprax Cap 400mg capsule (each capsule)	*Suprax Cap 400mg capsule (each capsule)	\$8.00
2391	Public Health	*Valacyclovir HCL 1gm tablet	*Valacyclovir HCL 1gm tablet	\$3.00
2392	Public Health	Xulane Transdermal Patch 150/35mcg (3pk)	Xulane Transdermal Patch 150/35mcg (3pk)	\$31.00
2393	Public Health	*Xylocaine 1% 2ML vial	*Xylocaine 1% 2ML vial	\$1.00
2394	Public Health	Barriers: Condoms - each	Barriers: Male Condoms A4267	\$1.00
2395	Public Health	Barriers: Condoms - each	Barriers: Female Condoms A4268	\$1.00
2396	Public Health	Urine Pregnancy Test	Urine Pregnancy Test	\$1.00
2397	Public Health	D7530 - Removal foreign body from mucosa, skin or subcutaneous alveolar tissue	D7530 - Removal foreign body from mucosa, skin or subcutaneous alveolar tissue	\$65.00
2398	Public Health	D7540 - Removal of reaction producing foreign bodies musculoskeletal system	D7540 - Removal of reaction producing foreign bodies musculoskeletal system	\$129.00
2399	Public Health	TB Skin Test Reading		\$10.00
2400	Public Health	Fire Inspection Fee		\$72.00
2401	Public Health	87661 – Trichomonas vaginalis, urine or urethral swap		\$65.00
2402	Public Health	Medical Records Request (non-patient)		\$25.00- \$50.00
2403	Purchasing & Strategic Sourcing	Hire El Paso First	Hire El Paso First	\$150.00 for a three year period
2404	Information Technology Services	Software Maintenance Fee	Technology Fee-Tier 1 (\$5-\$100)	\$2.00 technology fee - added to applicable base fee
2405	Information Technology Services	Software Maintenance Fee	Technology Fee-Tier 2 (\$101-\$500)	\$4.00 - technology fee - added to applicable base fee
2406	Information Technology Services	Software Maintenance Fee	Technology Fee-Tier 3 (\$501-\$1,000)	\$15.00 - technology fee - added to applicable base fee
2407	Information Technology Services	Software Maintenance Fee	Technology Fee-Tier 4 (\$1001-\$3,000)	\$30.00 - technology fee - added to applicable base fee
2408	Information Technology Services	Software Maintenance Fee	Technology Fee-Tier 5 (\$3,001-\$5,000)	\$100.00-technology fee - added to applicable base fee
2409	Information Technology Services	Software Maintenance Fee	Technology Fee-Tier 6 (\$5,001-\$10,000)	\$150.00 - technology fee - added to applicable base fee
2410	Information Technology Services	Software Maintenance Fee	Technology Fee-Tier 7 (\$10,001-and over)	\$300.00-technology fee - added to applicable base fee
2411	Capital Improvement	Application Fee-Purchase/Sale		\$1,000.00
2412	Capital Improvement	Consideration - Purchase/Sale		Market Value as determined by Real Estate Policies
2413	Capital Improvement	Due Diligence		Actual cost charged by contractors
2414	Capital Improvement	Application Fee- Rights of Entry		\$500.00
2415	Capital Improvement	Consideration - Rights of Entry		\$0.00
2416	Capital Improvement	Application Fee - Easements		\$1,000.00
2417	Capital Improvement	Consideration - Easement		Market Value as determined by Real Estate Policies
2418	Capital Improvement	Application Fee - Leases		\$1,000.00
2419	Capital Improvement	Consideration - Lease		Market Value as determined by Real Estate Policies

FY 2025 Schedule C
Departmental Fee List

Line No.	Department	Fee Description	Detail	FY 2025 Adopted Fees
2420	Capital Improvement	Agreement Amendments		\$200.00
2421	Capital Improvement	Consent to Assignments		\$200.00
2422	Capital Improvement	Release		\$200.00
2423	Capital Improvement	Termination of Agreements		\$200.00
2424	Capital Improvement	Application Fee - Special Event		\$500.00
2425	Capital Improvement	Consideration - Special Event		The greater of the following will be the consideration fee for the rental of a City Property: \$5,000;\$10 per parking slot space per day; or then percent a year of the fair market value of the property prorated daily.

**FY 2025 Schedule D
Ordinance 8064 Appendix "A"**

JOB CODE	Job Description	Pay Plan	Pay Grade
10930	Accessibility Coordinator	PM	128
10940	Accessibility Specialist	GS	052
12230	Accountant	PM	125
12210	Accounting Manager	PM	130
12260	Accounting/Payroll Clerk	GS	046
12250	Accounting/Payroll Specialist	GS	050
10525	ADA Accommodations Coordinator	PM	129
11150	Administrative Analyst	PM	128
11110	Administrative Assistant	GS	052
10645	Affordable Housing Finance Coo	PM	132
10640	Aging Services Coordinator	PM	126
18325	Airfield Maintenance Superviso	GS	058
14060	Airport Facilities Maintenanc	PM	129
14100	Airport Assist Ops Off	PM	123
18328	Airport Labor Supervisor	GS	055
14070	Airport Operations Superintend	PM	131
14090	Airport Operations Supervisor	PM	126
14055	Airport Program Coordinator	PM	132
14080	Airport Security Coordinator	PM	129
22380	Animal Care Attendant	GS	046
22350	Animal Protection Officer	GS	051
22320	Animal Services Fiel Oper Supr	GS	060
22315	Animal Services Manager	PM	130
22321	Animal Services Operations Sup	GS	057
22325	Animal Services Shift Supervis	GS	055
22342	Animal Services-Training and E	GS	053
16555	Animal Train & Enrichment Spec	GS	053
16480	Aquatic Life Support Tech	GS	054
16120	Aquatics Supv	PM	123
15250	Archaeology Museum Edu Curator	PM	125
15220	Archeology Museum Curator	PM	127
13120	Architect	PM	130
13130	Architectural Intern	PM	126
11040	Archives & Records Analyst	PM	123
11030	Archives & Records Manager	PM	128
73295	ARFF Technician I	CF	1
15270	Art Museum Assist Edu Curator	PM	123
15215	Art Museum Curator	PM	127
15210	Art Museum Senior Curator	PM	129
15235	Art Museum Sr. Edu Curator	PM	126
15120	Arts Programs & Education Spec	PM	124
15635	Assist Library Branch Mgr	PM	127

15625	Assist Trans-Pecos Sysys Coord	PM	127
73430	Assistant Fire Marshall	FS	6
16438	Assistant Zoo Animal Curator	PM	126
13240	Assoc Hydrogeologist	PM	126
12240	Associate Accountant	PM	122
17330	Associate Code Compliance Offi	GS	047
16515	Associate Veterinarian	PM	133
12075	Audit Supervisor	PM	133
12090	Auditor	PM	125
12106	Benefit Specialist	GS	052
17215	Bldg Combination Inspector Sup	GS	057
22180	Breast Feeding Coordinator	PM	125
12170	Budget & Mgmt Analyst	PM	125
12160	Budget & Svs Coord	PM	127
12180	Budget Specialist	GS	53
17225	Building Combination Inspector	GS	055
17235	Building Insp	GS	053
17387	Building Insp / Plans Examr	GS	055
17222	Building Insp Supv	GS	055
17396	Building Permit Technician	GS	050
17350	Building Plans Examiner	GS	057
11320	Business & Customer Service As	PM	130
12065	Business & Financial Manager	PM	132
10340	Buyer	GS	054
17285	Capital Projects Inspector	GS	051
18750	Carpenter	GS	049
19133	Case Processing Supervisor	GS	058
12470	Cashier	GS	043
10650	CDBG Contract Administrator	PM	127
73275	Certified EMT-Fire Trainee	GS	049
73280	Certified Firefighter Trainee	GS	050
73290	Certified Paramedic-Fire Train	GS	054
75400	Certified Police Trainee	GS	054
17130	Chief Building Inspector	PM	132
13040	Chief Construction Inspector	PM	128
17340	Chief Plans Examiner	PM	132
18307	City Facilities Manager	PM	134
13310	Civil Engineer	PM	132
13320	Civil Engineer Associate	PM	128
12094	Claims Manager	PM	134
22130	Clinical Assistant	GS	046
14460	Coach Operator Trainee	GS	043
17300	Code Compliance Manager	PM	132
17320	Code Compliance Officer	GS	051
17310	Code Compliance Supervisor	GS	055
17305	Code Field Operations Supervis	GS	057
12530	Coin Sorter Operator	GS	043

15535	Collect Dev Librarian	PM	128
15520	Collect Dev Mgr	PM	130
19132	Collection & Scheduling Supvr	GS	056
12440	Collections Supv	GS	051
12255	Collectively Bargained Payroll	GS	047
10670	Comm. Dev. Program Coordinator	PM	127
11420	Communication Dispatcher	GS	050
11410	Communication Dispatcher Super	GS	052
19620	Communications Assistant Manag	PM	129
19615	Communications Manager	PM	132
16110	Community Center Supervisor	PM	125
22255	Community Health Preparedness	PM	132
22190	Community Service Aide Breastf	GS	045
18713	Concrete Finisher	GS	053
17290	Construction Inspector Trainee	GS	047
20130	Contracts Development Coordina	PM	128
19134	Court Data Supervisor	GS	055
19110	Court Sentencing & Security Sup	PM	129
19135	Court Services Supervisor	GS	053
19140	Court Warrants Supervisor	GS	055
19330	Criminal Intelligence Liaison	PM	123
15130	Cultural Funding & Technical A	PM	125
18330	Custodial Services Supervisor	GS	049
18350	Custodial Shift Leader	GS	047
18340	Custodial Supervisor	GS	050
11350	Customer Relations & Billing S	GS	052
11370	Customer Relations Clerk	GS	045
11360	Customer Relations Representat	GS	048
22220	Dental Assistant	GS	050
22210	Dental Hygienist	GS	060
11140	Department Administrative Mana	PM	129
10510	Departmental Human Resources M	PM	132
11085	Dept Data Mngmt Specialist	GS	050
11080	Dept Data Mngmt Supervisor	GS	055
19160	Deputy Court Clerk	GS	047
12430	Disbursements Supv	GS	055
11050	Document Center Supervisor	GS	051
11090	Document Ctr Spec	GS	044
10030	Economic Program Analyst	PM	126
11715	Edu & Graphics Spec	PM	122
13360	Electrical Engineer	PM	132
13370	Electrical Engineering Associa	PM	128
17240	Electrical Inspector	GS	53
17230	Electrical Inspector Superviso	GS	055
17370	Electrical Plans Examiner	GS	057
18630	Electrician	GS	054
18605	Electrician Supv	GS	056

18615	Electronics Lead Tech	GS	058
18650	Electronics Technician	GS	055
13080	Energy Coordinator	PM	128
13075	Energy Resources Manager	PM	134
13840	Engineering Aide	GS	046
13810	Engineering Associate	PM	126
13815	Engineering Lead Technician	GS	056
13820	Engineering Senior Technician	GS	054
13813	Engineering Specialist	GS	060
13830	Engineering Technician	GS	051
13410	Environmental Engineer	PM	132
13420	Environmental Engineering Asso	PM	128
13835	Environmental Field Technician	GS	048
10200	Environmental Planner	PM	128
10145	Environmental Planner	PM	128
13440	Environmental Review Specialis	PM	122
13430	Environmental Scientist	PM	126
13825	Environmental Senior Field Tec	GS	052
13415	Environmental Senior Scientist	PM	130
13435	Environmental Staff Scientist	PM	124
22267	Epidemiologist	PM	131
19448	EPPD Warehouse Supervisor	GS	057
18430	Equipment Operator	GS	048
18315	Facilities Maintenance Chief	GS	060
18520	Facilities Maintenance Lead Wo	GS	050
18310	Facilities Maintenance Superin	PM	130
18320	Facilities Maintenance Supervi	GS	058
18530	Facilities Maintenance Worker	GS	047
10820	Fair Housing & Relocation Off	PM	123
12060	Financial Systems Coordinator	PM	126
73460	Fire Administrative Chief	FS	7
73480	Fire Assistant Chief	FS	9
73390	Fire Battalion Chief	FS	6
73395	Fire Battalion Chief 56 Hrs	FS	6
73380	Fire Captain	FS	5
73385	Fire Captain 56 Hrs	FS	5
73470	Fire Deputy Chief	FS	8
73475	Fire Deputy Chief 56 Hrs	FS	8
73420	Fire Division Chief	FS	6
18108	Fire Emergency Vehicle Tech	GS	055
18102	Fire EV Technician Supervisor	GS	058
73370	Fire Lieutenant	FS8	4
73375	Fire Lieutenant 56 Hrs	FS	4
73410	Fire Maintenance Superintenden	FS8	7
73440	Fire Marshall	FS	8
73365	Fire Med Lieutenant 56 Hrs	FM12	004
73310	Fire Medic	FMS	001

73360	Fire Medical Lieutenant	FMS	004
73320	Fire Paramedic	FMS	002
73325	Fire Paramedic 56 Hrs	FM12	002
73388	Fire Staff Battalion Chief	FS	6
73335	Fire Suppression Tech 56 Hrs	FS	2
73350	Fire Suppression Tech II	FS	3
73355	Fire Suppression Tech II 56 Hr	FS	3
73450	Fire Training Chief	FS	7
73300	Firefighter	FS8	1
73305	Firefighter 56 Hrs	FS	1
73270	Firefighter Trainee	GS	048
20280	Fleet & Building Maintenance S	PM	131
18200	Fleet Body Repair Lead Technic	GS	054
18210	Fleet Body Repair Technician	GS	052
18040	Fleet Body Shop Supervisor	GS	056
18020	Fleet Maintenance Chief	GS	060
18110	Fleet Maintenance Lead Technic	GS	054
18030	Fleet Maintenance Supervisor	GS	059
18120	Fleet Maintenance Technician	GS	052
18105	Fleet Maintenance Trainer Supe	GS	057
18230	Fleet Service Assistant	GS	043
18220	Fleet Service Worker	GS	045
18045	Fleet Svs Coord	GS	052
22480	Food Safety Associate Inspecto	GS	047
22470	Food Safety Inspector	GS	051
22460	Food Safety Inspector Supervis	GS	055
22450	Food Safety Program Manager	PM	130
22455	Food Safety Spec	PM	122
10025	Foreign Trade Zone Coordinator	PM	128
10020	Foreign Trade Zone Manager	PM	130
18570	General Service Worker	GS	043
18510	General Services Supervisor	GS	052
18535	General Svs Lead Worker	GS	046
17628	Graffiti Abatement Prgm Coord	GS	056
10720	Grant Planner	PM	125
10735	Grant Services Coordinator	PM	125
11065	Graphics Technician	GS	050
18550	Groundskeeper	GS	045
18130	Groundskeeping Equipment Techn	GS	048
22230	Health Training & Promotions M	PM	132
18425	Heavy Equip Operator Trainee	GS	043
18420	Heavy Equipment Operator	GS	051
18410	Heavy Equipment Supervisor	GS	055
18405	Heavy Equipment Trainer Supv	GS	057
11620	Help Desk Specialist	GS	045
15100	Historic Preservation Officer	PM	130
15240	History Museum Sr. Edu Curator	PM	126

22275	Hlth Edu Supv	PM	127
10830	Housing Const Spec	GS	054
10660	Housing Construction Superviso	GS	056
10840	Housing Program Relocation Rep	GS	046
10810	Housing Program Specialist	PM	124
10530	Human Resources Analyst	PM	125
10535	Human Resources Audit Speciali	GS	057
10515	Human Resources Business Partn	PM	130
10430	Human Resources Manager	PM	134
10550	Human Resources Specialist	GS	052
18704	HVAC Technician	GS	055
13210	Hydrogeologist	PM	134
18610	Industrial Electrician	GS	055
18601	Industrial Electrician Supervi	GS	060
13510	Industrial Engineer	PM	132
13520	Industrial Engineering Associa	PM	128
11430	Info & Referral 211 Spec	GS	046
11400	Information and Referral 211 S	GS	046
20820	Inst Control Assist Supt	PM	125
20850	Inst Control Lead Tech	GS	056
20815	Inst Control Supt	PM	127
20840	Inst Control Supv	GS	057
20875	Instrumentation Control Techni	GS	054
12400	International Bridges Operatio	PM	130
11570	Inventory Coder	GS	043
18760	Irrigation Tech	GS	048
19131	Judicial Support Services Supr	GS	058
20520	Laboratory Services Manager	PM	132
10370	Land & Contract Administrator	PM	126
10390	Land and Contract Specialist	GS	051
16045	Land Management Superintendent	PM	132
17280	Landscape Inspector	GS	53
17380	Landscape Plans Examiner	GS	057
19445	Latent Print Examr	GS	053
19430	Latent Print Examr Supv	PM	126
75430	Lateral Police Officer	P	1
12080	Lead Auditor	PM	130
12140	Lead Budget & Mgmt Analyst	PM	131
19154	Lead Court Customer Representa	GS	049
19156	Lead Deputy Court Clerk	GS	049
22205	Lead Epidemiologist	PM	133
10540	Lead Human Resources Specialis	GS	056
18710	Lead Maint Mechanic	GS	054
10130	Lead Planner	PM	130
17825	Lead Solid Waste Truck Driver	GS	051
19146	Lead Trial Clerk	GS	053
11115	Legal/Contract Secretary	GS	051

15555	Library Acquisitions Specialis	GS	052
15580	Library Assistant	GS	043
15620	Library Branch Mgr	PM	129
15570	Library Customer Service Speci	GS	046
15440	Library Head Cataloger	PM	128
15430	Library Head of General Refere	PM	130
15560	Library Information Servic Spe	GS	049
15650	Library Literacy Coordinator	PM	125
15540	Library Programs Coordinator	PM	128
15550	Library Services Supervisor	GS	052
15530	Library Youth Services Coordin	PM	128
17145	Licensing & Permitting Spec	GS	060
10850	Loan Account & Collection Spec	GS	045
18780	Locksmith	GS	046
18740	Maint Mechanic	GS	051
18050	Maintenance Service Ticket Wri	GS	046
10050	Marketing & Customer Relations	PM	126
15150	Marketing and Cultural Tourism	PM	124
11540	Materials Specialist	GS	047
11520	Materials Supervisor	GS	054
17220	Mech & Plumbing Insp Supv	GS	055
17385	Mech & Plumbing Plans Examr	GS	057
13560	Mechanical Engineer	PM	132
13570	Mechanical Engineering Associa	PM	128
17270	Mechanical Inspector	GS	052
22120	Medical Assistant	GS	048
13250	Microbiologist	PM	125
19120	Municipal Court Hearing Office	PM	126
19152	Municipal Court Records Superv	GS	051
19130	Municipal Court Sentencing Coo	PM	124
19535	Municipal Vehicle Storage Faci	GS	048
15260	Museum Assistant Curator	PM	124
15225	Museum Curator	PM	127
15060	Museum Development Coordinator	PM	125
15245	Museum Edu Curator	PM	125
15050	Museum Events Coordinator	GS	049
18316	Museum Facilities Maint Supvr	GS	056
15040	Museum Manager	PM	132
15320	Museum Operations Assistant	GS	051
15070	Museum Preparator	PM	123
15080	Museum Registrar	PM	123
15310	Museum Store Manager	PM	123
10730	Neighborhood Relations Coordin	PM	124
22100	Nurse Supervisor	PM	130
22085	Nurse Supv	PM	130
22080	Nursing Program Manager	PM	133
22140	Nutrition Services Manager	PM	133

22170	Nutritionist	PM	125
11250	Office Assistant	GS	043
11210	Office Manager	GS	055
11220	Office Supervisor	GS	049
11330	Ombudsman	PM	128
16065	Open Space, Trails and Parks C	PM	126
17640	Operations Assistant	GS	053
17630	Operations Supervisor	GS	057
18715	Painter	GS	053
14240	Paratransit Assistant Superint	PM	128
16320	Park Area Supervisor	GS	055
16010	Park Operations Superintendent	PM	134
16210	Park User Representative	GS	054
19525	Parking & Traffic Controller	GS	048
19530	Parking Enforcement Controller	GS	047
12510	Parking Meter Service Supervis	GS	049
12520	Parking Meter Service Worker	GS	046
17627	Pavement Coordinator	PM	126
19440	Photographic Laboratory Senior	GS	53
19438	Photographic Laboratory Super	GS	056
19455	Photographic Laboratory Tech	GS	050
10150	Planner	PM	125
10170	Planning Specialist	GS	049
10190	Planning Technician	GS	043
18720	Plumber	GS	052
17260	Plumbing Inspector	GS	53
19220	Police Admin Svcs Division Mgr	PM	129
75670	Police Assistant Chief	P	8
19230	Police Budget Coordinator	PM	126
75630	Police Commander	P	6
10725	Police Community Services Supe	PM	130
19385	Police Court Liaison	GS	045
75660	Police Deputy Chief	P	7
75510	Police Detective	P	3
75680	Police Executive Asst. Chief	P	9
19340	Police Interagency Program Co	PM	122
75620	Police Lieutenant	P	5
75420	Police Officer	P	1
19325	Police Planner	PM	127
19370	Police Public Information Offi	PM	127
19250	Police Records Specialist	GS	047
19235	Police Records Supervisor	GS	057
19240	Police Records Unit Supervisor	GS	055
19760	Police Reports Specialist	GS	051
19233	Police Reports Supervisor	GS	055
75610	Police Sergeant	P	4
19320	Police Toxicologist	PM	128

19310	Police Train Mgr	PM	128
75410	Police Trainee	GS	054
11720	Police Training Technician	GS	053
13750	Pretreatment Assist Mgr	PM	125
20930	Pretreatment Field Operations	GS	057
20940	Pretreatment Inspector	GS	051
13720	Pretreatment Mgr	PM	132
13740	Pretreatment Engineering Associ	PM	128
11070	Printing & Equip Oper	GS	046
10320	Procurement Analyst	PM	126
10350	Project Compliance Specialist	PM	122
19465	Prop & Evidence Spec	GS	048
19450	Prop & Evidence Supv	GS	052
19460	Property and Disposition Speci	GS	050
11530	Property Control Off	GS	050
11560	Property Control Officer	GS	050
17237	Property Maint & Housing Inspe	GS	055
17227	Prpty Maint & Housing Inspe Su	GS	057
15545	Pub Svs Librarian	PM	125
15110	Public Arts Program Coordinato	PM	125
22300	Public Health Aide	GS	045
22090	Public Health Nurse	PM	128
22265	Public Health Program Manager	PM	132
22290	Public Health Specialist	PM	123
22270	Public Health Supervisor	PM	128
22070	Public Health Technician	GS	052
19780	Public Safety Communications S	GS	050
19750	Public Safety Communicator	GS	054
19755	Public Safety Communicator Tra	GS	051
19740	Public Safety Dispatcher - Pol	GS	051
19770	Public Safety Report Taker	GS	045
19730	Public Safety Shift Supervisor	GS	057
10310	Purch Agent	PM	129
10360	Purchasing Clerk	GS	047
13220	Quality Control Chemist	PM	131
16070	Recreation & Sports Coordinato	PM	126
16050	Recreation Division Supervisor	PM	129
16230	Recreation Leader	GS	047
16020	Recreation Prgm Mgr	PM	130
16130	Recreation Prgm Supv	PM	122
16220	Recreation Spec	GS	051
15615	Regional Library Branch Mgr	PM	130
11180	Research Assistant	PM	122
17650	Resurfacing Inspector	GS	047
12105	Return to Work Specialist	PM	124
12330	Revenue Processing Supervisor	GS	054
10380	Right of Way Agent	PM	125

10175	Right-of-Way Specialist	GS	049
12100	Risk Management Analyst	PM	129
12095	Risk Management Coordinator	PM	134
18714	Rockwall Crew Leader	GS	053
18770	Roofer	GS	053
11725	Safety and Training Coord	PM	125
23010	Safety Engineer	PM	132
11730	Safety Specialist	PM	124
11740	Safety Technician	GS	048
24030	Sanitarian	PM	125
24040	Sanitarian Specialist	PM	123
24000	Sanitary Services Manager	PM	134
24010	Sanitary Services Supervisor	PM	128
11130	Secretary	GS	046
12220	Senior Accountant	PM	128
12245	Senior Accounting/Payroll Spec	GS	052
22370	Senior Animal Care Attenda	GS	048
12085	Senior Auditor	PM	128
17315	Senior Code Compliance Officer	GS	053
19315	Senior Crime Analyst	PM	128
19150	Senior Deputy Court Clerk	GS	051
10710	Senior Grant Planner	PM	128
11055	Senior Graphics Technician	PM	123
10520	Senior HR Analyst	PM	128
10545	Senior Human Resources Special	GS	054
18604	Senior Industrial Electrician	GS	058
22150	Senior Nutritionist	PM	127
11230	Senior Office Assistant	GS	045
10140	Senior Planner	PM	128
10180	Senior Planning Technician	GS	046
17343	Senior Plans Examiner	PM	127
22280	Senior Public Health Specialis	PM	124
10325	Senior Purchasing Agent	PM	131
20450	Senior Safety Specialist	PM	126
11120	Senior Secretary	GS	049
12450	Senior Toll Collector	GS	048
16580	Senior Zoo Keeper	GS	049
14440	Shuttle Coach Operator	GS	045
10935	Sign Language Interpreter	PM	128
17810	Solid Waste Division Superviso	GS	054
17740	Solid Waste Landfill Superviso	GS	055
18525	Solid Waste Lead Service Workr	GS	048
17738	Solid Waste Operations Coordin	PM	122
17735	Solid Waste Operations Manager	PM	132
17820	Solid Waste Route Supervisor	GS	044
18565	Solid Waste Service Worker	GS	045
17730	Solid Waste Superintendent	GS	056

17824	Solid Waste Trk Drv Trainer	GS	052
17830	Solid Waste Truck Driver	GS	049
17840	Solid Waste Truck Driver Train	GS	043
15450	Southwest Librarian	PM	127
22340	Sr Animal Protection Officer	GS	053
12150	Sr. Budget & Mgmt Analyst	PM	129
12460	Sr. Cashier	GS	045
19435	Sr. Latent Print Examr	PM	123
13235	Sr. Microbiologist	PM	128
10315	Sr. Procurement Analyst	PM	128
10300	Sr. Purch Agent	PM	131
16240	Sr. Recreation Leader	GS	043
11550	Stores Clerk	GS	045
20705	Stormwater Superintendent	PM	130
18290	Streetcar Hostler	GS	043
18250	Streetcar Maintenance Supervis	GS	058
18270	Streetcar Maintenance Tech	GS	055
14235	Streetcar Safety Manager	PM	132
18555	Svs & Secur Worker	GS	043
17739	SW Fleet Support Srvs Chief	GS	058
12340	Tax Accounts Supervisor	GS	054
18240	Tire Repairer	GS	043
12420	Toll Collect Supv	GS	054
12480	Toll Collector	GS	043
19540	Tow Truck Operator	GS	045
18540	Trades Helper	GS	045
17510	Traffic Control Installation S	GS	053
13630	Traffic Control Planner	PM	126
13640	Traffic Control Specialist	GS	052
13610	Traffic Engineer	PM	132
13620	Traffic Engineer Associate	PM	128
17420	Traffic Signal Division Superv	GS	060
17440	Traffic Signal Maintenance Sup	GS	055
17430	Traffic Signs & Markings Divis	GS	059
17515	Traffic Signs & Markings Techn	GS	050
17520	Traffic Signs & Markings Worke	GS	048
17390	Traffic Signs and Markings Pla	GS	055
10440	Training & Development Coordin	PM	127
11700	Training & Public Programs Man	PM	132
11710	Training Specialist	PM	126
14258	Tran Asst Super of Ops	GS	058
14310	Tran Cust Svs Supv	GS	051
14320	Tran Data Spec	GS	051
14300	Tran Fleet Svs Supv	GS	052
14265	Tran Supv	GS	053
14260	Transit Call Ctr Supv	GS	055
14365	Transit Customer Service Repre	GS	044

14420	Transit Operator	GS	049
14410	Transit Operator Trainer	GS	051
14210	Transit Planning & Program Coo	PM	132
14360	Transit Quality Control Inspec	GS	049
14307	Transit Safety & Security Offi	PM	126
14305	Transit Safety Manager	PM	130
14306	Transit Safety Supervisor	PM	128
14340	Transit Schedule Writer	GS	051
14315	Transit Scheduler	GS	051
14255	Transit Senior Service Planner	PM	127
14256	Transit Service Planner	PM	125
11510	Transit Stock Controller	PM	123
14230	Transit Superintendent of Oper	PM	132
15610	Trans-Pecos Library System Coo	PM	130
17625	Transportation Manager	PM	132
17626	Transportation Planner	PM	127
14120	Transportation Svs Supv	GS	052
18440	Truck Driver	GS	045
20870	Util Central Control Oper	GS	054
20860	Util Central Control Supv	GS	058
20605	Util Cust Srv Quality Assuranc	GS	054
13730	Util Engr Assoc	PM	128
20625	Util Meter Reader Supv	GS	050
20650	Util Meter Repairer	GS	047
20615	Util Meter Shop Supv	GS	053
20635	Util Meter Sr. Repairer	GS	049
21140	Util Pipe Layer	GS	046
20905	Util Reclamation Plant Supt	PM	129
21030	Util Warehouse Supv	GS	057
13770	Util. Cptl. Imprv. Prgm. Spec	GS	056
20600	Utility Call Center Supervisor	GS	055
13245	Utility Chemist	PM	126
21008	Utility Chief Plants Maint Mgr	PM	134
20448	Utility Claims Specialist	PM	126
21060	Utility Construction Superviso	GS	054
20610	Utility Customer Service Super	GS	055
13710	Utility Engineer	PM	132
18445	Utility Equip Oper Associate	GS	044
18450	Utility Equip Operator Trainee	GS	043
20621	Utility Field Cust Serv Sr Ins	GS	051
20640	Utility Field Customer Service	GS	048
20630	Utility Field Customer Service	GS	049
20620	Utility Field Customer Service	GS	051
20430	Utility HR Assistant Mgr	PM	134
20560	Utility Laboratory Aide	GS	042
20555	Utility Laboratory Sampler	GS	048
20550	Utility Laboratory Technician	GS	050

21070	Utility Lead Maintenance Mech	GS	054
20660	Utility Meter Reader	GS	046
10375	Utility Planner	PM	126
20704	Utility Plant Chief Superinten	PM	132
20745	Utility Plant Lead Technician	GS	055
20750	Utility Plant Senior Tech	GS	052
20770	Utility Plant Technician	GS	050
20880	Utility Reclamation Plant Supe	PM	129
20440	Utility Safety & Claims Superv	PM	128
20530	Utility Sample Specialist	GS	53
13230	Utility Senior Chemist	PM	129
20645	Utility Senior Meter Reader	GS	048
17325	Vector Control Specialist	GS	051
17313	Vector Control Sr. Specialist	GS	054
17303	Vector Control Supervisor	GS	058
19520	Vehicle for Hire Inspector	GS	048
19510	Vehicle for Hire Supervisor	GS	050
16530	Veterinary Assistant	GS	049
16518	Veterinary Practice Manager	GS	055
16520	Veterinary Technician	GS	054
19380	Victim Services Advocate	GS	054
10910	Volunteer Program Coordinator	PM	125
10920	Volunteer Program Specialist	PM	122
10950	Volunteer Svs Spec	GS	050
19155	Warrant Clerk	GS	047
19158	Warrants Deputy Court Clerk	GS	048
21027	Wastewater Coll Maint Asst Sup	GS	060
21015	Wastewater Coll Systems Chief	PM	130
21025	Wastewater Collection Maintena	PM	128
21028	Wastewater Constr Asst Superin	PM	125
21020	Wastewater Construction Superi	PM	128
21130	Wastewater Lead Service Worker	GS	045
21040	Wastewater Lift Station Mainte	GS	054
20910	Wastewater Lift Station Superi	PM	128
20740	Wastewater Plant Assistant Sup	PM	125
20760	Wastewater Plant Senior Techni	GS	052
20720	Wastewater Plant Superintenden	PM	130
21110	Wastewater Service Worker Supe	GS	052
21050	Wastewtr Collect Maint Supv	GS	055
20525	Wastewtr Ops Control Analyst	PM	129
20320	Water Conservation Specialist	PM	124
20330	Water Conservation Technician	GS	049
21026	Water Dist Asst Superintendent	PM	125
21031	Water Dist Maint Trainer Super	GS	057
21010	Water Distribution Supt	PM	130
21120	Water Lead Service Worker	GS	048
20528	Water Ops Control Analyst	PM	129

20730	Water Plant Assistant Superint	PM	125
20710	Water Plant Superintendent	PM	130
20830	Water Production Assist Supt	PM	125
20810	Water Production Superintenden	PM	130
21100	Water Service Worker Superviso	GS	052
21115	Water Svs Insp	GS	050
18730	Welder	GS	052
18790	Welder	GS	052
22050	WIC Services Manager	PM	130
17395	Zone Board Adjust Secretary	GS	053
16500	Zoo Animal Behavior and Enrich	GS	053
16430	Zoo Animal Curator	PM	129
16560	Zoo Area Supervisor	GS	051
16550	Zoo Collection Supervisor	GS	53
16543	Zoo Commissary Lead Tech	GS	046
16540	Zoo Commissary Supervisor	GS	052
16545	Zoo Commissary Technician	GS	043
16440	Zoo Education Curator	PM	125
16445	Zoo Education Specialist	PM	123
16485	Zoo Exhibit Tech	GS	051
16490	Zoo Facilities Supv	GS	050
16462	Zoo Graphics Specialist	GS	058
16590	Zoo Keeper	GS	047
16460	Zoo Parks Operations Manager	PM	130
16465	Zoo Registrar	GS	053

Schedule E
Department of Information Technology Services
FY 2025 Maintenance, Support, and License Renewals

Dept.	DIVISION	ACCOUNT	PROGRAM	ACCOUNT DESCRIPTION	FY2025 Budget	Vendor
Capital Improvement	15240	522020	P1506	Data Processing Svcs. Contracts	41,809	LCPTracker Inc.
Capital Improvement	15240	522020	P1506	Data Processing Svcs. Contracts	1,200	Sketchup Licenses
Capital Improvement	15240	522020	P1506	Data Processing Svcs. Contracts	6,000	Rivet Licenses

49,009

City Attorney	15240	522150	P1506	Outside Contracts -Noc	40,974	GovQA Inc. / Granicus LLC.
City Attorney	15240	522150	P1506	Outside Contracts -Noc	6,829	GovQA Inc./ Granicus LLC.
City Attorney	15240	522290	P1506	Data Processing Svcs. Contracts	73,875	Thomson Reuters Elite d/b/a/ West Publishing Corp.
City Attorney	15240	522150	P1506	Outside Contracts -Noc	5,800	Thomson Reuters Elite d/b/a/ West Publishing Corp.

127,478

City Clerk	15240	522020	P1506	Data Processing Svcs. Contracts	2,760	Civc Plus
City Clerk	15240	522020	P1506	Data Processing Svcs. Contracts	30,000	RFD and Associate Inc.
City Clerk	11020	522020	P1506	Data Processing Svcs. Contracts	\$6,606	Civic Plus - Ellen Ostermeyer
City Clerk	11020	522020	P1506	Data Processing Svcs. Contracts	\$1,170	Carahsoft - Natalie Nohra
City Clerk	11020	522020	P1506	Data Processing Svcs. Contracts	\$2,757	Simply Voting Inc. - Victor Chemtob

\$43,293

CITYWIDE	15240	522020	P1506	Data Processing Svcs. Contracts	285,000	Microsoft Corporation
CITYWIDE	15240	522020	P1506	Data Processing Svcs. Contracts	1,700,000	SHI Govt Solutions
CITYWIDE	15240	522020	P1506	Data Processing Svcs. Contracts	18,000	SHI Govt Solutions
CITYWIDE	15240	522020	P1506	Data Processing Svcs. Contracts	55,000	SHI Govt Solutions
CITYWIDE	15240	522020	P1506	Data Processing Svcs. Contracts	200,000	Insight Public Sector
CITYWIDE	15240	522020	P1506	Data Processing Svcs. Contracts	45,000	SHI Govt Solutions
CITYWIDE	15240	522020	P1506	Data Processing Services. Contracts	266,350	Environmental Systems Research Institute (ESRI)
CITYWIDE	15240	522020	P1506	Data Processing Svcs. Contracts	1,158,000	Carahsoft Inc. / Accela Inc.
CITYWIDE	15240	522020	P1506	Data Processing Svcs. Contracts	60,000	Carahsoft Inc.
CITYWIDE	15240	522020	P1506	Data Processing Svcs. Contracts	180,000	Carahsoft Inc.
CITYWIDE	15240	522020	P1506	Data Processing Svcs. Contracts	114,954	Granicus LLC.
CITYWIDE	15240	522020	P1506	Data Processing Svcs. Contracts	25,500	Spectrum Technologies Inc.

Dept.	DIVISION	ACCOUNT	PROGRAM	ACCOUNT DESCRIPTOIN	FY2025 Budget	Vendor
CITYWIDE	15240	522020	P1506	Data Processing Svcs. Contracts	130,000	SHI Govt Solutions
CITYWIDE	15240	522020	P1506	Data Processing Svcs. Contracts	17,238	Advanced Security Contractors/ITD Electripro
CITYWIDE	15240	522020	P1506	Data Processing Svcs. Contracts	36,000	Advanced Security Contractors
CITYWIDE	15240	522020	P1506	Data Processing Svcs. Contracts	16,050	Creative Enterprise Solutions, LLC dba Beyond20
CITYWIDE	15240	522020	P1506	Data Processing Svcs. Contracts	122,000	SHI Govt Solutions
CITYWIDE	15240	522020	P1506	Data Processing Svcs. Contracts	105,000	SHI Govt Solutions
CITYWIDE	15240	522020	P1506	Data Processing Svcs. Contracts	8,250	SHI Govt Solutions
CITYWIDE	15240	522020	P1506	Data Processing Svcs. Contracts	5,000	SHI Govt Solutions
CITYWIDE	15240	522020	P1506	Data Processing Svcs. Contracts	120,000	Dell / Spectrum
CITYWIDE	15240	522020	P1506	Data Processing Svcs. Contracts	85,386	Carahsoft Inc.
CITYWIDE	15240	522020	P1506	Data Processing Svcs. Contracts	65,000	Flo Networks Inc.
CITYWIDE	15240	522020	P1506	Data Processing Svcs. Contracts	35,000	Various Vendors
CITYWIDE	15240	522020	P1506	Data Processing Svcs. Contracts	15,000	Active Power Inc.
CITYWIDE	15240	522020	P1506	Data Processing Svcs. Contracts	33,000	SHI Govt Solutions
CITYWIDE	15240	522020	P1506	Data Processing Svcs. Contracts	192,375	SHI Govt Solutions
CITYWIDE	15240	522020	P1506	Data Processing Svcs. Contracts	40,000	Hewlett Packard Enterprise Company
CITYWIDE	15240	522020	P1506	Data Processing Svcs. Contracts	270,000	VMWare
CITYWIDE	15240	522020	P1506	Data Processing Svcs. Contracts	65,000	Decision Tree Inc.
CITYWIDE	15240	522020	P1506	Data Processing Svcs. Contracts	5,000	Decision Tree Inc.
CITYWIDE	15240	522020	P1506	Data Processing Svcs. Contracts	1,000	Diligent Corporation
CITYWIDE	15240	522020	P1506	Data Processing Svcs. Contracts	80,000	SHI Govt Solutions
CITYWIDE	15240	522020	P1506	Data Processing Svcs. Contracts	7,500	SHI Govt Solutions
CITYWIDE	15240	522020	P1507	Data Processing Svcs. Contracts	12,000	Decision Tree Inc.
CITYWIDE	15240	522020	P1508	Data Processing Svcs. Contracts	12,000	Precidio Network Solutions
CITYWIDE	15240	522020	P1509	Data Processing Svcs. Contracts	40,000	SHI Govt Solutions
CITYWIDE	15240	522020	P1506	Data Processing Svcs. Contracts	1,820	SHI Govt Solutions
CITYWIDE	15240	522020	P1506	Data Processing Svcs. Contracts	58,000	Terralogic Document Systems
CITYWIDE	15240	522020	P1506	Data Processing Svcs. Contracts	150,000	DLT Solutions / Tech Data Corporation
CITYWIDE	15240	522150	P1506	Data Processing Svcs. Contracts	567,610	Oracle America Inc.
CITYWIDE	15240	522150	P1506	Data Processing Svcs. Contracts	154,500	Oracle America Inc.
CITYWIDE	15240	522150	P1506	Data Processing Svcs. Contracts	251,400	Oracle America Inc.
CITYWIDE	15240	522150	P1506	Data Processing Svcs. Contracts	190,325	Oracle America Inc.
CITYWIDE	15240	522150	P1506	Data Processing Svcs. Contracts	322,000	Oracle America Inc.
CITYWIDE	15240	522150	P1506	Data Processing Svcs. Contracts	118,976	Oracle America Inc.

Dept.	DIVISION	ACCOUNT	PROGRAM	ACCOUNT DESCRIPTION	FY2025 Budget	Vendor
CITYWIDE	15240	522150	P1506	Data Processing Svcs. Contracts	6,000	Oracle America Inc.
CITYWIDE	15240	522020	P1506	Data Processing Svcs. Contracts	150,000	Oracle America Inc.
CITYWIDE	15240	522020	P1506	Data Processing Svcs. Contracts	5,000	SHI Govt Solutions
CITYWIDE	15240	522020	P1506	Data Processing Svcs. Contracts	10,000	SHI Govt Solutions
CITYWIDE	15240	522020	P1506	Data Processing Svcs. Contracts	7,500	SHI Govt Solutions
CITYWIDE	15240	522020	P1506	Data Processing Svcs. Contracts	23,500	Innis Maggiore Group Inc.
CITYWIDE	15240	522020	P1506	Data Processing Svcs. Contracts	15,000	HPS Audio Video LLC.
CITYWIDE	15240	522020	P1506	Data Processing Svcs. Contracts	85,000	Advanced Security Contractors
CITYWIDE	15240	522020	P1506	Data Processing Svcs. Contracts	93,000	SHI Govt Solutions
CITYWIDE	15240	522020	P1506	Data Processing Svcs. Contracts	75,000	Creative Enterprise Solutions, LLC dba Beyond20
CITYWIDE	15240	522020	P1506	Data Processing Svcs. Contracts	175,000	TBD
CITYWIDE	15240	522020	P1506	Data Processing Svcs. Contracts	30,000	SHI Govt Solutions
CITYWIDE	15240	522020	P1506	Data Processing Svcs. Contracts	7,303	Micro Tel Inc.
CITYWIDE	15240	522020	P1507	Data Processing Svcs. Contracts	100,000	Advanced Security Contractors / ITD Electripro
CITYWIDE	15240	522020	P1506	Data Processing Svcs. Contracts	50,000	Advanced Security Contractors
CITYWIDE	15240	522290	P1506	Data Processing Svcs. Contracts	80,000	ITD Electripro
CITYWIDE	15240	522290	P1506	Data Processing Svcs. Contracts	25,000	Decision Tree Inc.
CITYWIDE	15240	522290	P1506	Data Processing Svcs. Contracts	25,000	Decision Tree Inc.
CITYWIDE	15240	522020	P1506	Data Processing Svcs. Contracts	285,000	Dell Computer Corp. d/b/a/ Dell Marketing LP
CITYWIDE	15240	522020	P1506	Data Processing Svcs. Contracts	33,000	SHI Govt Solutions
CITYWIDE	15240	522020	P1506	Data Processing Svcs. Contracts	24,000	SHI Govt Solutions
CITYWIDE	15240	522020	P1506	Data Processing Svcs. Contracts	64,000	Solid Border Inc / Bitsight
CITYWIDE	15240	522020	P1506	Data Processing Svcs. Contracts	15,750	Dell Computer Corp. d/b/a/ Dell Marketing LP
CITYWIDE	15240	522020	P1506	Data Processing Svcs. Contracts	11,000	Oracle America Inc.
CITYWIDE	15240	522020	P1506	Data Processing Svcs. Contracts	7,500	Faronics Technologies USA Inc.
CITYWIDE	15240	522020	P1506	Data Processing Svcs. Contracts	20,000	Pivot Technology Services Corp.
CITYWIDE	15240	522020	P1506	Data Processing Svcs. Contracts	350,000	Pivot Technology Services Corp.
CITYWIDE	15240	522020	P1506	Data Processing Svcs. Contracts	133,980	Pivot Technology Services Corp.
CITYWIDE	15240	522020	P1506	Data Processing Svcs. Contracts	67,774	Pivot Technology Services Corp.
CITYWIDE	15240	522020	P1506	Data Processing Svcs. Contracts	25,000	SHI Govt Solutions
CITYWIDE	15240	522290	P1506	Data Processing Svcs. Contracts	20,000	Insight Public Sector
CITYWIDE	15240	522020	P1506	Data Processing Svcs. Contracts	15,000	Decision Tree Inc.
CITYWIDE	15240	522020	P1506	Data Processing Svcs. Contracts	4,500	SHI Govt Solutions
CITYWIDE	15240	522290	P1506	Office Equip. Maint. Contracts	25,000	John Hargrove Consulting

Dept.	DIVISION	ACCOUNT	PROGRAM	ACCOUNT DESCRIPTOIN	FY2025 Budget	Vendor
CITYWIDE	15240	522290	P1506	Office Equip. Maint. Contracts	50,000	MCA Communications of America
CITYWIDE	15240	522290	P1506	Office Equip. Maint. Contracts	139,683	MCA Communications of America
CITYWIDE	15240	522290	P1506	Office Equip. Maint. Contracts	1,636,219	Motorola Solutions Inc.
CITYWIDE	15240	522290	P1506	Office Equip. Maint. Contracts	40,000	Motorola Solutions Inc.
CITYWIDE	15240	522290	P1506	Office Equip. Maint. Contracts	25,000	WatchGuard Inc.

11,394,943

Economic Development	15240	522020	P1506	Data Processing Svcs. Contracts	800	C2ER
Economic Development	15240	522020	P1506	Data Processing Svcs. Contracts	15,500	Chmura Economics & Analytics
Economic Development	15240	522020	P1506	Data Processing Svcs. Contracts	1,900	Moody's Analytics
Economic Development	15240	522020	P1506	Data Processing Svcs. Contracts	10,750	Impact Data Source
Economic Development	15240	522020	P1506	Data Processing Svcs. Contracts	12,405	Implan
Economic Development	15240	522020	P1506	Data Processing Svcs. Contracts	23,075	keen 360 Inc.
Economic Development	15240	522020	P1506	Data Processing Svcs. Contracts	8,000	SizeUP
Economic Development	15240	522020	P1507	Data Processing Svcs. Contracts	6,000	elmpact
Economic Development	15240	522020	P1507	Data Processing Svcs. Contracts	2,205	D&B Hoovers

80,635

Fire	15240	522020	P1506	Data Processing Svcs. Contracts	17,500	ESI Acquisition Inc./ Juvare LLC
Fire	15240	522020	P1506	Data Processing Svcs. Contracts	80,000	Sierra Wireless America Inc. / Insight Public Sector
Fire	15240	522020	P1506	Data Processing Svcs. Contracts	69,000	Target Solutions Learning Inc.
Fire	15240	522020	P1506	Data Processing Svcs. Contracts	12,000	Kronos Inc.
Fire	15240	522020	P1506	Data Processing Svcs. Contracts	20,000	PulsePoint Foundation
Fire	15240	522020	P1506	Data Processing Svcs. Contracts	400,000	Carahsoft Inc.

598,500

Human Resources	15240	522150	P1506	Outside Contracts - Noc	7,500	Economic Research Institute
Human Resources	15240	522150	P1506	Outside Contracts - Noc	10,301	SHI Govt Solutions
Human Resources	15240	522150	P1506	Outside Contracts - Noc	85,450	SHI Govt Solutions
Human Resources	15240	522150	P1506	Outside Contracts - Noc	151,530	SHI Govt Solutions
Human Resources	15240	522020	P1506	Data Processing Svcs. Contracts	270,000	Kronos Inc.
Human Resources	15240	522020	P1506	Data Processing Svcs. Contracts	1,600	Scantron Corporation

526,381

Dept.	DIVISION	ACCOUNT	PROGRAM	ACCOUNT DESCRIPTOIN	FY2025 Budget	Vendor
Libraries	15240	522290	P1506	Office Equip. Maint. Contracts	138,498	SIRSI Corporation d/b/a/ SirisDynix
Libraries	15240	522290	P1506	Office Equip. Maint. Contracts	13,645	SIRSI Corporation d/b/a/ SirisDynix
Libraries	15240	522290	P1506	Office Equip. Maint. Contracts	7,559	SIRSI Corporation d/b/a/ SirisDynix
Libraries	15240	522020	P1506	Data Processing Svcs. Contracts	75,000	Bibliotheca Inc.
Libraries	15240	522020	P1506	Data Processing Svcs. Contracts	35,344	Comprise Technologies Inc.
Libraries	15240	522020	P1506	Data Processing Svcs. Contracts	1,764	TechLogic Corporation
Libraries	15240	522020	P1506	Data Processing Svcs. Contracts	15,000	Immix inc. / Vispero

286,811

MCAD	15240	522020	P1506	Data Processing Svcs. Contracts	67,517	The Gibson Group Touch City Ltd.
MCAD	15240	522020	P1506	Data Processing Svcs. Contracts	3,500	PCMG Inc.
MCAD	15240	522020	P1506	Data Processing Svcs. Contracts	2,210	Past Perfect Software Inc.
MCAD	15240	522020	P1506	Data Processing Svcs. Contracts	8,775	Submit table Holdings Inc.
MCAD	15240	522020	P1506	Data Processing Svcs. Contracts	10,440	Wild Apricot

92,442

OTC	15240	522150	P1506	Outside Contracts - Noc	46,872	Vertisoft LLC. / Workiva Inc.
OTC	15240	522150	P1506	Outside Contracts - Noc	18,136	Appricity Corporation
OTC	15240	522150	P1506	Outside Contracts - Noc	30,279	Prodigiq Inc.
OTC	15240	522020	P1506	Data Processing Svcs. Contracts	65,000	e-CIVIS Inc.
OTC	15240	522020	P1506	Data Processing Svcs. Contracts	2,000	1099 Pro Inc.

162,287

OMB	15240	522150	P1506	Outside Contracts - Noc	23,000	Neos Consulting
-----	-------	--------	-------	-------------------------	--------	-----------------

Parks	15249	522020	P1506	Data Processing Svcs. Contracts	46,759	Perfect Mind Inc.
-------	-------	--------	-------	---------------------------------	--------	-------------------

Planning & Inspections	15240	522020	P1506	Data Processing Svcs. Contracts	28,025	Selectron Technologies Inc.
Planning & Inspections	15240	522020	P1506	Data Processing Svcs. Contracts	16,750	CityGovApp Inc.
Planning & Inspections	15240	522020	P1506	Data Processing Svcs. Contracts	15,000	Qless, Inc.
Planning & Inspections	15240	522020	P1506	Data Processing Svcs. Contracts	7,000	Pivot Technology Services Corp.
Planning & Inspections	15240	522020	P1506	Data Processing Svcs. Contracts	75,338	Carahsoft / e-Plansoft
Planning & Inspections	15240	522020	P1506	Data Processing Svcs. Contracts	14,000	T-Mobile USA Inc.

156,113

Dept.	DIVISION	ACCOUNT	PROGRAM	ACCOUNT DESCRIPTION	FY2025 Budget	Vendor
-------	----------	---------	---------	---------------------	---------------	--------

Police	15240	522020	P1506	Data Processing Svcs. Contracts	3,822	CI Technologies Inc.
Police	15240	522020	P1506	Data Processing Svcs. Contracts	209,544	Intergraph Corporation d/b/a/ Hexagon Safety and
Police	15240	522020	P1506	Data Processing Svcs. Contracts	5,470	Hexagon Safety and Infrastructure
Police	15240	522020	P1506	Data Processing Svcs. Contracts	15,000	Orion Communications, Inc.
Police	15240	522020	P1506	Data Processing Svcs. Contracts	6,000	Orion Communications, Inc.
Police	15240	522020	P1506	Data Processing Svcs. Contracts	60,528	SHI Govt Solutions
Police	15240	522020	P1506	Data Processing Svcs. Contracts	215,665	Idemia Identity & Security USA LLC
Police	15240	522020	P1506	Data Processing Svcs. Contracts	2,000	Scantron Corporation
Police	15240	522020	P1506	Data Processing Svcs. Contracts	7,000	Noritsu America Corporation
Police	15240	522020	P1506	Data Processing Svcs. Contracts	2,000	Digital Audio Corp. d/b/a/ Salient Sciences
Police	15240	522020	P1506	Data Processing Svcs. Contracts	9,798	Oxygen Forensics
Police	15240	522020	P1506	Data Processing Svcs. Contracts	6,300	Axon Enterprise previously iINPUT-ACE
Police	15240	522020	P1506	Data Processing Svcs. Contracts	18,800	Carahsoft Inc.
Police	15240	522020	P1506	Data Processing Svcs. Contracts	6,300	Hawke Analytics Inc.
Police	15240	522020	P1506	Data Processing Svcs. Contracts	34,000	ZNET Tech LLC
Police	15240	522020	P1506	Data Processing Svcs. Contracts	67,500	Lexis-Nexis
Police	15240	522020	P1506	Data Processing Svcs. Contracts	14,575	Magnet Forensics / Carahsoft Inc.
Police	15240	522020	P1506	Data Processing Svcs. Contracts	3,575	Berla iVE & Blackthorn GPS
Police	15240	522020	P1506	Data Processing Svcs. Contracts	168,249	APIC Solutions Inc.

856,126

Public Health	15240	522020	P1506	Data Processing Svcs. Contracts	6,000	Henry Schein Practice Solutions
Public Health	15240	522020	P1506	Data Processing Svcs. Contracts	7,500	Qless Inc.
Public Health	15240	522020	P1506	Data Processing Svcs. Contracts	1,504	Shi Government
Public Health	15240	522020	P1506	Data Processing Svcs. Contracts	1,440	Grammerly
Public Health	15240	522020	P1506	Data Processing Svcs. Contracts	750	Canva
Public Health	15240	522020	P1506	Data Processing Svcs. Contracts	600	Animaker
Public Health	15240	522020	P1506	Data Processing Svcs. Contracts	41,200	Paso Del Norte Health Information Exchange (PHIX)
Public Health	15240	522020	P1506	Data Processing Svcs. Contracts	40,000	Advanced Business Software
Public Health	15240	522020	P1506	Data Processing Svcs. Contracts	27,720	SCENE

126,714

Dept.	DIVISION	ACCOUNT	PROGRAM	ACCOUNT DESCRIPTOIN	FY2025 Budget	Vendor
-------	----------	---------	---------	---------------------	---------------	--------

Purchasing & Strategic Sourcing	15240	522020	P1506	Data Processing Svcs. Contracts	2,500	Wild Apricot
Purchasing & Strategic Sourcing	15240	522150	P1506	Outside Contracts - Noc	50,000	Equal Level Inc.
Purchasing & Strategic Sourcing	15240	522150	P1506	Data Processing Svcs. Contracts	29,000	Equal Level Inc.
Purchasing & Strategic Sourcing	15240	522150	P1506	Outside Contracts -Noc	28,725	Vfairs
Purchasing & Strategic Sourcing	15240	522020	P1506	Data Processing Svcs. Contracts	34,650	lonwave
Purchasing & Strategic Sourcing	15240	522150	P1506	Data Processing Svcs. Contracts	68,475	Carahsoft Inc./ Paymentworks

213,350

Streets and Maintenance	15240	522020	P1506	Data Processing Svcs. Contracts	35,056.00	Paradigm Traffic Systems
Streets and Maintenance	15240	522150	P1506	Data Processing Svcs. Contracts	3,010	Transoft Solutions
Streets and Maintenance	15240	522020	P1506	Data Processing Svcs. Contracts	3,947	Trafficware Ltd.
Streets and Maintenance	15240	522020	P1506	Data Processing Svcs. Contracts	35,000	MioVision
Streets and Maintenance	15240	522020	P1506	Data Processing Svcs. Contracts	19,500	Johnson Controls Inc.
Streets and Maintenance	15240	522150	P1506	Data Processing Svcs. Contracts	1,148	APWA Tracking Software
Streets and Maintenance	15240	522150	P1506	Data Processing Svcs. Contracts	35,750	Prodigiq

133,411

2024 Tax Rate Calculation Worksheet

Taxing Units Other Than School Districts or Water Districts

Form 50-856

CITY OF EL PASO

(915) 212-0000

Taxing Unit Name

Phone (area code and number)

300 N. Campbell, El Paso, TX 79901

www.elpasotexas.gov

Taxing Unit's Address, City, State, ZIP Code

Taxing Unit's Website Address

GENERAL INFORMATION: Tax Code Section 26.04(c) requires an officer or employee designated by the governing body to calculate the no-new-revenue (NNR) tax rate and voter-approval tax rate for the taxing unit. These tax rates are expressed in dollars per \$100 of taxable value calculated. The calculation process starts after the chief appraiser delivers to the taxing unit the certified appraisal roll and the estimated values of properties under protest. The designated officer or employee shall certify that the officer or employee has accurately calculated the tax rates and used values shown for the certified appraisal roll or certified estimate. The officer or employee submits the rates to the governing body by Aug. 7 or as soon thereafter as practicable.

School districts do not use this form, but instead use Comptroller Form 50-859 *Tax Rate Calculation Worksheet, School District without Chapter 313 Agreements* or Comptroller Form 50-884 *Tax Rate Calculation Worksheet, School District with Chapter 313 Agreements*.

Water districts as defined under Water Code Section 49.001(1) do not use this form, but instead use Comptroller Form 50-858 *Water District Voter-Approval Tax Rate Worksheet for Low Tax Rate and Developing Districts* or Comptroller Form 50-860 *Developed Water District Voter-Approval Tax Rate Worksheet*.

The Comptroller's office provides this worksheet to assist taxing units in determining tax rates. The information provided in this worksheet is offered as technical assistance and not legal advice. Taxing units should consult legal counsel for interpretations of law regarding tax rate preparation and adoption.

SECTION 1: No-New-Revenue Tax Rate

The NNR tax rate enables the public to evaluate the relationship between taxes for the prior year and for the current year based on a tax rate that would produce the same amount of taxes (no new taxes) if applied to the same properties that are taxed in both years. When appraisal values increase, the NNR tax rate should decrease.

The NNR tax rate for a county is the sum of the NNR tax rates calculated for each type of tax the county levies.

While uncommon, it is possible for a taxing unit to provide an exemption for only maintenance and operations taxes. In this case, the taxing unit will need to calculate the NNR tax rate separately for the maintenance and operations tax and the debt tax, then add the two components together.

Line	No-New-Revenue Tax Rate Worksheet	Amount/Rate
1.	Prior year total taxable value. Enter the amount of the prior year taxable value on the prior year tax roll today. Include any adjustments since last year's certification; exclude Tax Code Section 25.25(d) one-fourth and one-third over-appraisal corrections from these adjustments. Exclude any property value subject to an appeal under Chapter 42 as of July 25 (will add undisputed value in Line 6). This total includes the taxable value of homesteads with tax ceilings (will deduct in Line 2) and the captured value for tax increment financing (adjustment is made by deducting TIF taxes, as reflected in Line 17). ¹	\$ 46,948,442,200
2.	Prior year tax ceilings. Counties, cities and junior college districts. Enter the prior year total taxable value of homesteads with tax ceilings. These include the homesteads of homeowners age 65 or older or disabled. Other taxing units enter 0. If your taxing unit adopted the tax ceiling provision last year or a prior year for homeowners age 65 or older or disabled, use this step. ²	\$ 0
3.	Preliminary prior year adjusted taxable value. Subtract Line 2 from Line 1.	\$ 46,948,442,200
4.	Prior year total adopted tax rate.	\$ 0.818875 /\$100
5.	Prior year taxable value lost because court appeals of ARB decisions reduced the prior year's appraised value.	
	A. Original prior year ARB values:.....	\$ 1,735,234,576
	B. Prior year values resulting from final court decisions:.....	- \$ 1,444,035,418
	C. Prior year value loss. Subtract B from A. ³	\$ 291,199,158
6.	Prior year taxable value subject to an appeal under Chapter 42, as of July 25.	
	A. Prior year ARB certified value:.....	\$ 1,559,150,686
	B. Prior year disputed value:.....	- \$ 498,558,927
	C. Prior year undisputed value. Subtract B from A. ⁴	\$ 1,060,591,759
7.	Prior year Chapter 42 related adjusted values. Add Line 5C and Line 6C.	\$ 1,351,790,917

¹ Tex. Tax Code §26.012(14)

² Tex. Tax Code §26.012(14)

³ Tex. Tax Code §26.012(13)

⁴ Tex. Tax Code §26.012(13)

Line	No-New-Revenue Tax Rate Worksheet	Amount/Rate
8.	Prior year taxable value, adjusted for actual and potential court-ordered adjustments. Add Line 3 and Line 7.	\$ 48,300,233,117
9.	Prior year taxable value of property in territory the taxing unit deannexed after Jan. 1, 2024. Enter the prior year value of property in deannexed territory. ⁵	\$ 0
10.	<p>Prior year taxable value lost because property first qualified for an exemption in the current year. If the taxing unit increased an original exemption, use the difference between the original exempted amount and the increased exempted amount. Do not include value lost due to freeport, goods-in-transit, temporary disaster exemptions. Note that lowering the amount or percentage of an existing exemption in the current year does not create a new exemption or reduce taxable value.</p> <p>A. Absolute exemptions. Use prior year market value: \$ 25,723,015</p> <p>B. Partial exemptions. Current year exemption amount or current year percentage exemption times prior year value: + \$ 193,284,378</p> <p>C. Value loss. Add A and B.⁶</p>	\$ 219,007,393
11.	<p>Prior year taxable value lost because property first qualified for agricultural appraisal (1-d or 1-d-1), timber appraisal, recreational/scenic appraisal or public access airport special appraisal in the current year. Use only properties that qualified for the first time in the current year; do not use properties that qualified in the prior year.</p> <p>A. Prior year market value: \$ 29,324</p> <p>B. Current year productivity or special appraised value: - \$ 1,013</p> <p>C. Value loss. Subtract B from A.⁷</p>	\$ 28,311
12.	Total adjustments for lost value. Add Lines 9, 10C and 11C.	\$ 219,035,704
13.	Prior year captured value of property in a TIF. Enter the total value of the prior year captured appraised value of property taxable by a taxing unit in a tax increment financing zone for which the prior year taxes were deposited into the tax increment fund. ⁸ If the taxing unit has no captured appraised value in line 18D, enter 0.	\$ 541,579,258
14.	Prior year total value. Subtract Line 12 and Line 13 from Line 8.	\$ 47,539,618,155
15.	Adjusted prior year total levy. Multiply Line 4 by Line 14 and divide by \$100.	\$ 389,290,048
16.	Taxes refunded for years preceding the prior tax year. Enter the amount of taxes refunded by the taxing unit for tax years preceding the prior tax year. Types of refunds include court decisions, Tax Code Section 25.25(b) and (c) corrections and Tax Code Section 31.11 payment errors. Do not include refunds for the prior tax year. This line applies only to tax years preceding the prior tax year. ⁹	\$ 5,055,177
17.	Adjusted prior year levy with refunds and TIF adjustment. Add Lines 15 and 16. ¹⁰	\$ 394,345,225
18.	<p>Total current year taxable value on the current year certified appraisal roll today. This value includes only certified values or certified estimate of values and includes the total taxable value of homesteads with tax ceilings (will deduct in Line 20). These homesteads include homeowners age 65 or older or disabled.¹¹</p> <p>A. Certified values: \$ 52,549,988,376</p> <p>B. Counties: Include railroad rolling stock values certified by the Comptroller's office: + \$ _____</p> <p>C. Pollution control and energy storage system exemption: Deduct the value of property exempted for the current tax year for the first time as pollution control or energy storage system property: - \$ 0</p> <p>D. Tax increment financing: Deduct the current year captured appraised value of property taxable by a taxing unit in a tax increment financing zone for which the current year taxes will be deposited into the tax increment fund. Do not include any new property value that will be included in Line 23 below.¹² - \$ 641,400,354</p> <p>E. Total current year value. Add A and B, then subtract C and D.</p>	\$ 51,908,588,022

⁵ Tex. Tax Code §26.012(15)
⁶ Tex. Tax Code §26.012(15)
⁷ Tex. Tax Code §26.012(15)
⁸ Tex. Tax Code §26.03(c)
⁹ Tex. Tax Code §26.012(13)
¹⁰ Tex. Tax Code §26.012(13)
¹¹ Tex. Tax Code §26.012, 26.04(c-2)
¹² Tex. Tax Code §26.03(c)

Line	No-New-Revenue Tax Rate Worksheet	Amount/Rate
19.	<p>Total value of properties under protest or not included on certified appraisal roll. ¹³</p> <p>A. Current year taxable value of properties under protest. The chief appraiser certifies a list of properties still under ARB protest. The list shows the appraisal district’s value and the taxpayer’s claimed value, if any, or an estimate of the value if the taxpayer wins. For each of the properties under protest, use the lowest of these values. Enter the total value under protest. ¹⁴ \$ <u>379,678,195</u></p> <p>B. Current year value of properties not under protest or included on certified appraisal roll. The chief appraiser gives taxing units a list of those taxable properties that the chief appraiser knows about but are not included in the appraisal roll certification. These properties also are not on the list of properties that are still under protest. On this list of properties, the chief appraiser includes the market value, appraised value and exemptions for the preceding year and a reasonable estimate of the market value, appraised value and exemptions for the current year. Use the lower market, appraised or taxable value (as appropriate). Enter the total value of property not on the certified roll. ¹⁵ + \$ <u>0</u></p> <p>C. Total value under protest or not certified. Add A and B. \$ <u>379,678,195</u></p>	
20.	<p>Current year tax ceilings. Counties, cities and junior colleges enter current year total taxable value of homesteads with tax ceilings. These include the home- steads of homeowners age 65 or older or disabled. Other taxing units enter 0. If your taxing unit adopted the tax ceiling provision in the prior year or a previous year for homeowners age 65 or older or disabled, use this step. ¹⁶</p>	\$ <u>0</u>
21.	<p>Current year total taxable value. Add Lines 18E and 19C. Subtract Line 20. ¹⁷</p>	\$ <u>52,288,266,217</u>
22.	<p>Total current year taxable value of properties in territory annexed after Jan. 1, of the prior year. Include both real and personal property. Enter the current year value of property in territory annexed. ¹⁸</p>	\$ <u>0</u>
23.	<p>Total current year taxable value of new improvements and new personal property located in new improvements. New means the item was not on the appraisal roll in the prior year. An improvement is a building, structure, fixture or fence erected on or affixed to land. New additions to existing improvements may be included if the appraised value can be determined. New personal property in a new improvement must have been brought into the taxing unit after Jan. 1, of the prior year and be located in a new improvement. New improvements do include property on which a tax abatement agreement has expired for the current year. ¹⁹</p>	\$ <u>496,528,858</u>
24.	<p>Total adjustments to the current year taxable value. Add Lines 22 and 23.</p>	\$ <u>496,528,858</u>
25.	<p>Adjusted current year taxable value. Subtract Line 24 from Line 21.</p>	\$ <u>51,791,737,359</u>
26.	<p>Current year NNR tax rate. Divide Line 17 by Line 25 and multiply by \$100. ²⁰</p>	\$ <u>0.761405</u> /\$100
27.	<p>COUNTIES ONLY. Add together the NNR tax rates for each type of tax the county levies. The total is the current year county NNR tax rate. ²¹</p>	\$ _____ /\$100

SECTION 2: Voter-Approval Tax Rate

The voter-approval tax rate is the highest tax rate that a taxing unit may adopt without holding an election to seek voter approval of the rate. The voter-approval tax rate is split into two separate rates:

- Maintenance and Operations (M&O) Tax Rate:** The M&O portion is the tax rate that is needed to raise the same amount of taxes that the taxing unit levied in the prior year plus the applicable percentage allowed by law. This rate accounts for such things as salaries, utilities and day-to-day operations.
- Debt Rate:** The debt rate includes the debt service necessary to pay the taxing unit’s debt payments in the coming year. This rate accounts for principal and interest on bonds and other debt secured by property tax revenue.

The voter-approval tax rate for a county is the sum of the voter-approval tax rates calculated for each type of tax the county levies. In most cases the voter-approval tax rate exceeds the no-new-revenue tax rate, but occasionally decreases in a taxing unit’s debt service will cause the NNR tax rate to be higher than the voter-approval tax rate.

Line	Voter-Approval Tax Rate Worksheet	Amount/Rate
28.	<p>Prior year M&O tax rate. Enter the prior year M&O tax rate.</p>	\$ <u>0.562409</u> /\$100
29.	<p>Prior year taxable value, adjusted for actual and potential court-ordered adjustments. Enter the amount in Line 8 of the <i>No-New-Revenue Tax Rate Worksheet</i>.</p>	\$ <u>48,300,233,117</u>

¹³ Tex. Tax Code §26.01(c) and (d)
¹⁴ Tex. Tax Code §26.01(c)
¹⁵ Tex. Tax Code §26.01(d)
¹⁶ Tex. Tax Code §26.012(6)(B)
¹⁷ Tex. Tax Code §26.012(6)
¹⁸ Tex. Tax Code §26.012(17)
¹⁹ Tex. Tax Code §26.012(17)
²⁰ Tex. Tax Code §26.04(c)
²¹ Tex. Tax Code §26.04(d)

Line	Voter-Approval Tax Rate Worksheet	Amount/Rate
30.	Total prior year M&O levy. Multiply Line 28 by Line 29 and divide by \$100	\$ 271,644,858
31.	<p>Adjusted prior year levy for calculating NNR M&O rate.</p> <p>A. M&O taxes refunded for years preceding the prior tax year. Enter the amount of M&O taxes refunded in the preceding year for taxes before that year. Types of refunds include court decisions, Tax Code Section 25.25(b) and (c) corrections and Tax Code Section 31.11 payment errors. Do not include refunds for tax year 2022. This line applies only to tax years preceding the prior tax year..... + \$ 3,440,375</p> <p>B. Prior year taxes in TIF. Enter the amount of taxes paid into the tax increment fund for a reinvestment zone as agreed by the taxing unit. If the taxing unit has no current year captured appraised value in Line 18D, enter 0..... - \$ 3,045,890</p> <p>C. Prior year transferred function. If discontinuing all of a department, function or activity and transferring it to another taxing unit by written contract, enter the amount spent by the taxing unit discontinuing the function in the 12 months preceding the month of this calculation. If the taxing unit did not operate this function for this 12-month period, use the amount spent in the last full fiscal year in which the taxing unit operated the function. The taxing unit discontinuing the function will subtract this amount in D below. The taxing unit receiving the function will add this amount in D below. Other taxing units enter 0. +/- \$ 0</p> <p>D. Prior year M&O levy adjustments. Subtract B from A. For taxing unit with C, subtract if discontinuing function and add if receiving function..... \$ 394,485</p> <p>E. Add Line 30 to 31D.</p>	\$ 272,039,343
32.	Adjusted current year taxable value. Enter the amount in Line 25 of the <i>No-New-Revenue Tax Rate Worksheet</i> .	\$ 51,791,737,359
33.	Current year NNR M&O rate (unadjusted). Divide Line 31E by Line 32 and multiply by \$100.	\$ 0.525256 /\$100
34.	<p>Rate adjustment for state criminal justice mandate. ²³</p> <p>A. Current year state criminal justice mandate. Enter the amount spent by a county in the previous 12 months providing for the maintenance and operation cost of keeping inmates in county-paid facilities after they have been sentenced. Do not include any state reimbursement received by the county for the same purpose. \$ 0</p> <p>B. Prior year state criminal justice mandate. Enter the amount spent by a county in the 12 months prior to the previous 12 months providing for the maintenance and operation cost of keeping inmates in county-paid facilities after they have been sentenced. Do not include any state reimbursement received by the county for the same purpose. Enter zero if this is the first time the mandate applies..... - \$ 0</p> <p>C. Subtract B from A and divide by Line 32 and multiply by \$100..... \$ 0.000000 /\$100</p> <p>D. Enter the rate calculated in C. If not applicable, enter 0.</p>	\$ _____ /\$100
35.	<p>Rate adjustment for indigent health care expenditures. ²⁴</p> <p>A. Current year indigent health care expenditures. Enter the amount paid by a taxing unit providing for the maintenance and operation cost of providing indigent health care for the period beginning on July 1, of the prior tax year and ending on June 30, of the current tax year, less any state assistance received for the same purpose. \$ 0</p> <p>B. Prior year indigent health care expenditures. Enter the amount paid by a taxing unit providing for the maintenance and operation cost of providing indigent health care for the period beginning on July 1, 2022 and ending on June 30, 2023, less any state assistance received for the same purpose..... - \$ 0</p> <p>C. Subtract B from A and divide by Line 32 and multiply by \$100..... \$ 0.000000 /\$100</p> <p>D. Enter the rate calculated in C. If not applicable, enter 0.</p>	\$ 0.000000 /\$100

²² [Reserved for expansion]

²³ Tex. Tax Code §26.044

²⁴ Tex. Tax Code §26.0441

Line	Voter-Approval Tax Rate Worksheet	Amount/Rate
36.	<p>Rate adjustment for county indigent defense compensation. ²⁵</p> <p>A. Current year indigent defense compensation expenditures. Enter the amount paid by a county to provide appointed counsel for indigent individuals and fund the operations of a public defender’s office under Article 26.044, Code of Criminal Procedure for the period beginning on July 1, of the prior tax year and ending on June 30, of the current tax year, less any state grants received by the county for the same purpose. \$ 0</p> <p>B. Prior year indigent defense compensation expenditures. Enter the amount paid by a county to provide appointed counsel for indigent individuals and fund the operations of a public defender’s office under Article 26.044, Code of Criminal Procedure for the period beginning on July 1, 2022 and ending on June 30, 2023, less any state grants received by the county for the same purpose. \$ 0</p> <p>C. Subtract B from A and divide by Line 32 and multiply by \$100. \$ 0.000000 /\$100</p> <p>D. Multiply B by 0.05 and divide by Line 32 and multiply by \$100. \$ 0.000000 /\$100</p> <p>E. Enter the lesser of C and D. If not applicable, enter 0.</p>	\$ 0.000000 /\$100
37.	<p>Rate adjustment for county hospital expenditures. ²⁶</p> <p>A. Current year eligible county hospital expenditures. Enter the amount paid by the county or municipality to maintain and operate an eligible county hospital for the period beginning on July 1, of the prior tax year and ending on June 30, of the current tax year. \$ 0</p> <p>B. Prior year eligible county hospital expenditures. Enter the amount paid by the county or municipality to maintain and operate an eligible county hospital for the period beginning on July 1, 2022 and ending on June 30, 2023. \$ 0</p> <p>C. Subtract B from A and divide by Line 32 and multiply by \$100. \$ 0.000000 /\$100</p> <p>D. Multiply B by 0.08 and divide by Line 32 and multiply by \$100. \$ 0.000000 /\$100</p> <p>E. Enter the lesser of C and D, if applicable. If not applicable, enter 0.</p>	\$ 0.000000 /\$100
38.	<p>Rate adjustment for defunding municipality. This adjustment only applies to a municipality that is considered to be a defunding municipality for the current tax year under Chapter 109, Local Government Code. Chapter 109, Local Government Code only applies to municipalities with a population of more than 250,000 and includes a written determination by the Office of the Governor. See Tax Code Section 26.0444 for more information.</p> <p>A. Amount appropriated for public safety in the prior year. Enter the amount of money appropriated for public safety in the budget adopted by the municipality for the preceding fiscal year \$ 0</p> <p>B. Expenditures for public safety in the prior year. Enter the amount of money spent by the municipality for public safety during the preceding fiscal year. \$ 0</p> <p>C. Subtract B from A and divide by Line 32 and multiply by \$100 \$ 0.000000 /\$100</p> <p>D. Enter the rate calculated in C. If not applicable, enter 0.</p>	\$ 0.000000 /\$100
39.	<p>Adjusted current year NNR M&O rate. Add Lines 33, 34D, 35D, 36E, and 37E. Subtract Line 38D.</p>	\$ 0.525256 /\$100
40.	<p>Adjustment for prior year sales tax specifically to reduce property taxes. Cities, counties and hospital districts that collected and spent additional sales tax on M&O expenses in the prior year should complete this line. These entities will deduct the sales tax gain rate for the current year in Section 3. Other taxing units, enter zero.</p> <p>A. Enter the amount of additional sales tax collected and spent on M&O expenses in the prior year, if any. Counties must exclude any amount that was spent for economic development grants from the amount of sales tax spent \$ 0</p> <p>B. Divide Line 40A by Line 32 and multiply by \$100 \$ 0.000000 /\$100</p> <p>C. Add Line 40B to Line 39.</p>	\$ 0.525256 /\$100
41.	<p>Current year voter-approval M&O rate. Enter the rate as calculated by the appropriate scenario below.</p> <p>Special Taxing Unit. If the taxing unit qualifies as a special taxing unit, multiply Line 40C by 1.08.</p> <p>- or -</p> <p>Other Taxing Unit. If the taxing unit does not qualify as a special taxing unit, multiply Line 40C by 1.035.</p>	\$ 0.543639 /\$100

²⁵ Tex. Tax Code §26.0442
²⁶ Tex. Tax Code §26.0443

Line	Voter-Approval Tax Rate Worksheet	Amount/Rate
D41.	<p>Disaster Line 41 (D41): Current year voter-approval M&O rate for taxing unit affected by disaster declaration. If the taxing unit is located in an area declared a disaster area and at least one person is granted an exemption under Tax Code Section 11.35 for property located in the taxing unit, the governing body may direct the person calculating the voter-approval tax rate to calculate in the manner provided for a special taxing unit. The taxing unit shall continue to calculate the voter-approval tax rate in this manner until the earlier of</p> <p>1) the first year in which total taxable value on the certified appraisal roll exceeds the total taxable value of the tax year in which the disaster occurred, or</p> <p>2) the third tax year after the tax year in which the disaster occurred</p> <p>If the taxing unit qualifies under this scenario, multiply Line 40C by 1.08.²⁷ If the taxing unit does not qualify, do not complete Disaster Line 41 (Line D41).</p>	\$ 0.000000 /\$100
42.	<p>Total current year debt to be paid with property taxes and additional sales tax revenue. Debt means the interest and principal that will be paid on debts that:</p> <p>(1) are paid by property taxes,</p> <p>(2) are secured by property taxes,</p> <p>(3) are scheduled for payment over a period longer than one year, and</p> <p>(4) are not classified in the taxing unit’s budget as M&O expenses.</p> <p>A. Debt also includes contractual payments to other taxing units that have incurred debts on behalf of this taxing unit, if those debts meet the four conditions above. Include only amounts that will be paid from property tax revenue. Do not include appraisal district budget payments. If the governing body of a taxing unit authorized or agreed to authorize a bond, warrant, certificate of obligation, or other evidence of indebtedness on or after Sept. 1, 2021, verify if it meets the amended definition of debt before including it here.²⁸</p> <p>Enter debt amount \$ 129,161,204</p> <p>B. Subtract unencumbered fund amount used to reduce total debt. - \$ 0</p> <p>C. Subtract certified amount spent from sales tax to reduce debt (enter zero if none) - \$ 0</p> <p>D. Subtract amount paid from other resources - \$ 8,177,312</p> <p>E. Adjusted debt. Subtract B, C and D from A. \$ 120,983,892</p>	\$ 120,983,892
43.	Certified prior year excess debt collections. Enter the amount certified by the collector. ²⁹	\$ 2,070,045
44.	Adjusted current year debt. Subtract Line 43 from Line 42E.	\$ 118,913,847
45.	<p>Current year anticipated collection rate.</p> <p>A. Enter the current year anticipated collection rate certified by the collector.³⁰ 98.64 %</p> <p>B. Enter the prior year actual collection rate..... 98.64 %</p> <p>C. Enter the 2022 actual collection rate. 98.92 %</p> <p>D. Enter the 2021 actual collection rate. 98.79 %</p> <p>E. If the anticipated collection rate in A is lower than actual collection rates in B, C and D, enter the lowest collection rate from B, C and D. If the anticipated rate in A is higher than at least one of the rates in the prior three years, enter the rate from A. Note that the rate can be greater than 100%.³¹</p>	98.64 %
46.	Current year debt adjusted for collections. Divide Line 44 by Line 45E.	\$ 120,553,372
47.	Current year total taxable value. Enter the amount on Line 21 of the <i>No-New-Revenue Tax Rate Worksheet</i> .	\$ 52,288,266,217
48.	Current year debt rate. Divide Line 46 by Line 47 and multiply by \$100.	\$ 0.230555 /\$100
49.	Current year voter-approval tax rate. Add Lines 41 and 48.	\$ 0.774194 /\$100
D49.	<p>Disaster Line 49 (D49): Current year voter-approval tax rate for taxing unit affected by disaster declaration. Complete this line if the taxing unit calculated the voter-approval tax rate in the manner provided for a special taxing unit on Line D41. Add Line D41 and 48.</p>	\$ 0.000000 /\$100

²⁷ Tex. Tax Code §26.042(a)
²⁸ Tex. Tax Code §26.012(7)
²⁹ Tex. Tax Code §26.012(10) and 26.04(b)
³⁰ Tex. Tax Code §26.04(b)
³¹ Tex. Tax Code §§26.04(h), (h-1) and (h-2)

Line	Voter-Approval Tax Rate Worksheet	Amount/Rate
50.	COUNTIES ONLY. Add together the voter-approval tax rates for each type of tax the county levies. The total is the current year county voter-approval tax rate.	\$ 0.000000 /\$100

SECTION 3: NNR Tax Rate and Voter-Approval Tax Rate Adjustments for Additional Sales Tax to Reduce Property Taxes

Cities, counties and hospital districts may levy a sales tax specifically to reduce property taxes. Local voters by election must approve imposing or abolishing the additional sales tax. If approved, the taxing unit must reduce its NNR and voter-approval tax rates to offset the expected sales tax revenue.

This section should only be completed by a county, city or hospital district that is required to adjust its NNR tax rate and/or voter-approval tax rate because it adopted the additional sales tax.

Line	Additional Sales and Use Tax Worksheet	Amount/Rate
51.	Taxable Sales. For taxing units that adopted the sales tax in November of the prior tax year or May of the current tax year, enter the Comptroller's estimate of taxable sales for the previous four quarters. ³² Estimates of taxable sales may be obtained through the Comptroller's Allocation Historical Summary webpage. Taxing units that adopted the sales tax before November of the prior year, enter 0.	\$ 0
52.	Estimated sales tax revenue. Counties exclude any amount that is or will be spent for economic development grants from the amount of estimated sales tax revenue. ³³ Taxing units that adopted the sales tax in November of the prior tax year or in May of the current tax year. Multiply the amount on Line 51 by the sales tax rate (.01, .005 or .0025, as applicable) and multiply the result by .95. ³⁴ - or - Taxing units that adopted the sales tax before November of the prior year. Enter the sales tax revenue for the previous four quarters. Do not multiply by .95.	\$ 0
53.	Current year total taxable value. Enter the amount from Line 21 of the <i>No-New-Revenue Tax Rate Worksheet</i> .	\$ 52,288,266,217
54.	Sales tax adjustment rate. Divide Line 52 by Line 53 and multiply by \$100.	\$ 0.000000 /\$100
55.	Current year NNR tax rate, unadjusted for sales tax. ³⁵ Enter the rate from Line 26 or 27, as applicable, on the <i>No-New-Revenue Tax Rate Worksheet</i> .	\$ 0.761405 /\$100
56.	Current year NNR tax rate, adjusted for sales tax. Taxing units that adopted the sales tax in November the prior tax year or in May of the current tax year. Subtract Line 54 from Line 55. Skip to Line 57 if you adopted the additional sales tax before November of the prior tax year.	\$ 0.761405 /\$100
57.	Current year voter-approval tax rate, unadjusted for sales tax. ³⁶ Enter the rate from Line 49, Line D49 (disaster) or Line 50 (counties) as applicable, of the <i>Voter-Approval Tax Rate Worksheet</i> .	\$ 0.774194 /\$100
58.	Current year voter-approval tax rate, adjusted for sales tax. Subtract Line 54 from Line 57.	\$ 0.774194 /\$100

SECTION 4: Voter-Approval Tax Rate Adjustment for Pollution Control

A taxing unit may raise its rate for M&O funds used to pay for a facility, device or method for the control of air, water or land pollution. This includes any land, structure, building, installation, excavation, machinery, equipment or device that is used, constructed, acquired or installed wholly or partly to meet or exceed pollution control requirements. The taxing unit's expenses are those necessary to meet the requirements of a permit issued by the Texas Commission on Environmental Quality (TCEQ). The taxing unit must provide the tax assessor with a copy of the TCEQ letter of determination that states the portion of the cost of the installation for pollution control.

This section should only be completed by a taxing unit that uses M&O funds to pay for a facility, device or method for the control of air, water or land pollution.

Line	Voter-Approval Rate Adjustment for Pollution Control Requirements Worksheet	Amount/Rate
59.	Certified expenses from the Texas Commission on Environmental Quality (TCEQ). Enter the amount certified in the determination letter from TCEQ. ³⁷ The taxing unit shall provide its tax assessor-collector with a copy of the letter. ³⁸	\$ 0
60.	Current year total taxable value. Enter the amount from Line 21 of the <i>No-New-Revenue Tax Rate Worksheet</i> .	\$ 52,288,266,217
61.	Additional rate for pollution control. Divide Line 59 by Line 60 and multiply by \$100.	\$ 0.000000 /\$100

³² Tex. Tax Code §26.041(d)
³³ Tex. Tax Code §26.041(i)
³⁴ Tex. Tax Code §26.041(d)
³⁵ Tex. Tax Code §26.04(c)
³⁶ Tex. Tax Code §26.04(c)
³⁷ Tex. Tax Code §26.045(d)
³⁸ Tex. Tax Code §26.045(i)

Line	Voter-Approval Rate Adjustment for Pollution Control Requirements Worksheet	Amount/Rate
62.	Current year voter-approval tax rate, adjusted for pollution control. Add Line 61 to one of the following lines (as applicable): Line 49, Line D49 (disaster), Line 50 (counties) or Line 58 (taxing units with the additional sales tax).	\$ 0.774194 /\$100

SECTION 5: Voter-Approval Tax Rate Adjustment for Unused Increment Rate

The unused increment rate is the rate equal to the sum of the prior 3 years Foregone Revenue Amounts divided by the current taxable value.³⁹ The Foregone Revenue Amount for each year is equal to that year’s adopted tax rate subtracted from that year’s voter-approval tax rate adjusted to remove the unused increment rate multiplied by that year’s current total value.⁴⁰ In a year where a taxing unit adopts a rate by applying any portion of the unused increment rate, the portion of the unused increment rate that was used must be backed out of the calculation for that year.

The difference between the adopted tax rate and adjusted voter-approval tax rate is considered zero in the following scenarios:

- a tax year in which a taxing unit affected by a disaster declaration calculates the tax rate under Tax Code Section 26.042;⁴¹
- a tax year in which the municipality is a defunding municipality, as defined by Tax Code Section 26.0501(a);⁴² or
- after Jan. 1, 2022, a tax year in which the comptroller determines that the county implemented a budget reduction or reallocation described by Local Government Code Section 120.002(a) without the required voter approval.⁴³

Individual components can be negative, but the overall rate will be the greater of zero or the calculated rate.

This section should only be completed by a taxing unit that does not meet the definition of a special taxing unit.⁴⁴

Line	Unused Increment Rate Worksheet	Amount/Rate
63.	Year 3 Foregone Revenue Amount. Subtract the 2023 unused increment rate and 2023 actual tax rate from the 2023 voter-approval tax rate. Multiply the result by the 2023 current total value A. Voter-approval tax rate (Line 67) B. Unused increment rate (Line 66) C. Subtract B from A D. Adopted Tax Rate E. Subtract D from C F. 2023 Total Taxable Value (Line 60) G. Multiply E by F and divide the results by \$100	\$ 0.843259 /\$100 \$ 0.009415 /\$100 \$ 0.833844 /\$100 \$ 0.818875 /\$100 \$ 0.014969 /\$100 \$ 47,132,748.248 \$ 7,055.301
64.	Year 2 Foregone Revenue Amount. Subtract the 2022 unused increment rate and 2022 actual tax rate from the 2022 voter-approval tax rate. Multiply the result by the 2022 current total value A. Voter-approval tax rate (Line 67) B. Unused increment rate (Line 66) C. Subtract B from A D. Adopted Tax Rate E. Subtract D from C F. 2022 Total Taxable Value (Line 60) G. Multiply E by F and divide the results by \$100	\$ 0.871813 /\$100 \$ 0.008232 /\$100 \$ 0.863581 /\$100 \$ 0.862398 /\$100 \$ 0.001183 /\$100 \$ 42,770,768.996 \$ 505.978
65.	Year 1 Foregone Revenue Amount. Subtract the 2021 unused increment rate and 2021 actual tax rate from the 2021 voter-approval tax rate. Multiply the result by the 2021 current total value A. Voter-approval tax rate (Line 67) B. Unused increment rate (Line 65) C. Subtract B from A D. Adopted Tax Rate E. Subtract D from C F. 2021 Total Taxable Value (Line 60) G. Multiply E by F and divide the results by \$100	\$ 0.915533 /\$100 \$ 0.005995 /\$100 \$ 0.909538 /\$100 \$ 0.907301 /\$100 \$ 0.002237 /\$100 \$ 37,927,129.057 \$ 848,429
66.	Total Foregone Revenue Amount. Add Lines 63G, 64G and 65G	\$ 8,409,708 /\$100
67.	2024 Unused Increment Rate. Divide Line 66 by Line 21 of the <i>No-New-Revenue Rate Worksheet</i> . Multiply the result by 100	\$ 0.016083 /\$100
68.	Total 2024 voter-approval tax rate, including the unused increment rate. Add Line 67 to one of the following lines (as applicable): Line 49, Line 50 (counties), Line 58 (taxing units with additional sales tax) or Line 62 (taxing units with pollution)	\$ 0.790277 /\$100

³⁹ Tex. Tax Code §26.013(b)
⁴⁰ Tex. Tax Code §26.013(a)(1-a), (1-b), and (2)
⁴¹ Tex. Tax Code §§26.04(c)(2)(A) and 26.042(a)
⁴² Tex. Tax Code §§26.0501(a) and (c)
⁴³ Tex. Local Gov’t Code §120.007(d)
⁴⁴ Tex. Local Gov’t Code §120.007(d)

SECTION 6: De Minimis Rate

The de minimis rate is the rate equal to the sum of the no-new-revenue maintenance and operations rate, the rate that will raise \$500,000, and the current debt rate for a taxing unit.⁴⁴ This section should only be completed by a taxing unit that is a municipality of less than 30,000 or a taxing unit that does not meet the definition of a special taxing unit.⁴⁵

Line	De Minimis Rate Worksheet	Amount/Rate
69.	Adjusted current year NNR M&O tax rate. Enter the rate from Line 39 of the <i>Voter-Approval Tax Rate Worksheet</i> .	0.525256
70.	Current year total taxable value. Enter the amount on Line 21 of the <i>No-New-Revenue Tax Rate Worksheet</i> .	\$ 52,288,266,217
71.	Rate necessary to impose \$500,000 in taxes. Divide \$500,000 by Line 70 and multiply by \$100.	\$ 0.000956 /\$100
72.	Current year debt rate. Enter the rate from Line 48 of the <i>Voter-Approval Tax Rate Worksheet</i> .	\$ 0.230555 /\$100
73.	De minimis rate. Add Lines 69, 71 and 72.	\$ 0.000000 /\$100

SECTION 7: Voter-Approval Tax Rate Adjustment for Emergency Revenue Rate

In the tax year after the end of the disaster calculation time period detailed in Tax Code Section 26.042(a), a taxing unit that calculated its voter-approval tax rate in the manner provided for a special taxing unit due to a disaster must calculate its emergency revenue rate and reduce its voter-approval tax rate for that year.⁴⁸

Similarly, if a taxing unit adopted a tax rate that exceeded its voter-approval tax rate, calculated normally, without holding an election to respond to a disaster, as allowed by Tax Code Section 26.042(d), in the prior year, it must also reduce its voter-approval tax rate for the current tax year.⁴⁹

This section will apply to a taxing unit other than a special taxing unit that:

- directed the designated officer or employee to calculate the voter-approval tax rate of the taxing unit in the manner provided for a special taxing unit in the prior year; and
- the current year is the first tax year in which the total taxable value of property taxable by the taxing unit as shown on the appraisal roll for the taxing unit submitted by the assessor for the taxing unit to the governing body exceeds the total taxable value of property taxable by the taxing unit on January 1 of the tax year in which the disaster occurred or the disaster occurred four years ago. This section will apply to a taxing unit in a disaster area that adopted a tax rate greater than its voter-approval tax rate without holding an election in the prior year.

Note: This section does not apply if a taxing unit is continuing to calculate its voter-approval tax rate in the manner provided for a special taxing unit because it is still within the disaster calculation time period detailed in Tax Code Section 26.042(a) because it has not met the conditions in Tax Code Section 26.042(a)(1) or (2).

Line	Emergency Revenue Rate Worksheet	Amount/Rate
74.	2023 adopted tax rate. Enter the rate in Line 4 of the <i>No-New-Revenue Tax Rate Worksheet</i> .	\$ 0.818875 /\$100
75.	Adjusted 2023 voter-approval tax rate. Use the taxing unit's Tax Rate Calculation Worksheets from the prior year(s) to complete this line. If a disaster occurred in 2023 and the taxing unit calculated its 2023 voter-approval tax rate using a multiplier of 1.08 on Disaster Line 41 (D41) of the 2023 worksheet due to a disaster, complete the applicable sections or lines of <i>Form 50-856-a, Adjusted Voter-Approval Tax Rate for Taxing Units in Disaster Area Calculation Worksheet</i> . - or - If a disaster occurred prior to 2023 for which the taxing unit continued to calculate its voter-approval tax rate using a multiplier of 1.08 on Disaster Line 41 (D41) in 2023, complete form 50-856-a, <i>Adjusted Voter-Approval Tax Rate for Taxing Units in Disaster Area Calculation Worksheet</i> to recalculate the voter-approval tax rate the taxing unit would have calculated in 2023 if it had generated revenue based on an adopted tax rate using a multiplier of 1.035 in the years following the disaster. ⁵⁰ Enter the final adjusted 2023 voter-approval tax rate from the worksheet. - or - If the taxing unit adopted a tax rate above the 2022 voter-approval tax rate without calculating a disaster tax rate or holding an election due to a disaster, no recalculation is necessary. Enter the voter-approval tax rate from the prior year's worksheet.	\$ 0.000000 /\$100
76.	Increase in 2023 tax rate due to disaster. Subtract Line 75 from Line 74.	\$ 0.000000 /\$100
77.	Adjusted 2023 taxable value. Enter the amount in Line 14 of the <i>No-New-Revenue Tax Rate Worksheet</i> .	\$ 47,539,618,155
78.	Emergency revenue. Multiply Line 76 by Line 77 and divide by \$100.	\$ 0
79.	Adjusted 2023 taxable value. Enter the amount in Line 25 of the <i>No-New-Revenue Tax Rate Worksheet</i> .	\$ 51,791,737,359
80.	Emergency revenue rate. Divide Line 78 by Line 79 and multiply by \$100. ⁵¹	\$ 0.000000 /\$100

⁴⁴ Tex. Tax Code §26.04(c)(2)(B)
⁴⁵ Tex. Tax Code §26.012(8-a)
⁴⁷ Tex. Tax Code §26.063(a)(1)
⁴⁸ Tex. Tax Code §26.042(b)
⁴⁹ Tex. Tax Code §26.042(f)
⁵⁰ Tex. Tax Code §26.42(c)
⁵¹ Tex. Tax Code §26.42(b)

Line	Emergency Revenue Rate Worksheet	Amount/Rate
81.	Current year voter-approval tax rate, adjusted for emergency revenue. Subtract Line 80 from one of the following lines (as applicable): Line 49, Line D49 (disaster), Line 50 (counties), Line 58 (taxing units with the additional sales tax), Line 62 (taxing units with pollution control) or Line 68 (taxing units with the unused increment rate).	\$ <u>0.790277</u> /\$100

SECTION 8: Total Tax Rate

Indicate the applicable total tax rates as calculated above.

No-new-revenue tax rate. \$ 0.761405 /\$100
 As applicable, enter the current year NNR tax rate from: Line 26, Line 27 (counties), or Line 56 (adjusted for sales tax).
 Indicate the line number used: 26

Voter-approval tax rate. \$ 0.790277 /\$100
 As applicable, enter the current year voter-approval tax rate from: Line 49, Line D49 (disaster), Line 50 (counties), Line 58 (adjusted for sales tax), Line 62 (adjusted for pollution control), Line 68 (adjusted for unused increment), or Line 81 (adjusted for emergency revenue).
 Indicate the line number used: 68

De minimis rate. \$ 0.000000 /\$100
 If applicable, enter the current year de minimis rate from Line 73.

SECTION 9: Taxing Unit Representative Name and Signature

Enter the name of the person preparing the tax rate as authorized by the governing body of the taxing unit. By signing below, you certify that you are the designated officer or employee of the taxing unit and have accurately calculated the tax rates using values that are the same as the values shown in the taxing unit’s certified appraisal roll or certified estimate of taxable value, in accordance with requirements in the Tax Code.⁵²

print here ➔ Maria O. Pasillas
 Printed Name of Taxing Unit Representative

sign here ➔ Maria O. Pasillas
 Taxing Unit Representative

07/24/2024
 Date

⁵² Tex. Tax Code §§26.04(c-2) and (d-2)

CITY OF EL PASO

FISCAL YEAR 20254 BUDGET RESOLUTION

WHEREAS, on July ~~1514~~, 20243, the City Manager of the City of El Paso filed the Fiscal Year 20254 (FY 20254) Proposed Budget of the City of El Paso with the City Clerk; and

WHEREAS, the Proposed Budget was made available for the inspection by any person and was posted on the City's website in accordance with Section 102.005 of the Texas Local Government Code; and

WHEREAS, on August ~~74~~, 20243, the City Clerk published notice in the El Paso Times and El Diario, newspapers of general circulation in the county in which the City of El Paso is located, of a public hearing regarding the City of El Paso FY 20254 Budget Resolution, in accordance with the Charter of the City of El Paso and Section 102.0065(a) of the Texas Local Government Code; and

WHEREAS, said public hearing was held on August ~~13-14~~, 20243, by the City Council (Council) regarding the City of El Paso's Proposed Budget at which all interested persons were given the right to be present and participate; and

NOW, THEREFORE, BE IT RESOLVED BY THE CITY COUNCIL OF THE CITY OF EL PASO:

1. That the Proposed Budget for the City of El Paso filed by the City Manager with the City Clerk on July ~~1514~~, 20243, is hereby approved and adopted by the City Council as the Annual Budget for the FY 20254, which begins on September 1, 20243 and ends on August 31, 20254.
2. The ~~City Manager or his/her designee~~ City Manager or designee is hereby authorized to appropriate the reserve amount as part of City Attorney's appropriation for external legal counsel, claims, and litigation expenses.
3. That the budget for confiscated funds shall be provided by the Chief of Police and submitted to the ~~City Manager or his/her designee~~ City Manager or designee by January 31, 20254 with a financial report showing all appropriations for FY 20254 for all confiscated or condemned monies in a format approved by the ~~City Manager or his/her designee~~ City Manager or designee.
4. That the City shall not enter into any agreement requiring the expenditure of monies if such agreement shall extend beyond the current Fiscal Year without the approval of the City Council or the City Manager. In such cases where the City Manager approves the expenditure, he/she is hereby authorized to obligate and/or encumber City funding to pay the City's expenses, which shall also constitute the approval of City Council for the expenditure of monies extending beyond the current Fiscal Year, as may be required by Texas law.

5. That Department Heads or their designees are hereby authorized to request budget transfers not to exceed \$50,000; provided that each transfer is within the same department. Budget transfers exceeding \$50,000 that are within the same department may be approved by the ~~City Manager or his/her designee~~City Manager or designee. A budget transfer for personal services appropriations, capital acquisition appropriations or impacting revenue accounts requires the approval of the ~~City Manager or his/her designee~~City Manager or designee.

6. That the ~~City Manager or his/her designee~~City Manager or designee is hereby authorized to make budget transfers between departments and/or non-enterprise funds or reprogram funds within an enterprise department, not to exceed \$100,000, to the extent permitted by law. Budget transfers between departments and/or non-enterprise department funds exceeding \$100,000 shall require City Council approval.

7. That a budget transfer must be approved prior to the occurrence of the expenditure, except for emergency expenditures when approved by the ~~City Manager or his/her designee~~City Manager or designee and ratified by the City Council.

~~8. That the City Manager or his/her designee~~City Manager or designee is hereby authorized to allocate investment earnings on unspent bond proceeds to projects and purposes within the relevant bond authorization, provided that an allocation of more than \$500,000 to an individual project or purpose requires Council approval.

~~9.8.~~ That the ~~City Manager or his/her designee~~City Manager or designee is hereby authorized to receive funds associated with Texas Department of Transportation (TXDOT) reimbursements to the City and appropriate the funds to TXDOT project matches awarded through the Metropolitan Planning Organization provided the projects are included in an existing Capital Improvement Program.

~~10.9.~~ That the ~~City Manager or his/her designee~~City Manager or designee is hereby authorized to receive funds associated with El Paso Water Utilities (EPWU) reimbursements to the City and appropriate the funds to authorized street projects, park ponds or other designated city projects.

~~11.10.~~ That any budget transfer submitted to City Council shall be accompanied by an explanation from the department and a recommendation from the City Manager or his/her designee. The department's explanation must be sufficiently clear and provide adequate detail for the members of City Council to determine the need for the transfer.

~~12.11.~~ That the ~~City Manager or his/her designee~~City Manager or designee is hereby authorized to establish or amend budgets and staffing table changes for Interlocal Agreements, grants, and similar awards when the Interlocal Agreement or applications for such grants and awards have been previously approved by the City Council or the City Manager. All Interlocal Agreements or grant applications requiring City Council approval shall be prepared in accordance with established procedures. The agenda item shall clearly state (i) the funding source for Interlocal Agreements or (ii) the type and amount of the required City match and the funding source of the grant match. The ~~City Manager or his/her designee~~City

Manager or designee is hereby authorized to make such budget transfers and staffing table changes as are needed to close completed Interlocal Agreements, grants, and capital projects.

~~13.12.~~ That the ~~City Manager or his/her designee~~City Manager or designee is hereby authorized to accept and appropriate funds associated with donations made to the City in an amount not to exceed \$50,000. All funds donated to the City for City Council Special Projects Funds or Discretionary Accounts will be considered City funds and subject to all relevant federal, state, and local policies which may relate to the use and expenditure of same.

~~14.13.~~ That the ~~City Manager or his/her designee~~City Manager or designee is authorized to issue, without further City Council action, purchase orders against any contract offered through the Cooperative Purchasing Network, the Houston-Galveston Area Council (H-GAC) Cooperative Purchasing Program, the Texas Association of School Boards, Inc. (TASB, Inc.) Cooperative Purchasing Buy Board, the ESC-Region 19 Cooperative Purchasing Program, the Harris County Department of Education Cooperative Purchasing Program, Tarrant County Cooperative Purchasing Program, Texas Procurement and Supportive Services (TPASS), Texas Multiple Award Schedule (TXMAS and TXSmartBuy), State of Texas Department of Information Resources (DIR), Technology Bidding and Purchasing Program (PEPPM), U.S. General Services Administration (GSA), National Intergovernmental Purchasing Alliance Company dba OMNIA Partners, Public Sector and/or Communities Program Management, LLC d/b/a U.S. Communities (collectively, the "OMNIA Partners Parties") Region 8 Education Service Center, International Purchasing System Program ("TIPS"), Division of Purchases and Supply (DPS), a business unit of the Department of General Services for the Commonwealth of Virginia and any other cooperative purchasing program authorized by the City Council. The ~~City Manager or his/her designee~~City Manager or designee has the authority to sign any and all agreements related to purchases pursuant to this paragraph to effectuate the purchase.

~~15.14.~~ That the ~~City Manager or his/her designee~~City Manager or designee is authorized to issue, without further City Council action, purchase orders against any cooperative contract through the electronic catalog maintained ~~or at Equal Level~~. The purchase of vehicles, trucks and/or fire apparatus/pumpers shall be expressly prohibited from being sourced through the catalog.

~~16.15.~~ That restricted fund(s) shall be expended only for those purposes for which each restricted fund was established.

~~17.16.~~ That all monies in all funds, except for grant funds, budgeted for the City's contribution to the Employee's Health Benefit Program, Worker's Compensation, and Unemployment Funds be appropriately deposited into the respective fund by the City Chief Financial Officer or the City Manager's Designee before the closing of the Fiscal Year, and in accordance with procedures established by the ~~City Manager or his/her designee~~City Manager or designee.

~~18.17.~~ That the ~~City Manager or his/her designee~~City Manager or designee is hereby authorized to issue, without further City Council action, purchase orders for annualized insurance coverage in accordance with the amount of funding established for such coverage in the FY 20254 budget when the award of such

contracts or Interlocal Agreements for coverage has been previously approved by Council.

~~19.18.~~ That the City shall calculate monthly deduction, premium, and/or fee for health, dental, vision, life, and disability coverage during the current coverage month effective January 1, 202~~5~~⁴. If the coverage effective date for enrollment/change falls on or before the 15th of the month, a full deduction, premium, and/or fee is processed; if the effective date falls after the 15th of the month, no deduction, premium, and/or fee is processed for that month. If the coverage termination date falls on or before the 15th of the month, no deduction, premium, and/or fee is processed; if the termination date falls after the 15th of the month, a full deduction, premium, and/or fee is processed for the month.

~~20.19.~~ That the ~~City Manager or his designee~~City Manager or designee authorizes and approves a compensation increase for non-uniformed full-time, part-time and temporary employees as follows:

a. This resolution hereby establishes the City's minimum wage at ~~\$\$1343.46~~¹ per hour effective ~~September 8, 2024 & \$14.11 per hour effective February 23, 2025~~September 10, 2023 ~~the first full pay period of September 2023~~. All pay ranges and job classifications will be increased accordingly ~~effective on February 23, 2025.~~on September.

b. An increase of ~~\$10.050~~ per hour, or a minimum of ~~21.25%~~, whichever is greater, for all non-uniform employees shall be paid starting on the ~~September 8, 2024 pay period~~February 23, 2025 ~~September 10, 2023~~ pay period and an additional increase of \$0.50 per hour, or a minimum of 1.25%, whichever is greater, for all non-uniform employees shall be paid starting on the February 23, 2025 pay period ~~pay period~~, and in accordance with the processes established by the City's Human Resources Department.

c. This increase in compensation will be based on the hourly rates ~~s~~ as of ~~September 8, 2024 and September 10, 2023~~February 23, 2025 of the positions identified herein. Employees must be of active status as of ~~September 10, 2023~~February 23, 2025~~above-identified dates~~ to receive this pay increase; provided however, that the City Manager may approve this increase in compensation based on the availability of funds and other management factors as determined by the City Manager.

d. An increase of 5% for all City Attorneys of the City Attorney's Office, effective ~~September 10 2023~~February 23, 2025~~September 8, 2024~~. Employees must be ~~of in~~ active status as of ~~September 10, 2023~~ September 8, 2024~~February 23, 2025~~ to receive this increase.

~~e. — That the City Manager is authorized to approve a salary or wage compression adjustment for the non-uniformed employees based on their salary in the current position as of September 10, 2023, the increase will be based on the number of years in the current position within their pay grade, and adjust pay scales to ensure a minimum of 4% difference between subordinate and the relevant supervisory level. The employee must work as a city employee in their current position for a period of a least six months prior to September 10, 2023. This increase will be effective for the pay period starting September 10, 2023 for all employees in an active status as of this date. Provisions of this section are subject to the availability of funds and other management factors as determined by the City Manager.~~

~~21.20.~~ That any employee pay increases for non-uniformed employees shall be given on the date or dates established by the City Manager based on the availability of funding for such purposes in FY 202~~5~~⁴. No employee pay increases shall be paid retroactively to an anniversary date or date of a performance evaluation. Any increases for certification pay established in Ordinance 8064, as amended, or by resolution pursuant to the Ordinance as may be appropriate, may be given by the City Manager in the manner provided for in or by the Ordinance to the eligible employee classifications set forth in **Schedule B-1**.

~~22.~~ ~~The City Manager or his/her designee~~~~City Manager or designee~~ is authorized to approve for non-uniform employees hired on or between September 1, 2022 and August 31, 2023, who have not received the second \$500 payment of the \$1000 sign-on incentive payment available during FY 2023 prior to September 1, 2024 to be distributed as follows:

~~a.~~ A one time payment of \$500 to be disbursed at the end of the employee's successful completion of their 6 month or extended probationary period with no documented attendance or corrective/disciplinary issues for the remainder of their probationary period;

~~b.~~ This policy does not apply to the following:

~~i.~~ and/or independent consultants; and

~~ii.~~ Elected Officials; and

~~iii.~~ Current City of El Paso employees; and

~~iv.~~ Previous City of El Paso employees who terminated within three months of current hire date; and

~~v.~~ The sign-on incentive recruitment payment shall be paid in a pay period following the employee's having met the criteria designated in the Resolution and in accordance with the process established by the City's Human Resources Department. Employee must be an active employee on the date of payment. This sign-on incentive recruitment payment will not be considered earned wages or compensation for purposes of personability. This sign-on incentive recruitment program shall be subject to the availability of funds and other management factors as determined by the City Manager.

~~23.21.~~ That for purposes of recognizing the service time of an employee (classified, unclassified, and/or contract) other than uniformed employees covered under collective bargaining agreements an amount that most closely approximates a two percent (2%) increase will be added to the base pay of each employee on the anniversary date five (5) years of service, two and one half percent (2.5%) on the anniversary date of ten (10) years of service, three percent (3%) on the anniversary date of fifteen (15) years of service, and three and one half percent (3.5%) on the anniversary date of twenty (20) years of service and four percent (4%) on the anniversary date of twenty five (25) years of service and four and one half percent (4.5%) on the anniversary date of thirty (30) years of service and five percent (5%) for any other five year incremental period on or beyond thirty five (35) years of service accrued by an employee.

24-22. That the City Manager be authorized to establish employee incentive program(s) subject to the availability of funds, and approve such administrative policies and procedures necessary for the inception and implementation of such programs:

a. the wellness program in the City's health benefit plan for the amount established in each fiscal year's budget in an amount not to exceed \$150 per employee each month during the fiscal year, in accordance with the City Manager's administrative policy and shall include a component that allows City employees to earn up to one wellness day off annually (as designated in the administrative policy); and

b. employees whose job specifications require a commercial driver's license or whose work includes the tracking of specific safety criteria to be eligible for a payment not to exceed \$350 per employee each year based on the employee's accident-free driving record or established safety criteria for a period (i.e. quarterly, semi-annually, etc.) to be established in administrative policy and payable in increments based on such periods; and

c. employees whose job specifications requires or may require a commercial driver's licenses (CDL) may be eligible for additional pay of \$90 per pay period, provided that the employee must be in active status, their CDL in good standing, and otherwise in conformity with approved administrative CDL retention policies; and

d. non-executive level employees will receive incentive pay of 10% of base salary while employed with the Office of the Comptroller (OTC). This incentive is only effective during their employment at OTC and otherwise in conformity with approved administrative OTC incentive pay policies; and

e. one-time payments in an amount not to exceed \$100 (and any taxes due) for each employee who is assigned additional duties in serving on a Lean Six Sigma team and which the project demonstrates measurable cost avoidance or savings; and

f. for perfect attendance in a ~~6month~~6-month period established by administrative policy, cash payment of \$50 and the option to convert 8 hours of sick leave for personal business, as set forth in the administrative policy; and

g. ~~monthly payments prorated in an amount not to exceed 5% of current annual salary for each employee who is assigned additional responsibilities for completion of major project whose scope has broad citywide application.~~employees who are assigned additional responsibilities for completion of a major project whose scope has broad city-wide application may be eligible for monthly payment in an amount not to exceed 5% of current annual salary of employee; and

h. qualifying non-uniform employees will receive a lump sum not to exceed \$250 as part of an annual performance review as defined under the administrative policy; ~~and~~

i. _____ payments in an amount of \$90 per pay period for each employee whose job requires immunizations to ensure the health and safety of the employees and animals during their employment at Animal Services Department (ASD) and the Zoo and otherwise in conformity with approved administrative ASD and Zoo

infectious disease and/or incentive pay policies; and-

~~j. Quarterly payments in the amount of \$150 for each employee who is required, in writing by a Department Head, to use their personally owned tools in the performance of the duties of their position, to be used for the replacement of broken or damaged tools, and for purchasing new tools to facilitate the performance of the employee's job. A list of employees approved to receive tool payment will be forwarded to Human Resources. The Department Head may request receipts as proof of purchase of the tools.~~

~~i. _____~~

~~j. A \$200 monthly incentive for all full-time, part-time, and temporary positions, to be distributed as follows:~~

~~1. Monthly payment of \$200 once a foster program has been established and the employee takes possession of the foster canine and maintains possession; and~~

~~2. An additional, one-time payment of \$100 to be disbursed once their foster canine is adopted to a "forever home".~~

~~3. This policy does not apply to the following:~~

~~i. Subcontractors and/or independent consultants~~

~~ii. Elected Officials~~

~~4. The Furry Canine Foster Program pilot shall be effective from May 15, 2023 through November 15, 2023.~~

~~5. The Foster incentive monthly payment shall be paid bi-weekly. The incentive will take effect in a pay period following the employee's having met the criteria designated in this Resolution and in accordance with the process established by the City's Human Resources Department.~~

~~6. The Foster incentive one-time payment shall be paid in a pay period following the employee's having met the criteria designated in this Resolution and in accordance with the process established by the City's Human Resources Department.~~

~~7. Employee must be an active employee on the date of payment.~~

~~8. This Foster incentive payment will not be considered earned wages or compensation for the purposes of pensionability.~~

25.23. That Appendix A, as required to be maintained by the Human Resources Director and approved by the City Council by the Classification and Compensation Plan, Ordinance 8064, as amended, shall be as established as set forth in **Schedule D**, for such time until the Council, by resolution and as provided in

Ordinance 8064, should amend or further revise.

~~26-24.~~ That the City Manager is hereby authorized to annually adopt a Tuition Assistance Policy, which provides for tuition assistance to qualified employees in accordance with the amount of funding established for such a program. Such policy may be amended as deemed necessary by the City Manager.

~~27-25.~~ That based on the availability of funds, the City Manager is authorized to expend no more than \$100,000 from the budget to establish and implement an on-the-spot rewards program to provide small monetary awards (face value up to \$100) to recognize immediately extraordinary acts, accomplishments or contributions that are above and beyond the typical duties of the rewarded employee. On-the-spot rewards are not in lieu of merit increases or other salary increases based on sustained high-quality employee performance. An employee shall receive no more than two (2) monetary awards under this section per fiscal year.

~~28-26.~~ That the City Manager is authorized through an administrative policy and procedure to approve Department Hybrid Staffing Plans, to provide options that promote and support a high quality of work life balance for City employees, while meeting the customer services needs of the community.

~~29-27.~~ That the hotel occupancy taxes collected by the City shall be used by El Paso Convention and Performing Arts Center (Destination El Paso) and the Department of Museums and Cultural Affairs to fund their respective operations in accordance with El Paso City Code and State law. The functions of the Plaza Theater, McKelligon Canyon shall be included with the functions of El Paso Convention and Performing Arts Center (Destination El Paso). Expenditures from said fund shall be made in accordance with their respective adopted budgets.

~~30-28.~~ That the special additional hotel occupancy tax collected and deposited into the Venue Project Fund (as well as other amounts contained in such fund) shall be used by the City to pay its obligations under the Master Lease Agreement Relating to the Downtown Ballpark Venue Project between the City and the City of El Paso Downtown Development Corporation or other ballpark costs and such funds are appropriated accordingly.

~~31.~~—That any travel expenditure for a City Council member that exceeds the FY 2025~~4~~ City Council member's budget, including discretionary funds for the City Council Member's district, must be approved by the City Council and a funding source shall be identified by the City Council.

~~29.~~

~~F~~

~~30.~~ That City Council members must notify the ~~City Manager or his/her designee~~ City Manager or designee of any expenditure from budgeted City Council Special Projects or Discretionary Accounts, so that City staff can maintain a current balance of the individual City Council Member's year-to- date expenditure for said accounts. Prior to the use of a P-Card for a proposed expenditure, City Council should identify the municipal purpose of the expenditure and the proposed expenditure should be reviewed and authorized by the ~~City Manager or his/her designee~~ City Manager or designee in writing, subject to confirmation by the City Attorney's Office, or authorized by the City Council, prior to the expenditure.

Per the Resolution dated November 8, 1994, that the allocation of discretionary funds requires City Council approval, except a District Representative may allocate discretionary funds up to \$1,000 or less for activities and purposes that are administrative in nature and are to be approved in the same nature as the general fund expenditures. The ~~City Manager or his/her designee~~City Manager or designee shall implement similar appropriate processes when utilizing discretionary funds through any other procurement or a reimbursement process. All Special Projects, Discretionary, and P-Card transactions will be posted monthly to the City Council Agenda for notation and to the City's website to include the City Council member and their staff. ~~All non-expended appropriations in the City Council Special Projects or Discretionary Accounts shall lapse at the end of the fiscal year.~~ Expenditures under this section shall adhere with all relevant city and state laws and policies.

~~32-31.~~ That all obligations for the payment of money by City departments and agencies, including grantees, shall be made in accordance with procedures established by the ~~City Manager or his/her designee~~City Manager or designee.

~~33-32.~~ That no employee or elected official shall incur an obligation for capital, supplies, wages, or otherwise, unless an adequate appropriation has been made in the budget to meet the obligation and said obligation has been incurred in accordance with the accounting, legal, budgetary, purchasing, and Human Resources policies and procedures of the City.

~~34-33.~~ That the Full-Time Equivalent (FTE) positions funded by the FY 202~~5~~⁴ Budget, and those listed in the Authorized Staffing Table, shall constitute the authorized FTE positions for each department. Requests for changes and additions shall be approved by the City Manager and his/her designee and shall show the impact on the FY 202~~5~~⁴ Budget and the estimated impact on expenditures for FY 202~~6~~⁵.

~~35-34.~~ That any non-vacant classified employee position which is identified for abolishment upon adoption of the FY 202~~5~~⁴ Budget, shall be funded until the earlier of October 14, 202~~4~~³ or sufficient time for the Human Resources Department to carry out the provisions of the City Charter related to lay-offs.

~~36-35.~~ That the City Manager is hereby authorized to transfer any amount in the Salary Reserve appropriation, personal services appropriations, contingency appropriations, capital acquisition appropriations between departments within the General Fund or an Enterprise Fund (to the extent permitted by law), whether it is non-uniformed or uniformed salary expense, or capital expense, as necessary in connection with closing the FY 202~~5~~⁴.

~~37-36.~~ That based on the availability of funds the ~~City Manager or his/her designee~~City Manager or designee shall transfer on a monthly basis \$12,500 from the cash balance of the Bridge Operations Fund to the Bridge Maintenance Fund; transfer on an annual basis revenue derived from ground lease franchises, not to exceed \$91,782 from the Bridge Operations Fund to the Bridge Maintenance Fund. Any remaining balance shall be transferred to the General Fund, except for the \$25,000 Unreserved Balance and any required cash, which must be maintained pursuant to any bridge revenue bond covenants or other debt financing.

~~38-37.~~ That all non-expended appropriations in the General Fund and Enterprise Fund shall lapse at the

end of FY 202~~5~~⁴, unless reviewed and approved not to lapse by the ~~City Manager or his/her designee~~City Manager or designee.

~~39.~~38. That within forty-five (45) working days after the close of each fiscal quarter, the ~~City Manager or his/her designee~~City Manager or designee shall provide a quarterly report to City Council regarding the status and year-end projection of the budget.

~~40.~~39. That the City shall charge the maximum allowable interest rate and impose the maximum allowable penalty pursuant to State or Federal laws, on any amounts past due to the City. Any amounts that are one hundred twenty (120) days past due will be reported to the Credit Bureau, in accordance with State and Federal law, and will be turned over to the City Attorney or a collection agency for collection or the proper disposition.

~~41. — That the annual parking meter revenue in account number 440200 (Parking Meter Revenue) may be allocated on a monthly basis to a restricted account called Plaza Theater Sinking Fund in the Debt Service Fund to satisfy debt requirements for the fiscal year, that the City Manager or his/her designee~~City Manager or designee ~~be authorized to appropriate additional funding from this account for the replacement of parking meters upon approval of the City Manager of a meter replacement program based on availability of funds in this account, and that all funds exceeding the debt service requirement and meter replacement capital requirements for the fiscal year be deposited to the General Fund. [Remove Plaza Theater Sinking Fund; X-fer to GF]~~

~~42.~~40. That monies that the City receives from licenses, fees, fines, and other charges for services shall be analyzed to determine if the City is recovering the cost of providing such services. Recommendations shall be made to the ~~City Manager or his/her designee~~City Manager or designee for any revisions to licenses, fees, fines and other charges.

~~43.~~41. That appropriation control for expenditures shall be at the Object Level.

~~44.~~42. That expenditures shall be in accordance with the City of El Paso – Strategic Plan.

~~45.~~43. That **Schedule A** amends revenues and appropriations to the City Manager's filed budget; **Schedule B** amends staffing tables to the City Manager's filed budget and **Schedule B-1** sets forth the employee classifications eligible for certification pay; **Schedule C** sets forth fees and formulas for calculating certain fees that are to be charged by the City for the goods and services it provides; **Schedule D** contains Appendix A, as referenced by the Classification and Compensation Plan, Ordinance 8064, as amended; and **Schedule E** sets forth the list of and approved budget for annualized computer software and hardware which may be purchased as a sole source; and **Schedule F** is the 202~~4~~³-Tax Rate Calculation Worksheet included in accordance with Texas Tax Code Chapter 26. For any programs, activities, presentations, classes or services that have a fee range listed within **Schedule C**, the department head shall determine and charge a fee within the stated range for each particular activity, presentation, class or service in the amount that will recover the City's costs, as reviewed and approved by the ~~City Manager or his/her designee~~City Manager or designee. Any revisions or additions to the fees listed in **Schedule C**, or the

process or formula used for setting fees, shall be approved by simple resolution of the City Council.

~~46.44.~~ That the ~~City Manager or his/her designee~~City Manager or designee is authorized to determine when it is practicable for the City to accept payments by credit card of a fee, fine, court cost or other charge in accordance with City Ordinance No. 15051. Service charges added to the payment shall be in conformity with state statutory requirements and will be in such amount(s) as listed in **Schedule C**, provided that in the event that bank charges imposed on the City relating to credit card acceptance increase during the fiscal year, the City Manager is authorized to increase the service charge amount(s), so as to cover the City's increased costs.

~~47.45.~~ That the Department of Aviation shall be authorized to collect a daily rental fee for space in their cargo buildings and daily terminal fees as set forth in **Schedule C**, and the department shall collect the fees authorized in prior resolutions of the City Council for hangars, tie-downs, storage, heavy aircraft parking and for public parking at the Airport in the amounts as set forth in **Schedule C** attached hereto and that **Schedule C** shall be the controlling resolution for the establishment of the specific amounts of these fees.

~~48.46.~~ That the Department of Aviation's Foreign Trade Zone is authorized to collect fees to recover costs, as set forth in **Schedule C**, relating to duties in connection with (a) Blanket Admission - 214; (b) Direct Delivery Admission, Subsequent 214; (c) Application Fee, Subzone; (d) Application Fee, New General-Purpose Site (Minor Boundary Modification); (e) Application Fee, Expansion Site (Magnet); and (f) Alteration Request. The Department of Aviation's Foreign Trade Zone is also authorized to collect fees based on other changes as outlined in the **Schedule C**.

~~49.47.~~ That in addition to City created programs, activities, presentations, classes ("City programs") and City produced or supported publications that are offered to the public in conjunction with the missions of the various departments for which the fees are separately established in **Schedule C**, the City Council authorizes City department directors to create and offer new City programs and publications, on a trial or temporary basis, as may be of benefit to the public and as the directors may deem appropriate and within his/her department's capacity for providing new City programs or publications. The fee for participation in each such new City program or the cost to obtain such a publication shall be established in an amount that will recover the City's costs to present each such City Program or provide the publication, as reviewed and approved by the ~~City Manager or his/her designee~~City Manager or designee. The ~~City Manager or his/her designee~~City Manager or designee shall maintain a list of all fees approved pursuant to this paragraph, which shall be made available to the public.

~~48.~~ That the City Council sets the level of City funding support to persons and organizations seeking such support for parades that fulfill a public purpose in accordance with the process, criteria and other provisions of Section 13.36.~~050-E~~ of the City Code, in an amount not to exceed \$~~175~~200,000, and that the City Manager is authorized to equitably allocate such funding among the qualified applicants and sign funding agreements with such applicants.

~~50.~~ ~~49.~~

~~52.~~ ~~_____~~ That the City Council sets the maximum level of funding for the Parks and Recreation

Department's needs assessment scholarship program, as may be established by ordinance, in the amount of \$200,000, with a maximum benefit per child of \$150, for FY 2025⁴. Receipt of scholarship funds for the Club Rec Program does not count towards the \$150 maximum per child limit.

50. That the City Council authorizes the conduct of the Holiday Parade and Tree Lighting as a program event within the Parks and Recreation Department; authorizes funding for the event as established within the City's adopted budget; authorizes the City Manager to determine and approve participation in the event by other City departments and personnel; and authorizes the Parks and Recreation Department to charge the entry fee as set forth in **Schedule C** to non-City persons and organizations who submit entries in the parade.

~~53-51.~~ 51. That the City Manager is authorized to revise appropriate budgets to provide for changes of functions and reorganization of departments approved by City Council, to include the transfer of functions, duties and related budgets between departments.

~~54-52.~~ 52. That the Director of Aviation be authorized to establish a Premium Parking program, as approved by the City Manager, at the airport for public parking at the premium fees set forth in **Schedule C**, which will allow parking spaces to be reserved in advance by members of the general public.

~~55-53.~~ 53. That the Director of Aviation be authorized to establish a program, as approved by the City Manager, at the airport whereby the Director or his/her designee may provide gratis airport parking passes as appropriate for the promotion of the airport as the premier gateway for air transportation for the El Paso region. The total value of all gratis parking passes provided under this program during FY 2025⁴ shall not exceed \$210,000.

~~56-54.~~ 54. That the Director of Aviation be authorized to collect fees to recover costs for work completed by El Paso International Airport on behalf of airport tenants in the amounts set forth in **Schedule C**.

~~57.~~ 55. The Department of Aviation is authorized to collect fees to recover costs, as set forth in **Schedule C**, relating to duties in connection with (a) conduct of criminal history back ground checks; (b) SIDA Badge issuance; (c) AOA Badge issuance; (d) AOA Badge renewal; (e) SIDA/Sterile area badge renewal; and (f) Reimbursement for Lost Not Returned Badges as listed on **Schedule C**.

~~58.~~ 56. That the environmental service franchise fee will be used to support the General Fund expenditures of the Streets and Maintenance department.

~~59.~~ 57. That the Department of Environmental Services is authorized to collect fee to recover costs, as set forth in **Schedule C**, related to safety articles sold upon request to members of the public accessing the Greater El Paso Landfill.

~~60.~~ 58. That the Department of Animal Services is authorized to collect fees to recover costs as set forth in **Schedule C**, related to the veterinary services provided at the City's spay and neuter clinic, for services provided at the clinic and shelter relating to the health and safety of animals, and for those services

that are provided to the animal while at its facilities in order to bring the animal into compliance with the El Paso City Code's requirements. The Director of Animal Services is authorized to waive or reduce animal services fees in **Schedule C**, when appropriate and in line with their mission.

~~61.~~ 59. That the Department of Environmental Services is authorized to provide mulch/compost at the Citizen Collection Stations and at the Greater El Paso Landfill at no cost to citizens or commercial customers that pick up the mulch/compost and may collect a delivery fee from commercial customers requesting delivery, since the recycling of trees and other yard waste used to generate mulch/compost serves a health and public safety purpose because materials are diverted from the City's landfills and the useful life of the landfills is extended.

~~62.~~ 60. That the ~~City Manager or his/her designee~~ City Manager or designee be authorized to negotiate, award and enter into agreements and other documents on behalf of the City for the annualized computer licenses and maintenance of software and hardware specified in **Schedule E**, and any software or hardware that are available only from one source pursuant to applicable laws, in amounts not to exceed the amounts in the FY 20254 approved budget and set forth in **Schedule E**; provided, however, that all such agreements are in compliance with law and shall be approved as to form by the City Attorney.

~~63.~~ 61. That the City Council will allow the Public Service Board and the El Paso Water Utilities to use fire hydrants in conjunction with requiring developer dedications or payments for the costs of fire hydrants and together with the value of the use of City right-of-way in conjunction with system operation and functions by the Public Service Board and the El Paso Water Utilities, they are in exchange for all charges and costs owed by the City for water used by the City for firefighting purposes, and this provision supersedes all prior resolutions of the City Council regarding this matter.

~~64.~~ 62. A City Council member's seat subject to election or re-election shall not expend any discretionary funds during the Lame Duck period, which is the time period from the date of any City election until inauguration of those elected or certification of the results for those re-elected.

~~65.~~ 63. That the City Manager is authorized to establish or amend the budget for the Parkland dedication fees special fund for FY 20253, provided that such funds are committed and used in compliance with applicable city ordinances.

~~66.~~ 64. That the City Manager may appropriate up to \$500,000 from the Fleet Internal Service Fund reserves for the Streets and Maintenance Department purchase of fuel and inventory items for the city fleet.

~~68.~~ 65. That the City Manager may allocate \$55,000,000 from the Pay for Futures fund for the use of the FY 20254 General Fund budget.

~~69.~~ 66. That the franchise fee paid by the El Paso Water Utilities in the amount not to exceed \$6,550,000.00 ("PSB Infrastructure Franchise Fee"), which compensates the City of El Paso for the use of city streets and rights of way for utility lines and wear and tear on City streets, will be allocated as

follows: up to \$3,000,000.00 will be allocated to street maintenance and the remaining PSB Infrastructure Franchise Fee funds to the General Fund.

~~70.~~ 67. City Council establishes that the police department adopted budget was ~~\$165,428,929 for FY 20-21, \$177,025,187 for FY 21-22, and \$192,249,635 for FY 22-23~~\$177,025,187 for FY 21-22, \$192,249,635 for FY 22-23, and \$205,161,844 for FY 23-24. The police department budget for FY ~~23-2424-25~~ is hereby established to be ~~\$205,161,844~~213,946,658. Therefore, the City Council of the City of El Paso, Texas finds and declares that the City of El Paso is not a defunding municipality as provided in Chapter 109 of the Texas Local Government Code.

~~71-68.~~ That the ~~City Manager or his/her designee~~City Manager or designee shall immediately file, or cause to be filed a true copy of the FY 202~~5~~4 Budget and a copy of this Resolution in the offices of the City Clerk and the County Clerk of El Paso, and post the same on the City's website.

[SIGNATURES BEGIN ON THE FOLLOWING PAGE]

PASSED AND APPROVED this ____ day of August 202~~4~~3.

CITY OF EL PASO:

Oscar Le~~ess~~er
Mayor

ATTEST:

Laura D. Prine
City Clerk

APPROVED AS TO FORM:

APPROVED AS TO CONTENT:

~~Russell T. Abeln~~ ~~IRTI~~ Ignacio R. ~~au~~ Troncoso
Cote, Managing Director
~~Senior~~ Assistant City Attorney

K. Nicole
Office of Management & Budget

**SCHEDULE A
REVENUES AND EXPENDITURES
CHANGES TO THE PROPOSED BUDGET FY 2025
AS OF 08/13/2024**

Beginning Proposed All Funds Revenues/Expenditures 1,335,439,357

Beginning Proposed General Fund Revenue 599,635,163

Department	Division	Account	Account Description	Increase / (Decrease)
NON-DEPARTMENTAL	99999	401010	REAL PROPERTY TAX COLLECTIONS	(4,856,739)
	99999	405067	REIMBURSED EXPENDITURES	(1,000,000)
	99999	450000	INVESTMENT INTEREST REVENUE	2,000,000
	99999	460040	STATE SUBSIDIES	1,656,739
	99999	470020	FUND BALANCE TRANSFERS (SOURCE)	2,200,000

Total Revisions to the General Fund Revenue (0)

Total Revised General Fund Revenue 599,635,163

Beginning Proposed General Fund Expenditures 599,635,163

Department	Division	Account	Account Description	Inc / (Decrease)
INFORMATION TECHNOLOGY	15090	501XXX	VARIOUS SALARY ACCOUNTS	(96,875)
	15100	501XXX	VARIOUS SALARY ACCOUNTS	96,875
STREETS AND MAINTENANCE	31040	501XXX	VARIOUS SALARY ACCOUNTS	(234)
	32020	501XXX	VARIOUS SALARY ACCOUNTS	(4,831)
	32040	501XXX	VARIOUS SALARY ACCOUNTS	30,315
	32060	501XXX	VARIOUS SALARY ACCOUNTS	(25,250)

Total Revisions to the General Fund Expenditures (0)

Total Revised General Fund Expenditures 599,635,163

Beginning Proposed Non-General Fund Revenue 735,804,193

Department	Division	Account	Account Description	Inc / (Decrease)
COMMUNITY AND HUMAN DEVELOPMENT	71140	460000	FEDERAL GRANT PROCEEDS	(758,314)
ECONOMIC DEVELOPMENT	48050	401010	REAL PROPERTY TAX COLLECTIONS	(456,855)
MUSEUM AND CULTURAL AFFAIRS	54600	443010	EVENT FEES	4,000
	54600	443020	INSTRUCTIONAL FEES	5,000
	54600	443030	MEMBERSHIP FEES	1,000
	54600	450200	FACILITY RENTALS REVENUE	10,000
NON-DEPARTMENTAL	99932	401010	REAL PROPERTY TAX COLLECTIONS	(581,256)
	99933	401010	REAL PROPERTY TAX COLLECTIONS	(4,451,738)
	99934	401010	REAL PROPERTY TAX COLLECTIONS	(3,169,000)
	99935	401010	REAL PROPERTY TAX COLLECTIONS	(4,038,750)
	99968	401010	REAL PROPERTY TAX COLLECTIONS	11,221,629
	99968	470020	FUND BALANCE TRANSFERS (SOURCE)	430,521
	99999	401010	REAL PROPERTY TAX COLLECTIONS	(313,539)
PUBLIC HEALTH	41300	460000	FEDERAL GRANT PROCEEDS	(270,137)

Total Revisions to the Non-General Fund Revenue (2,367,439)

Total Revised Non-General Fund Revenue 733,436,754

Total Revised All Funds Revenue **1,333,071,917**

Beginning Proposed Non-General Fund Expenditures 735,804,193

Department	Division	Account	Account Description	Inc / (Decrease)
COMMUNITY AND HUMAN DEVELOPMENT	71140	552000	COMMUNITY SERVICE PROJECTS	(758,314)
ECONOMIC DEVELOPMENT	48050	570020	FUND BALANCE TRANSFERS (USES)	(456,855)
ENVIRONMENTAL SERVICES	34100	501XXX	VARIOUS SALARY ACCOUNTS	(54,158)
	34130	501XXX	VARIOUS SALARY ACCOUNTS	54,158
MUSEUM AND CULTURAL AFFAIRS	54600	521170	PROMOTIONAL SERVICES	3,000
	54600	522140	TRAINING INSTRUCTION CONTRACTS	4,000
	54600	522150	OUTSIDE CONTRACTS - NOC	7,500
	54600	531150	FOOD AND BEVERAGES SUPPLIES	4,000
	54600	531160	RECREATIONAL SUPPLIES	1,000
	54600	554020	BANK SVC CHRGS & CR CARD FEES	500
NON-DEPARTMENTAL	99932	553000	INTEREST EXPENSE	(581,256)
	99933	553000	INTEREST EXPENSE	(526,738)
	99933	554110	PRINCIPAL PAYMENT EXPENSE	(3,925,000)
	99934	553000	INTEREST EXPENSE	(1,394,000)
	99934	554110	PRINCIPAL PAYMENT EXPENSE	(1,775,000)
	99935	553000	INTEREST EXPENSE	(1,168,750)
	99935	554110	PRINCIPAL PAYMENT EXPENSE	(2,870,000)
	99968	521060	BOND FIN ADVISORY SERVICE	1,175
	99968	521840	ARBITRAGE BOND REVIEW SERVICE	475
	99968	553000	INTEREST EXPENSE	3,035,500
	99968	554110	PRINCIPAL PAYMENT EXPENSE	8,615,000
	99999	522170	INTERLOCAL AGREEMENTS	315,636
	99999	570020	FUND BALANCE TRANSFERS (USES)	(629,175)

**SCHEDULE A
REVENUES AND EXPENDITURES
CHANGES TO THE PROPOSED BUDGET FY 2025
AS OF 08/13/2024**

PUBLIC HEALTH	41300	501XXX	VARIOUS SALARY ACCOUNTS	(20,830)
	41300	522090	PRINTING SERVICES CONTRACTS	2
	41300	524110	LEASES NOC	(143,775)
	41300	524130	COPIER CONTRACT SERVICES	(797)
	41300	531000	OFFICE SUPPLIES	(1,998)
	41300	531010	EQUIPMENT PURCHASE UNDER 500	(497)
	41300	531020	PROMOTIONAL SUPPLIES	(9,497)
	41300	533040	FURNITURE & EQUIP LESS 500	500
	41300	540020	WIRELESS COMMUNICATION SERVICE	440
	41300	542010	TRAVEL EXPENSES - EMPLOYEES	(1,360)
	41300	542030	MILEAGE ALLOWANCES	2
	41300	542035	POSTAGE & SHIPPING	(199)
	41300	544060	OTHER SERVICES CHARGES EXPENSE	(62,666)
	41300	544120	SEMINARS CONTINUING EDUCATION	(1,998)
	41300	544140	PROFESSIONAL LICENSES & MEMBER	(836)
	41300	544150	INDIRECT COST EXPENDITURES	(26,628)
SUN METRO	60050	532000	BUILDINGS FACILITIES MAINT REP	3,500,000
	60050	580270	CONSTRUCTION (CWIP)	(3,500,000)
Total Revisions to the Non-General Fund Expenditures				(2,367,439)
Total Revised Non-General Fund Expenditures				733,436,754
Total Revised All Funds Expenditures				1,333,071,917

**SCHEDULE B
STAFFING TABLE
CHANGES TO THE PROPOSED BUDGET FY 2025
AS OF 08/13/2024**

DEPARTMENT	JOB CODE	TITLE			
AVIATION	12250	Accounting/Payroll Specialist	Delete	(1.00)	
	13320	Civil Engineer Associate	Delete	(1.00)	
	13840	Engineering Aide	Delete	(1.00)	
	U1070	Research and Management Assistant	Add	1.00	
	U3280	Undergraduate Intern	Delete	(0.50)	
	U3285	Business Education Student	Delete	(0.60)	
	U4850	Project Accountant	Add	1.00	
	U6530	Events & Programming Coordinator	Add	1.00	
CAPITAL IMPROVEMENT DEPARTMENT	12250	Accounting/Payroll Specialist	Delete	(1.00)	
	13810	Engineering Associate	Delete	(1.00)	
	U3055	Financial Research Analyst	Add	1.00	
CITY ATTORNEY	L1252	Assistant City Attorney III	Add	1.00	
	L1260	Assistant City Attorney I	Delete	(1.00)	
FIRE	19615	Communications Manager	Add	1.00	
	U8537	Public Safety Operations Training Coordinator	Delete	(1.00)	
INFORMATION TECHNOLOGY	U4235	Support Services Specialist II	Add	1.00	
	U4315	Senior Project Manager	Add	1.00	
	U4325	Project Manager	Delete	(1.00)	
	U5836	Strategic Initiatives Coordinator	Delete	(1.00)	
LIBRARY	15570	Library Customer Service Specialist	Add	1.00	
	15580	Library Assistant	Delete	(1.00)	
MUNICIPAL COURT	11210	Office Manager	Delete	(1.00)	
	12330	Revenue Processing Supervisor	Delete	(1.00)	
	19131	Judicial Support Services Supervisor	Add	1.00	
	19133	Case Processing Supervisor	Add	1.00	
	18430	Equipment Operator	Delete	(1.00)	
PARKS AND RECREATION	18570	General Service Worker	Delete	(2.00)	
	U6790	Quality Assurance Manager	Add	1.00	
	11180	Research Assistant	Delete	(1.00)	
POLICE	U8050	Police Support Services Specialist	Add	1.00	
	U0135	Public Health Nutritionist	Add	1.00	
PUBLIC HEALTH	U0445	Health Education and Prevention Specialist	Add	0.50	
	U3210	Dental Office Manager	Delete	(1.00)	
	U9730	Health Project Coordinator	Add	1.00	
	U9835	Registered Nurse	Add	0.50	
	U3038	Lead Financial Research Analyst	Add	1.00	
PURCHASING AND STRATEGIC SOURCING	U3455	Business Systems Analyst	Delete	(1.00)	
	17285	Capital Projects Inspector	Add	2.00	
STREETS AND MAINTENANCE	17510	Traffic Control Installation Supervisor	Delete	(1.00)	
	18030	Fleet Maintenance Supervisor	Delete	(1.00)	
	18704	HVAC Technician	Add	1.00	
	18740	Maintenance Mechanic	Delete	(1.00)	
	U1230	Heavy Vehicle Maint. Lead Tech	Add	3.00	
	U1240	Heavy Vehicle Maintenance Tech	Delete	(3.00)	
	U3745	Database Administrator I	Add	1.00	
	U7450	Heavy Vehicle Maintenance Supervisor	Add	1.00	
	SUN METRO	11510	Transit Stock Controller	Delete	(1.00)
		14420	Transit Operator	Delete	(0.50)
U3046		Logistics Program Manager	Add	1.00	

**SCHEDULE B
STAFFING TABLE
CHANGES TO THE PROPOSED BUDGET FY 2025
AS OF 08/13/2024**

DEPARTMENT	JOB CODE	TITLE		
ZOO	18520	Facilities Maintenance Lead Worker	Add	1.00
	18570	General Service Worker	Delete	(1.00)
BEGINNING PROPOSED ALL FUNDS FTE's				7,209.51
TOTAL REVISIONS				(0.60)
REVISED ALL FUNDS FTE's				<u>7,209.91</u>

SCHEDULE B1

3.12 CERTIFICATION PAY

A certification pay program is hereby established and the City Manager is authorized to determine if or when the program will be utilized, and when it shall cease. Employees who are receiving certification pay granted pursuant to Ordinance 8064, as amended, on the effective date of this ordinance shall continue to be eligible to receive such certification pay through August 31, 2012. Effective September 1, 2012 determinations of eligibility to receive certification pay will be made each year by the City Council at the recommendation of the City Manager in the annual budget resolution. Each year those employees who are eligible, if any, will be set forth in a schedule attached to the annual budget resolution. The purpose of the program is to provide an incentive to employees to earn and maintain certifications that can be used in the effective and efficient delivery of core business services. (Passed 02/24/09 and Amended 3/6/12)

A) **Eligibility.** Employees in the following job classifications are eligible to receive certification pay:

- 13320 Civil Engineer Associate
- 13370 Electrical Engineering Associate
- 13570 Mechanical Engineering Associate
- 13815 Engineering Lead Technician
- 13820 Engineering Senior Technician
- 13830 Engineering Technician
- 17130 Chief Building Inspector
- 17222 Building Inspector Supervisor
- 17215 Building Combination Inspector Supervisor
- 17235 Building Inspector
- 17225 Building Combination Inspector
- 17230 Electrical Inspector Supervisor
- 17240 Electrical Inspector
- 17220 Mechanical & Plumbing Inspector Supervisor
- 17260 Plumbing Inspector
- 17270 Mechanical Inspector
- 17280 Landscape Inspector
- 17340 Chief Plans Examiner
- 17343 Senior Plans Examiner
- 17350 Building Plans Examiner
- 17385 Mechanical & Plumbing Plans Examiner
- 17387 Building Inspector / Plans Examiner
- 17370 Electrical Plans Examiner
- 17380 Landscape Plans Examiner

B) **Listing of Approved Certificates.** The following certifications are the only recognized certificates eligible for payment of certification pay:

- Commercial Building Inspector
- Commercial Electrical Inspector
- Commercial Plumbing Inspector
- Commercial Mechanical Inspector
- Building Plans Examiner
- Electrical Plans Inspector
- Mechanical Plans Examiner
- Plumbing Plans Examiner
- Residential Combination Inspector
- Residential Plan Examiner
- Commercial Combination Inspector
- Accessibility Inspector/Plans Examiner
- Commercial Energy Inspector
- Residential Energy Inspector/Plans Examiner
- Certified Building Official
- Fire Inspector I
- Fire Inspector II
- Fire Plans Examiner
- Green Building Technologies

FY 2025 Schedule C
Departmental Fee List

2025 Line No.	Department	Fee Description	Detail	FY 2024 Revised Fees	FY 2025 Proposed Fees
1	All Departments	Public Information Act	Paper Records-Standard size(50 or fewer pgs.) +postage and shipping or fax charge.	\$0.10	\$0.10
2	All Departments	Public Information Act	Paper Records-Standard size(50+ pgs.) + personnel charge, overhead charge, actual misc. supplies, postage and shipping or fax charge	\$0.10	\$0.10
3	All Departments	Public Information Act	Paper Records-non standard size		
4	All Departments	Public Information Act	Blue prints		
5	All Departments	Public Information Act	18" x 24"	\$1.60	\$1.60
6	All Departments	Public Information Act	24" x 36"	\$1.80	\$1.80
7	All Departments	Public Information Act	30" x 42"	\$2.00	\$2.00
8	All Departments	Public Information Act	42" x 4"	\$2.00	\$2.00
9	All Departments	Public Information Act	42" x 5"	\$2.20	\$2.20
10	All Departments	Public Information Act	42" x 6"	\$2.40	\$2.40
11	All Departments	Public Information Act	42" x 7"	\$2.60	\$2.60
12	All Departments	Public Information Act	42" x 8"	\$2.80	\$2.80
13	All Departments	Public Information Act	+ postage, shipping, and misc. supplies		
14	All Departments	Public Information Act	Large Bond Copies		
15	All Departments	Public Information Act	12" x 18"	\$1.10	\$1.10
16	All Departments	Public Information Act	18" x 24"	\$1.10	\$1.10
17	All Departments	Public Information Act	24" x 36"	\$1.70	\$1.70
18	All Departments	Public Information Act	42" x 30"	\$1.70	\$1.70
19	All Departments	Public Information Act	+ postage, shipping, and misc. supplies		
20	All Departments	Public Information Act	Vellum copies		
21	All Departments	Public Information Act	24" x 36"	\$2.45	\$2.45
22	All Departments	Public Information Act	+ postage, shipping, and misc. supplies		
23	All Departments	Public Information Act	Other non standard size copies (per page)	\$0.50	\$0.50
24	All Departments	Public Information Act	+ personnel charge, overhead charge, postage, shipping, and misc. supplies		
25	All Departments	Public Information Act	Photographs (Police Department)		
26	All Departments	Public Information Act	4" x 5" color print	\$2.15	\$2.15
27	All Departments	Public Information Act	each additional print	\$0.95	\$0.95
28	All Departments	Public Information Act	5" x 7" color print	\$2.20	\$2.20
29	All Departments	Public Information Act	each additional print	\$1.00	\$1.00
30	All Departments	Public Information Act	8" x 10" color print	\$2.40	\$2.40
31	All Departments	Public Information Act	each additional print	\$1.20	\$1.20
32	All Departments	Public Information Act	Polaroid color print	\$2.75	\$2.75
33	All Departments	Public Information Act	each additional print	\$1.55	\$1.55
34	All Departments	Public Information Act	4" x 5" black & white print	\$3.00	\$3.00
35	All Departments	Public Information Act	each additional print	\$1.80	\$1.80
36	All Departments	Public Information Act	5" x 7" black & white print	\$3.25	\$3.25
37	All Departments	Public Information Act	each additional print	\$2.05	\$2.05
38	All Departments	Public Information Act	8" x 10" black & white print	\$3.50	\$3.50
39	All Departments	Public Information Act	each additional print	\$2.30	\$2.30
40	All Departments	Public Information Act	4" x 5" black & white mug	\$3.20	\$3.20
41	All Departments	Public Information Act	each additional print	\$2.00	\$2.00
42	All Departments	Public Information Act	Polaroid black & white	\$2.35	\$2.35
43	All Departments	Public Information Act	each additional print	\$1.15	\$1.15
44	All Departments	Public Information Act	+postage, shipping, misc. supplies		
45	All Departments	Public Information Act	Computer and electronic document imaging printouts		
46	All Departments	Public Information Act	Standard size + personnel, overhead, computer resource, computer programming, misc. supplies, postage and handling	\$0.10	\$0.10
47	All Departments	Public Information Act	Non-standard size + personnel, overhead, computer resource, computer programming, misc. supplies, postage and handling	\$0.50	\$0.50
48	All Departments	Public Information Act	Plotter media documents: + personnel, overhead, computer resource, computer programming, misc. supplies, postage and handling		
49	All Departments	Public Information Act	8 1/2" x 11" prints	\$0.24	\$0.24
50	All Departments	Public Information Act	11" x 17" prints	\$0.24	\$0.24
51	All Departments	Public Information Act	18" x 24" prints	\$0.48	\$0.48
52	All Departments	Public Information Act	24" x 36" prints	\$0.72	\$0.72
53	All Departments	Public Information Act	36" x 42" prints	\$0.96	\$0.96
54	All Departments	Public Information Act	Non-standard copies (microfilm, microfiche) + personnel, overhead, computer resource, computer programming, misc. supplies, postage and handling		
55	All Departments	Public Information Act	Standard	\$0.10	\$0.10
56	All Departments	Public Information Act	Non-standard	\$0.50	\$0.50
57	All Departments	Public Information Act	Media charge+ personnel, overhead charge, computer resources, computer programming, misc. supplies, postage and handling		
58	All Departments	Public Information Act	Diskette	\$1.00	\$1.00
59	All Departments	Public Information Act	Computer magnetic tape		
60	All Departments	Public Information Act	4mm	\$13.50	\$13.50
61	All Departments	Public Information Act	8mm	\$12.00	\$12.00
62	All Departments	Public Information Act	9-track	\$11.00	\$11.00
63	All Departments	Public Information Act	Data cartridge		
64	All Departments	Public Information Act	2000 series	\$17.50	\$17.50
65	All Departments	Public Information Act	3000 series	\$20.00	\$20.00
66	All Departments	Public Information Act	6000 series	\$25.00	\$25.00
67	All Departments	Public Information Act	9000 series	\$35.00	\$35.00
68	All Departments	Public Information Act	600A	\$20.00	\$20.00
69	All Departments	Public Information Act	Tape Cartridge		
70	All Departments	Public Information Act	250 MB	\$38.00	\$38.00
71	All Departments	Public Information Act	525 MB	\$45.00	\$45.00
72	All Departments	Public Information Act	VHS video cassette	\$2.50	\$2.50
73	All Departments	Public Information Act	audio cassette	\$1.00	\$1.00
74	All Departments	Public Information Act	Mylar		
75	All Departments	Public Information Act	3 mil / per linear feet	\$0.85	\$0.85
76	All Departments	Public Information Act	4 mil / per linear feet	\$1.10	\$1.10
77	All Departments	Public Information Act	5 mil / per linear feet	\$1.35	\$1.35
78	All Departments	Public Information Act	Street code book	\$29.30	\$29.30
79	All Departments	Computer programming charge		\$26.00/hour	\$26.00/hour
80	All Departments	Type of system	Mainframe	\$10.00/minute; \$0.17/second	\$10.00/minute; \$0.17/second

FY 2025 Schedule C
Departmental Fee List

2025 Line No.	Department	Fee Description	Detail	FY 2024 Revised Fees	FY 2025 Proposed Fees
81	All Departments	Type of system	Midrange	\$1.50/minute; \$0.03/second	\$1.50/minute; \$0.03/second
82	All Departments	Type of system	Client/Server	\$2.20/hour; \$0.04/minute	\$2.20/hour; \$0.04/minute
83	All Departments	Type of system	PC or LAN	\$1.00/hour; \$0.02/minute	\$1.00/hour; \$0.02/minute
84	All Departments	Fax charge	Local transmission	\$0.10 per page	\$0.10 per page
85	All Departments	Fax charge	Long distance within 915 area code	\$0.50 per page	\$0.50 per page
86	All Departments	Fax charge	Long distance outside 915 area code	\$1.00 per page	\$1.00 per page
87	All Departments	Overhead charge	Includes the cost of depreciation	\$3.00/hour; \$0.05/minute	\$3.00/hour; \$0.05/minute
88	All Departments	Personnel charge	See ordinance for guidance in how to assess this charge.	\$15.00/hour; \$0.25/minute	\$15.00/hour; \$0.25/minute
89	All Departments	Notary fees	Administering an oath or affirmation with certificate and seal	\$6.00	\$6.00
90	All Departments	Notary fees	A certificate under seal not otherwise provided for.	\$6.00	\$6.00
91	All Departments	Notary fees	A copy of a record or paper in the notary public's office.	\$0.50 for each page	\$0.50 for each page
92	All Departments	Notary fees	Swearing a witness to a deposition, certificate, seal, and other business connected with taking the deposition	\$6.00	\$6.00
93	All Departments	Credit Card Fee	City-wide credit card fee	1.98%	1.98%
94	All Departments	Administrative Fee	Administrative cost to prepare liens.	\$100.00 charge for preparation of lien and the release of lien	\$100.00 charge for preparation of lien and the release of lien
95	Municipal Court	Credit Card Fee/ E-check	Municipal Court transactions	4.00%	4.00%
96	Municipal Court	Parking Forfeits / Fines	GROUP A		
97	Municipal Court	Parking Forfeits / Fines	521 Expired Meter	\$25.00	\$25.00
98	Municipal Court	Parking Forfeits / Fines	503 Overtime Limit	\$25.00	\$25.00
99	Municipal Court	Parking Forfeits / Fines	524 Hotel Zone-Parking	\$25.00	\$25.00
100	Municipal Court	Parking Forfeits / Fines	512 Airport Limousine Zone	\$25.00	\$25.00
101	Municipal Court	Parking Forfeits / Fines	526 Protruding into Buffer Zone	\$25.00	\$25.00
102	Municipal Court	Parking Forfeits / Fines	504 Park on Bus or Taxi Stand	\$25.00	\$25.00
103	Municipal Court	Parking Forfeits / Fines	525 Other Overtime - Contrary to Sign	\$25.00	\$25.00
104	Municipal Court	Parking Forfeits / Fines	530 Passenger Loading Zone	\$25.00	\$25.00
105	Municipal Court	Parking Forfeits / Fines	532 Loading Zone: General over 30 minutes	\$25.00	\$25.00
106	Municipal Court	Parking Forfeits / Fines	533 Loading Zone: Commercial over 30 minutes	\$25.00	\$25.00
107	Municipal Court	Parking Forfeits / Fines	534 More than one meter space	\$25.00	\$25.00
108	Municipal Court	Parking Forfeits / Fines	535 Over 18" from Curb/Improper Proximity to Curb	\$25.00	\$25.00
109	Municipal Court	Parking Forfeits / Fines	536 Loading Zone: Not commercial vehicle	\$25.00	\$25.00
110	Municipal Court	Parking Forfeits / Fines	556 Within 30' of Stop Sign/ Stop Light	\$25.00	\$25.00
111	Municipal Court	Parking Forfeits / Fines	564 Park-Funeral Zone	\$25.00	\$25.00
112	Municipal Court	Parking Forfeits / Fines	567 Reserved Parking Space	\$25.00	\$25.00
113	Municipal Court	Parking Forfeits / Fines	591 Police/Police Motorcycle Zone	\$25.00	\$25.00
114	Municipal Court	Parking Forfeits / Fines	570 Alley-General Traffic Dist/Five Points/Not Loading	\$25.00	\$25.00
115	Municipal Court	Parking Forfeits / Fines	571 Airport-Contrary to Signs or Markings	\$25.00	\$25.00
116	Municipal Court	Parking Forfeits / Fines	572 Airport-Loading in Front of Terminal	\$25.00	\$25.00
117	Municipal Court	Parking Forfeits / Fines	573 Airport-West of Terminal w/o Authorization	\$25.00	\$25.00
118	Municipal Court	Parking Forfeits / Fines	Boot Fee	\$50.00	\$50.00
119	Municipal Court	Parking Forfeits / Fines	GROUP B		
120	Municipal Court	Parking Forfeits / Fines	551 Double Parking	\$55.00	\$55.00
121	Municipal Court	Parking Forfeits / Fines	552 Wrong Side of street	\$55.00	\$55.00
122	Municipal Court	Parking Forfeits / Fines	553 No Parking Zone	\$55.00	\$55.00
123	Municipal Court	Parking Forfeits / Fines	574 Contrary to Angle Parking Signs	\$55.00	\$55.00
124	Municipal Court	Parking Forfeits / Fines	592 Back-in Angled Parking Only	\$55.00	\$55.00
125	Municipal Court	Parking Forfeits / Fines	575 Alongside/Opposite Street Excavation	\$55.00	\$55.00
126	Municipal Court	Parking Forfeits / Fines	576 Violation of Street Cleaning/Construction of Signs	\$55.00	\$55.00
127	Municipal Court	Parking Forfeits / Fines	577 Violation of Official Sign Prohibiting Parking	\$55.00	\$55.00
128	Municipal Court	Parking Forfeits / Fines	578 News Media Zone	\$55.00	\$55.00
129	Municipal Court	Parking Forfeits / Fines	579 Inspection Zone	\$55.00	\$55.00
130	Municipal Court	Parking Forfeits / Fines	580 Covered Meter	\$55.00	\$55.00
131	Municipal Court	Parking Forfeits / Fines	581 In Violation of Sign/Adjacent to School	\$55.00	\$55.00
132	Municipal Court	Parking Forfeits / Fines	582 In Violation of Sign/Narrow Street	\$55.00	\$55.00
133	Municipal Court	Parking Forfeits / Fines	583 In Violation of Sign/One-Way Street	\$55.00	\$55.00
134	Municipal Court	Parking Forfeits / Fines	584 Temporary No Parking Zone	\$55.00	\$55.00
135	Municipal Court	Parking Forfeits / Fines	585 Adjacent to Safety Zone	\$55.00	\$55.00
136	Municipal Court	Parking Forfeits / Fines	586 Yellow Curb Markings	\$55.00	\$55.00
137	Municipal Court	Parking Forfeits / Fines	587 In-Designated Bike Lanes	\$55.00	\$55.00
138	Municipal Court	Parking Forfeits / Fines	508 Parking within 20' of Fire Station	\$55.00	\$55.00
139	Municipal Court	Parking Forfeits / Fines	509 Parking within 50' of Railroad Crossing	\$55.00	\$55.00
140	Municipal Court	Parking Forfeits / Fines	548 Easement/Parkway	\$55.00	\$55.00
141	Municipal Court	Parking Forfeits / Fines	559 Parking on Sidewalk	\$55.00	\$55.00
142	Municipal Court	Parking Forfeits / Fines	560 Parking on crosswalk/w 20' crosswalk	\$55.00	\$55.00
143	Municipal Court	Parking Forfeits / Fines	561 Parking within 15' of Fire Hydrant	\$55.00	\$55.00
144	Municipal Court	Parking Forfeits / Fines	562 Obstruct by Improper Parking (alley)	\$55.00	\$55.00
145	Municipal Court	Parking Forfeits / Fines	563 Blocking Driveway	\$55.00	\$55.00
146	Municipal Court	Parking Forfeits / Fines	565 Parking on Median	\$55.00	\$55.00
147	Municipal Court	Parking Forfeits / Fines	568 Parking on Bridge	\$55.00	\$55.00
148	Municipal Court	Parking Forfeits / Fines	569 In Alleys Contrary to Sign	\$55.00	\$55.00
149	Municipal Court	Parking Forfeits / Fines	GROUP C		
150	Municipal Court	Parking Forfeits / Fines	555 Fire Lane	\$150.00	\$150.00
151	Municipal Court	Parking Forfeits / Fines	589 Hazardous/Congested Place	\$150.00	\$150.00
152	Municipal Court	Parking Forfeits / Fines	590 Within Intersection	\$150.00	\$150.00
153	Municipal Court	Parking Forfeits / Fines	GROUP D		
154	Municipal Court	Parking Forfeits / Fines	549/550/554 Handicapped Zone/No Permit/Blocking	\$275.00	\$275.00
155	Municipal Court	Parking Forfeits / Fines	GROUP E		
156	Municipal Court	Parking Forfeits / Fines	502 Parking Prohibited / Oversize	\$225.00	\$225.00
157	Municipal Court	Parking Forfeits / Fines	GROUP F		
158	Municipal Court	Parking Forfeits / Fines	510 Parking on City Property	\$100.00	\$100.00
159	Municipal Court	Parking Forfeits / Fines	511 In R-O-W Washing, Repairing Vehicle	\$100.00	\$100.00
160	Municipal Court	Prohibition of gatherings involving underage drinking	1st offence	\$250.00	\$250.00
161	Municipal Court	Prohibition of gatherings involving underage drinking	2nd offence	\$500.00	\$500.00
162	Municipal Court	Prohibition of gatherings involving underage drinking	3rd offence	\$1,000.00	\$1,000.00
163	Municipal Court	Administrative Fee - Dismissal	If a person provides proof that she or he cured the violation prior to the first court appearance.	\$10.00	\$10.00
164	Municipal Court	Certified Copies	Certified Copies	\$6.00	\$6.00

FY 2025 Schedule C
Departmental Fee List

2025 Line No.	Department	Fee Description	Detail	FY 2024 Revised Fees	FY 2025 Proposed Fees
165	Municipal Court	Judicial Fees	Video and Audio Recording	(E) Rewritable CD (CD-RW): \$1.00 (F) Non-rewritable CD (CD-R): \$1.00 (G) Digital video disc (DVD): \$3.00 ; Other electronic media: actual cost; plus (3) Labor Charge: (B) For locating, compiling, and reproducing: \$15 per hour (4) Overhead Charge: 20% of labor charge	(E) Rewritable CD (CD-RW): \$1.00 (F) Non-rewritable CD (CD-R): \$1.00 (G) Digital video disc (DVD): \$3.00 ; Other electronic media: actual cost; plus (3) Labor Charge: (B) For locating, compiling, and reproducing: \$15 per hour (4) Overhead Charge: 20% of labor charge
166	Municipal Court	Judicial Fees	Municipal Court Documents / Electronic Reports/ Court Records Research - (minimum of 15 minutes)	Standard paper copy: \$0.10 per page; plus (E) Rewritable CD (CD-RW): \$1.00 (F) Non-rewritable CD (CD-R): \$1.00 (G) Digital video disc (DVD): \$3.00 ; Other electronic media: actual cost; plus (3) Labor Charge: (A) For programming: \$28.50 per hour (B) For locating, compiling, and reproducing: \$15 per hour (4) Overhead Charge: 20% of labor charge	Standard paper copy: \$0.10 per page; plus (E) Rewritable CD (CD-RW): \$1.00 (F) Non-rewritable CD (CD-R): \$1.00 (G) Digital video disc (DVD): \$3.00 ; Other electronic media: actual cost; plus (3) Labor Charge: (A) For programming: \$28.50 per hour (B) For locating, compiling, and reproducing: \$15 per hour (4) Overhead Charge: 20% of labor charge
167	Municipal Court	Judicial Fees	Computer and electronic document imaging printouts	Standard paper copy: \$0.10 per page plus (3) Labor Charge: (B) For locating, compiling, and reproducing: \$15 per hour (4) Overhead Charge: 20% of labor charge	Standard paper copy: \$0.10 per page plus (3) Labor Charge: (B) For locating, compiling, and reproducing: \$15 per hour (4) Overhead Charge: 20% of labor charge
168	Municipal Court	Driving Record			\$10.00
169	Police	Fingerprints for Identification	Fingerprint Cards	\$10/per card Plus applicable Technology Fee	\$10/per card Plus applicable Technology Fee
170	Police	Abandoned Auto	Owner/lien holder notification of abandoned vehicle at Vehicle Storage Facilities	\$10.00	\$10.00
171	Police	Taxi Cab Operator Permits	Taxi Cab Zone Permit Other Than Airport	\$250 plus applicable technology fee	\$250 plus applicable technology fee
172	Police	Driverless Rental Fee	Rental Car Operation Fee	\$300 plus applicable technology fee	\$300 plus applicable technology fee
173	Police	Alarm License	Security Alarm	3 Years \$69.00 plus applicable technology fee	3 Years \$69.00 plus applicable technology fee
174	Police	Alarm License	Signal Line from Banks	\$100 plus applicable technology fee	\$100 plus applicable technology fee
175	Police	Abandoned Auto	Towing- Light Duty vehicle gross weight less than 10,000lbs	\$100.00/ tow	\$100.00/ tow
176	Police	Abandoned Auto	Towing- Medium Duty vehicle gross weight is > 10,000lbs and < 25,000lbs	\$350.00/ tow	\$350.00/ tow
177	Police	Abandoned Auto	Towing- Heavy Duty vehicle gross weight more than 25,000lbs	\$450.00/ tow	\$450.00/ tow
178	City Attorney	Public Information Act	Open Records Fees		(E) Rewritable CD (CD-RW): \$1.00 (F) Non-rewritable CD (CD-R): \$1.00 (G) Digital video disc (DVD): \$3.00 , Other electronic media: actual cost; plus (3) Labor Charge: (B) For locating, compiling, and reproducing: \$15 per hour (4) Overhead Charge: 20% of labor charge
179	Police	Impound Fee	Impound fee for storage management entity for vehicle security to PD to defray costs associated with police-ordered tows	\$20.00	\$22.85
180	Police	Abandoned Auto	Registered Letter of Notification	\$50.00	\$50.00
181	Police	Abandoned Auto	Storage, Vehicles 25' or Less in Length	\$20.00/day, including day of pick up	\$22.85
182	Police	Abandoned Auto	Storage, Vehicles Over 25' in Length	\$35.00/day, including day of pick up	\$39.99
183	Police	Towing Services Facilitation Fee	Impound Facility Fee	\$20.00	\$20.00
184	Police	Transportation-for-hire	Operating Authority Permit Fee	\$300 plus applicable technology fee	\$300 plus applicable technology fee
185	Police	Transportation-for-hire	Operating Authority Permit Fee (Alternative Vehicles)	\$130 plus applicable technology fee	\$130 plus applicable technology fee
186	Police	Transportation-for-hire	International Vehicle Permit	\$40 plus applicable technology fee	\$40 plus applicable technology fee
187	Police	Annual License Fee	Public Swimming Pool-Annual	\$275 plus applicable tech fee	\$290 plus applicable tech fee
188	Police	Bi-Annual License Fee	Public Swimming Pool-Bi-Annual	\$550 plus applicable tech fee	\$575 plus applicable tech fee
189	Police	Annual License Fee	Spas-annual	\$175 plus applicable tech fee	\$185 plus applicable tech fee
190	Police	Bi-Annual License Fee	Spas-bi-annual	\$350 plus applicable tech fee	\$370 plus applicable tech fee
191	Police	Re-Inspection Fee	Public Swimming Pool Or Public Spa Fee Per Inspection	\$175 plus applicable tech fee	\$185 plus applicable tech fee
192	Police	Water Sampling Fee	Water Sampling of Public Swimming Pools and Public Spas	\$100 plus lab fees, plus applicable tech fee	\$105 plus applicable tech fee
193	Police	Temporary License	Above Ground Public Pool (Per Pool)	\$125.00 plus applicable tech fee	\$130.00 plus applicable tech fee
194	Police	Temporary License	Above Ground Spa (Per Spa)	\$125.00 plus applicable tech fee	\$130.00 plus applicable tech fee
195	Police	Application Fee	Tattoo Studio Application Fee	\$60.00 Per Application, plus applicable tech fee	\$65 plus applicable tech fee
196	Police	Studio Registration Fee	Tattoo and Body Art - Biennial	2 Year \$300.00 or \$12.50, per month for terms of less than two years, plus applicable tech fee	2 Year \$300.00 or \$13.00, per month for terms of less than two years, plus applicable tech fee
197	Police	Re-Inspection Fee	Tattoo and Body Art - Studio Re-inspection	\$45.00 Per Re-inspection, plus applicable tech fee	\$50.00 Per Re-inspection, plus applicable tech fee
198	Police	Artist License Fee	Tattoo and Body Art - Annual	\$65.00, plus applicable tech fee	\$70.00 plus applicable tech fee
199	Police	Re-Inspection Fee	Tattoo and Body Art -Artist	\$40.00 Per Re-inspection, plus applicable tech fee	\$45.00 Per Re-inspection, plus applicable tech fee
200	Police	Annual License Fee	Laundries - Annual	\$175.00, plus applicable tech fee	\$185.00 plus applicable tech fee
201	Police	Bi-Annual License Fee	Laundries - Bi-Annual	\$350.00, plus applicable tech fee	\$370.00 plus applicable tech fee
202	Police	Re-Inspection Fee	Laundries	\$125.00, plus applicable tech fee	\$130.00 plus applicable tech fee
203	Police	Convenience Store Registration	Initial Registration, Inspection, Certificate and Decal	\$147.00	\$155.00 plus applicable tech fee
204	Police	Convenience Store Inspection	Re-inspection only	\$27.00	\$30.00 plus applicable tech fee
205	Police	Convenience Store Inspection	Renewal Inspection, Certificate and Decal	\$144.00	\$155.00 plus applicable tech fee
206	Police	Public Information Act: Media charge+ personnel, overhead charge, computer resources, computer programming, misc. supplies, postage and handling		\$0.00	\$10.00 per responsive recording, \$1.00 per minute if charged one time to the first requestor.
207	Fire	Ambulance Service Revenue	Base charge	\$855.00	\$1,000.00

FY 2025 Schedule C
Departmental Fee List

2025 Line No.	Department	Fee Description	Detail	FY 2024 Revised Fees	FY 2025 Proposed Fees
208	Fire	Ambulance Service Revenue	Additional fee above the base charges	\$33.00	\$33.00
209	Fire	Ambulance Service Revenue	Specialty Care Transports (SCT)	\$850.00	\$1,000.00
210	Fire	Ambulance Service Revenue	Hazmat scene, per hour per unit	\$775.00 per unit assigned	\$775.00 per unit assigned
211	Fire	Ambulance Service Revenue	Comas rescue/search, per hour per unit	\$165 per hour per unit	\$165 per hour per unit
212	Fire	Ambulance Service Revenue	Mileage	\$15.00 per mile	\$19.00 per mile
213	Fire	Ambulance Service Revenue	Response fee	\$143.00	\$143.00
214	Fire	Ambulance Service Revenue	Scene care	\$65.00	\$80.00
215	Fire	Ambulance Service Revenue	Standby	\$775 per hour contracted, without contract	\$775 per hour contracted, without contract
216	Fire	Fire Licenses	Aerosol products	\$125 Plus applicable Tech fee	\$125 Plus applicable Tech fee
217	Fire	Fire Licenses	Amusement buildings	\$125 Plus applicable Tech fee	\$125 Plus applicable Tech fee
218	Fire	Fire Licenses	Aviation facilities	\$125 Plus applicable Tech fee	\$125 Plus applicable Tech fee
219	Fire	Fire Licenses	Carbon dioxide systems used in beverage dispensing applications	\$125 Plus applicable Tech fee	\$125 Plus applicable Tech fee
220	Fire	Fire Licenses	Carnivals and fairs	\$125 Plus applicable Tech fee	\$125 Plus applicable Tech fee
221	Fire	Fire Licenses	Cellulose nitrate film	\$125 Plus applicable Tech fee	\$125 Plus applicable Tech fee
222	Fire	Fire Licenses	Combustible dust-producing operations	\$125 Plus applicable Tech fee	\$125 Plus applicable Tech fee
223	Fire	Fire Licenses	Combustible fibers	\$125 Plus applicable Tech fee	\$125 Plus applicable Tech fee
224	Fire	Fire Licenses	Compressed gases	\$125 Plus applicable Tech fee	\$125 Plus applicable Tech fee
225	Fire	Fire Licenses	Covered and open mall buildings	\$125 Plus applicable Tech fee	\$125 Plus applicable Tech fee
226	Fire	Fire Licenses	Cryogenic fluids	\$125 Plus applicable Tech fee	\$125 Plus applicable Tech fee
227	Fire	Fire Licenses	Cutting and welding	\$125 Plus applicable Tech fee	\$125 Plus applicable Tech fee
228	Fire	Fire Licenses	Dry Cleaning	\$125 Plus applicable Tech fee	\$125 Plus applicable Tech fee
229	Fire	Fire Licenses	Exhibits and trade shows	\$125 Plus applicable Tech fee	\$125 Plus applicable Tech fee
230	Fire	Fire Licenses	Explosives	\$150 Plus applicable Tech fee	\$150 Plus applicable Tech fee
231	Fire	Fire Licenses	Fire hydrants and valves	\$150 Plus applicable Tech fee	\$150 Plus applicable Tech fee
232	Fire	Fire Licenses	Flammable and combustible liquids	\$125 Plus applicable Tech fee	\$125 Plus applicable Tech fee
233	Fire	Fire Licenses	Floor finishing	\$125 Plus applicable Tech fee	\$125 Plus applicable Tech fee
234	Fire	Fire Licenses	Fruit and crop ripening	\$125 Plus applicable Tech fee	\$125 Plus applicable Tech fee
235	Fire	Fire Licenses	Fumigation and thermal insecticidal fogging	\$125 Plus applicable Tech fee	\$125 Plus applicable Tech fee
236	Fire	Fire Licenses	Hazardous materials	\$205 Plus applicable Tech fee	\$205 Plus applicable Tech fee
237	Fire	Fire Licenses	HPM facilities	\$205 Plus applicable Tech fee	\$205 Plus applicable Tech fee
238	Fire	Fire Licenses	High piled storage 501-2500	501-2,500 sq. ft. - \$72.00 Plus applicable Tech fee	501-2,500 sq. ft. - \$72.00 Plus applicable Tech fee
239	Fire	Fire Licenses	High piled storage 2,501-12,000	2,501-12,000 sq. ft... - \$144.00 Plus applicable Tech fee	2,501-12,000 sq. ft. - \$144.00 Plus applicable Tech fee
240	Fire	Fire Licenses	High piled storage (over 12,000 sq. ft.)	>12,000 sq. ft... - \$216.00 Plus applicable Tech fee	>12,000 sq. ft... - \$216.00 Plus applicable Tech fee
241	Fire	Fire Licenses	Hot Work Operations	\$125 Plus applicable Tech fee	\$125 Plus applicable Tech fee
242	Fire	Fire Licenses	Industrial ovens	\$125 Plus applicable Tech fee	\$125 Plus applicable Tech fee
243	Fire	Fire Licenses	Lumber yards and woodworking plants	\$125 Plus applicable Tech fee	\$125 Plus applicable Tech fee
244	Fire	Fire Licenses	Liquid or gas-fueled vehicles or equipment in assembly buildings	\$125 Plus applicable Tech fee	\$125 Plus applicable Tech fee
245	Fire	Fire Licenses	LP gas	\$125 Plus applicable Tech fee	\$125 Plus applicable Tech fee
246	Fire	Fire Licenses	Magnesium	\$125 Plus applicable Tech fee	\$125 Plus applicable Tech fee
247	Fire	Fire Licenses	Miscellaneous combustible storage	\$125 Plus applicable Tech fee	\$125 Plus applicable Tech fee
248	Fire	Fire Licenses	Motor fuel-dispensing facilities	\$125 Plus applicable Tech fee	\$125 Plus applicable Tech fee
249	Fire	Fire Licenses	Open Burning	\$125 Plus applicable Tech fee	\$125 Plus applicable Tech fee
250	Fire	Fire Licenses	Open flames and torches	\$125 Plus applicable Tech fee	\$125 Plus applicable Tech fee
251	Fire	Fire Licenses	Open flames and candles	\$125 Plus applicable Tech fee	\$125 Plus applicable Tech fee
252	Fire	Fire Licenses	Organic coatings	\$125 Plus applicable Tech fee	\$125 Plus applicable Tech fee
253	Fire	Fire Licenses	Places of assembly	\$125 Plus applicable Tech fee	\$125 Plus applicable Tech fee
254	Fire	Fire Licenses	Private fire hydrants	\$150 Plus applicable Tech fee	\$150 Plus applicable Tech fee
255	Fire	Fire Licenses	Pyrotechnic special effects material	\$150 Plus applicable Tech fee	\$150 Plus applicable Tech fee
256	Fire	Fire Licenses	Pyroxylin plastics	\$125 Plus applicable Tech fee	\$125 Plus applicable Tech fee
257	Fire	Fire Licenses	Refrigeration equipment	\$125 Plus applicable Tech fee	\$125 Plus applicable Tech fee
258	Fire	Fire Licenses	Repair garages and motor fuel-dispensing facilities	\$125 Plus applicable Tech fee	\$125 Plus applicable Tech fee
259	Fire	Fire Licenses	Rooftop heliports	\$125 Plus applicable Tech fee	\$125 Plus applicable Tech fee
260	Fire	Fire Licenses	Spraying or dipping	\$125 Plus applicable Tech fee	\$125 Plus applicable Tech fee
261	Fire	Fire Licenses	Storage of scrap tires and tire byproducts	\$125 Plus applicable Tech fee	\$125 Plus applicable Tech fee
262	Fire	Fire Licenses	Temporary membrane, structures, tents and canopies	\$125 Plus applicable Tech fee	\$125 Plus applicable Tech fee
263	Fire	Fire Licenses	Tire-rebuilding plants	\$125 Plus applicable Tech fee	\$125 Plus applicable Tech fee
264	Fire	Fire Licenses	Waste handling	\$125 Plus applicable Tech fee	\$125 Plus applicable Tech fee
265	Fire	Fire Licenses	Wood products	\$125 Plus applicable Tech fee	\$125 Plus applicable Tech fee
266	Fire	Fire Licenses	Blasting operations	\$125 Plus applicable Tech fee	\$125 Plus applicable Tech fee
267	Fire	Fire Licenses	Commercial Day Care Facilities-Children	\$125 Plus applicable Tech fee	\$125 Plus applicable Tech fee
268	Fire	Fire Licenses	For Use Permit	\$125 Plus applicable Tech fee	\$125 Plus applicable Tech fee
269	Fire	Fire Licenses	Outside storage of Combustible material permit	\$125 Plus applicable Tech fee	\$125 Plus applicable Tech fee
270	Fire	Fire Service Fee	Re-Inspection Fee	\$72.00 flat rate Plus applicable Tech fee	\$72.00 flat rate Plus applicable Tech fee
271	Fire	Fire Service Fee	Investigation/Inspection/Fire watch/standby Fees-other than regular duty hours (Reimbursed Overtime)	\$92.00/hr.(2hr. Min) per ea. Fire Investigator/Inspector Plus applicable Tech fee	\$92.00/hr.(2hr. Min) per ea. Fire Investigator/Inspector Plus applicable Tech fee
272	Fire	Fire Service Fee	Investigation/Inspection Fees-during regular duty hours	\$72.00/hr. Plus applicable Tech fee	\$72.00/hr. Plus applicable Tech fee
273	Fire	Fire Service Fee	Fire Hydrant Flow Request (FHFR)	\$72.00/hr.(2hr. Min) per ea. Fire personnel Plus applicable Tech fee	\$72.00/hr.(2hr. Min) per ea. Fire personnel Plus applicable Tech fee
274	Fire	Fire Service Fee	Fire Watch/Standby-during regular duty hours	\$72.00/hr. Plus applicable Tech fee	\$72.00/hr. Plus applicable Tech fee
275	Fire	Fire Service Fee	Site Assessment (consultation)	\$75.00 flat rate Plus applicable Tech fee	\$75.00 flat rate Plus applicable Tech fee
276	Fire	Fire Service Fee	Non-Regulatory Inspections	\$72.00/hr. Plus applicable Tech fee	\$72.00/hr. Plus applicable Tech fee
277	Fire	Fire Service Fee	Commercial Safety Training	\$72.00 flat rate Plus applicable Tech fee	\$72.00 flat rate Plus applicable Tech fee
278	Fire	Fire Service Fee	Fire Plan Review by Appointment	\$146.00/hr. Plus applicable Tech fee	\$146.00/hr. Plus applicable Tech fee
279	Fire	Fire Service Fee	Fire Systems/Plan Review	\$72.00/hr. Plus applicable Tech fee	\$72.00/hr. Plus applicable Tech fee
280	Fire	Fire Service Fee	Fire Systems Initial Acceptance Test	\$72.00/hr. Plus applicable Tech fee	\$72.00/hr. Plus applicable Tech fee
281	Fire	Fire Service Fee	Building Permit Fire Final (BLD) Fee	\$72.00/hr. Plus applicable Tech fee	\$72.00/hr. Plus applicable Tech fee
282	Fire	Fire Service Fee	Expedited Services Fees-Site Inspections	\$144.00 initial (2hr. Min.); \$72.00/hr. thereafter Plus applicable Tech fee	\$144.00 initial (2hr. Min.); \$72.00/hr. thereafter Plus applicable Tech fee
283	International Bridges	Parking Meters	Meter Rentals	\$20.00	\$20.00
284	International Bridges	Parking Meters	Payments with Credit or Debit Card - to include Parking fee and convenience fee	MINIMUM Payment of \$1.03/1st hour then \$1.00/hour for additional time	MINIMUM Payment of \$1.03/1st hour then \$1.00/hour for additional time
285	International Bridges	Parking Meters	Administrative Fee Per Rental	\$35.00	\$35.00

FY 2025 Schedule C
Departmental Fee List

2025 Line No.	Department	Fee Description	Detail	FY 2024 Revised Fees	FY 2025 Proposed Fees
286	International Bridges	Toll for International Bridges	Tolls Charge Pedestrian, three years or older	\$0.50	\$0.50
287	International Bridges	Toll for International Bridges	Tolls Charge, Bicycle	\$0.50	\$0.50
288	International Bridges	Toll for International Bridges	Toll Charge, Motorcycle - Pre-Paid	\$3.00	\$3.00
289	International Bridges	Toll for International Bridges	Toll Charge, Motorcycle - Cash at booth	\$3.50	\$3.50
290	International Bridges	Toll for International Bridges	Tolls Charge Automobiles, pick up trucks, (up to one-ton carrying capacity), panel trucks, vans, recreational trailers - Pre-Paid	\$3.00	\$3.00
291	International Bridges	Toll for International Bridges	Tolls Charge Automobiles, pick up trucks, (up to one-ton carrying capacity), panel trucks, vans, recreational trailers - Cash at booth	\$3.50	\$3.50
292	International Bridges	Toll for International Bridges	Extra Axle for automobiles, pick up trucks, (up to one-ton carrying capacity), panel trucks, vans, recreational trailers - Pre-Paid	\$1.50	\$1.50
293	International Bridges	Toll for International Bridges	Extra Axle for automobiles, pick up trucks, (up to one-ton carrying capacity), panel trucks, vans, recreational trailers - Cash at booth	\$1.75	\$1.75
294	International Bridges	Toll for International Bridges	Tolls Charge Commercial Trucks, Buses (a motor vehicle used to transport persons and designed to accommodate more than 10 passengers, including the operator), Motor Homes, Tractors, Commercial Towed Trailers - Pre-Paid	\$4.00 per axle	\$4.00 per axle
295	International Bridges	Toll for International Bridges	Tolls Charge Commercial Trucks, Buses (a motor vehicle used to transport persons and designed to accommodate more than 10 passengers, including the operator), Motor Homes, Tractors, Commercial Towed Trailers - Cash at booth	\$4.50 per axle	\$4.50 per axle
296	International Bridges	Toll for International Bridges	Toll Charge, Pick Up Trucks with a carrying capacity exceeding one-ton - Pre-paid	\$4.00 per axle	\$4.00 per axle
297	International Bridges	Toll for International Bridges	Toll Charge, Pick Up Trucks with a carrying capacity exceeding one-ton - Cash at booth	\$4.50 per axle	\$4.50 per axle
298	International Bridges	Toll for International Bridges	Toll Charge, Pick Up Trucks, or any other vehicle using the Zaragoza Commercial Bridge - Pre-Paid	\$4.00 per axle	\$4.00 per axle
299	International Bridges	Toll for International Bridges	Toll Charge, Pick Up Trucks, or any other vehicle using the Zaragoza Commercial Bridge - Cash at booth	\$4.50 per axle	\$4.50 per axle
300	International Bridges	Toll for International Bridges	Tolls Charge, Empty Tractor, without Trailer, 2 or 3 axles - Pre-paid	Between \$5.00 and \$3.00	Between \$5.00 and \$3.00
301	International Bridges	Toll for International Bridges	Tolls Charge, Empty Tractor, without Trailer, 2 or 3 axles - Cash at booth	Between \$5.50 and \$3.50	Between \$5.50 and \$3.50
302	International Bridges	Toll for International Bridges	Tolls Charge, Empty 2-axle Commercial Box Truck - Pre-paid	Between \$5.00 and \$3.00	Between \$5.00 and \$3.00
303	International Bridges	Toll for International Bridges	Tolls Charge, Empty 2-axle Commercial Box Truck - Cash at booth	Between \$5.50 and \$3.50	Between \$5.50 and \$3.50
304	International Bridges	Toll for International Bridges	Tolls Charge, Empty Tractor with Empty Trailer, 3 axles or more - Pre-paid	Between \$7.50 and \$4.00	Between \$7.50 and \$4.00
305	International Bridges	Toll for International Bridges	Tolls Charge, Empty Tractor with Empty Trailer, 3 axles or more - Cash at booth	Between \$8.00 and \$4.50	Between \$8.00 and \$4.50
306	International Bridges	Toll for International Bridges	Tolls Charge, Empty Commercial Box Truck, 3 axles or more - Pre-paid	Between \$7.50 and \$4.00	Between \$7.50 and \$4.00
307	International Bridges	Toll for International Bridges	Tolls Charge, Empty Commercial Box Truck, 3 axles or more - Cash at Booth	Between \$8.00 and \$4.50	Between \$8.00 and \$4.50
308	International Bridges	Toll for International Bridges	AVI RFID - Replacement Fee	\$7.00	\$7.00
309	International Bridges	Special Privilege - Annual fee	Parking Parklet Permit		\$2,000.00 per metered space; plus applicable technology fee
310	Streets and Maintenance	Temporary Traffic Control	Traffic Control Permit-duration of less than Three Days	\$17.00 plus applicable Technology Fee	\$17.00 plus applicable Technology Fee
311	Streets and Maintenance	Temporary Traffic Control	Traffic Control Permit-duration of three to 15 days	\$50.00 plus applicable Technology Fee	\$50.00 plus applicable Technology Fee
312	Streets and Maintenance	Temporary Traffic Control	Traffic Control Permit-duration of 16 to 30 days	\$160.00 plus applicable Technology Fee	\$160.00 plus applicable Technology Fee
313	Streets and Maintenance	Temporary Traffic Control	Traffic Control Permit-fee for each month after first 30 days	\$90.00 plus applicable Technology Fee	\$90.00 plus applicable Technology Fee
314	Streets and Maintenance	Temporary Traffic Control	City Placement of Traffic control devices	\$100.00	\$100.00
315	Streets and Maintenance	Temporary Traffic Control	Noncompliance Correction	\$100.00	\$100.00
316	Streets and Maintenance	Temporary Traffic Control	Lane/sidewalk rental (after expiration of permit)	\$100.00	\$100.00
317	Streets and Maintenance	Film Permit	Use of City ROW or facility not to exceed 48 hours for filmmaking event	\$40.00	\$40.00
318	Fire	Ambulance Franchise Application fee	Ambulance Franchise Application fee		\$125.00
319	Streets and Maintenance	Residential Parking	Application to impose parking restrictions within a district. Application to modify parking restriction/boundary or to dissolve parking restrictions or district	\$30.00 Plus applicable Tech fee - Restriction/Boundary Modification; \$25.00 Plus applicable Tech Fee - Dissolution of restriction or district	\$30.00 Plus applicable Tech fee - Restriction/Boundary Modification; \$25.00 Plus applicable Tech Fee - Dissolution of restriction or district
320	Streets and Maintenance	Residential Parking	Application to dissolve parking restrictions within a district	\$25.00 Plus applicable Tech fee	Delete
321	Streets and Maintenance	Residential Parking	New resident permit	\$10.00 Plus applicable Tech fee	\$10.00 Plus applicable Tech fee
322	Streets and Maintenance	Residential Parking	Annual resident parking permit	\$10.00 Plus applicable Tech fee	\$10.00 Plus applicable Tech fee
323	Streets and Maintenance	Residential Parking	Annual owner's parking permit	\$10.00 Plus applicable Tech fee	\$10.00 Plus applicable Tech fee
324	Streets and Maintenance	Residential Parking	Annual visitor parking permit	\$10.00 Plus applicable Tech fee	\$10.00 Plus applicable Tech fee
325	Streets and Maintenance	Residential Parking	Annual renewal fee	\$10.00 Plus applicable Tech fee	\$10.00 Plus applicable Tech fee
326	Streets and Maintenance	Residential Parking	Annual Renewal Fee (when paid via internet beginning in 2010)	\$5.00 Plus applicable Tech fee	\$5.00 Plus applicable Tech fee
327	Streets and Maintenance	Residential Parking	Temporary one day parking permit	\$1.00 Plus applicable Tech fee	\$1.00 Plus applicable Tech fee
328	Streets and Maintenance	Residential Parking	Permit replacement	\$10.00 Plus applicable Tech fee	\$10.00 Plus applicable Tech fee
329	Streets and Maintenance	Parking Forfeits / Fines	Parking without permit in a residential parking district	\$28.00	\$28.00
330	Streets and Maintenance	Parking Forfeits / Fines	Parking in a residential parking district with expired permit	\$28.00	\$28.00
331	Streets and Maintenance	Media Parking Placards	Annual placard for Media parking or replacement of placard	\$50.00	\$50.00
332	Streets and Maintenance	Downtown Parking District - Parking Permit Fee(Initial Permit)	Downtown Parking District	\$30.00	\$30.00
333	Streets and Maintenance	Downtown Parking District - Parking Permit Fee(Additional Permit)	Downtown Parking District	\$200.00	\$200.00
334	Streets and Maintenance	Downtown Parking District - New Resident Temporary Parking Permit Fee	Downtown Parking District	\$30.00	\$30.00
335	Streets and Maintenance	Downtown Parking District Replacement Parking Permit Fee	Downtown Parking District	\$30.00	\$30.00
336	Streets and Maintenance	Paving Cut Permit	Paving Cut Permit	\$69.00	\$69.00
337	Streets and Maintenance	Paving Cut Permit	Paving Cut Permit Extension	\$23.00	\$23.00

FY 2025 Schedule C
Departmental Fee List

2025 Line No.	Department	Fee Description	Detail	FY 2024 Revised Fees	FY 2025 Proposed Fees
338	Streets and Maintenance	Paving Cut Permit	After Hours Inspection Fee, Weekend inspections (Sat & Sun) will require the contractor to be charged a minimum of 4 hours. Over 4 hours will be charged actual worked hours.	\$90.00	\$90.00
339	Streets and Maintenance	Memorial Marker Fee	Memorial Marker Fee	\$124.00	\$124.00
340	Streets and Maintenance	Memorial Marker - Optional Personalized Memorials Fee	Memorial Marker Fee	\$50.00	\$50.00
341	Planning & Inspections	Special Privilege	Application Fee - Permit	\$371.00 plus applicable technology fee	\$371.00 plus applicable technology fee
342	Planning & Inspections	Special Privilege	Application Fee - License	\$699 plus applicable technology fee	\$699 plus applicable technology fee
343	Planning & Inspections	Special Privilege	Application Fee - RTS (Rapid Transit System) and TOD (Transit Oriented Development) Corridors	Applicable technology fee	Applicable technology fee
344	Planning & Inspections	Special Privilege	Application Fee - Smart Code Zoned Properties	Applicable technology fee	Applicable technology fee
345	Planning & Inspections	Special Privilege - Annual fee	Awning, canopy, marquee, sign (New or existing)	\$21.00 per awning, canopy, marquee, sign; plus applicable technology fee	\$75 plus applicable technology fee
346	Planning & Inspections	Special Privilege - Annual fee	Awning, canopy, marquee, sign (new)	\$21.00 per awning, canopy, marquee, sign; plus applicable technology fee	Delete
347	Planning & Inspections	Special Privilege - Annual fee	Arcades, Awnings, Canopies & Galleries that comply with City Code Section 15.08.1201		
348	Planning & Inspections	Special Privilege - Annual fee	Subdivision entrance signs	\$106.00 per sign; plus applicable technology fee	\$106.00 per sign; plus applicable technology fee
349	Planning & Inspections	Special Privilege - Annual fee	Taxi stand	\$2,120 per stand; plus applicable technology fee	\$2,120 per stand; plus applicable technology fee
350	Planning & Inspections	Special Privilege - Annual fee	For existing underground storage vault or structure in CBD	\$530.00 per vault or structure; plus applicable technology fee	\$550 plus applicable technology fee
351	Planning & Inspections	Special Privilege - Annual fee	Designated food vending concessions in the downtown area	\$2,120 per site; plus applicable technology fee	\$2,120 per site; plus applicable technology fee
352	Planning & Inspections	Special Privilege - Annual fee	Pipelines, whether overhead, surface or subsurface	\$3,710.00 flat rate plus \$220 per pipeline; plus applicable technology fee	\$3,710.00 flat rate plus \$220 per pipeline; plus applicable technology fee
353	Planning & Inspections	Special Privilege - Annual fee	Building or other structural encroachment	\$5.00 per square foot; plus applicable technology fee	\$5.00 per square foot; plus applicable technology fee
354	Planning & Inspections	Special Privilege - Annual fee	Stairways	\$11.00 per stairway; plus applicable technology fee	\$11.00 per stairway; plus applicable technology fee
355	Planning & Inspections	Special Privilege - Annual fee	Stairways (legally existing building 40 year and older)		
356	Planning & Inspections	Special Privilege - Annual fee	Facades	\$2.00 per linear foot; plus applicable technology fee	\$2.00 per linear foot; plus applicable technology fee
357	Planning & Inspections	Special Privilege - Annual fee	Pedestrian Sky Walk	\$530.00 per sky walk; plus applicable technology fee	Delete
358	Planning & Inspections	Special Privilege - Annual fee	Accessibility ramps required by code	\$11.00 per site; plus applicable technology fee	\$11.00 per site; plus applicable technology fee
359	Planning & Inspections	Special Privilege - Annual fee	Accessibility ramps required by code (legally existing building 40 years and older)		
360	Planning & Inspections	Special Privilege - Annual fee	Street furniture	\$21.00 per site; plus applicable technology fee	\$21.00 per site; plus applicable technology fee
361	Planning & Inspections	Special Privilege - Annual fee	Cables to include fiberoptics - surface, subsurface and aerial	\$3,710.00 for up to 2,000 linear feet plus \$2.00 per linear foot thereafter; technology fee does not apply	\$3,710.00 for up to 2,000 linear feet plus \$2.00 per linear foot thereafter; technology fee does not apply
362	Planning & Inspections	Special Privilege - Annual fee	Outdoor pay telephones	\$1,060.00 per site; plus applicable technology fee	Delete
363	Planning & Inspections	Special Privilege - Annual Fee	Mobile Billboards	\$1,500.00 per issued Permit; plus applicable technology fee	\$1,500.00 per issued Permit; plus applicable technology fee
364	Planning & Inspections	Special Privilege - Annual fee - Downtown Improvement Area	New, relocated, repaired or replaced canopy or awning	\$21.00 per canopy or awning; plus applicable technology fee	Delete
365	Planning & Inspections	Special Privilege - Annual fee - Downtown Improvement Area	New, relocated, repaired or replaced canopy or awning, canopy or gallery that complies with City Code Section 15.08.1201	-	Delete
366	Planning & Inspections	Special Privilege - Annual fee - Downtown Improvement Area	New, relocated, repaired or replaced wall sign	\$21.00 per site; plus applicable technology fee	Delete
367	Planning & Inspections	Special Privilege - Annual fee - Downtown Improvement Area	New, relocated, repaired or replaced marquee, kiosk, or other sign	\$53.00 per site; plus applicable technology fee	\$53.00 per site; plus applicable technology fee
368	Planning & Inspections	Special Privilege - Annual fee - Downtown Improvement Area	Street furniture	\$21.00 per site; plus applicable technology fee	\$21.00 per site; plus applicable technology fee
369	Planning & Inspections	Special Privilege - Annual fee - Downtown Improvement Area	Outdoor cafe, restaurant, or market place	\$159.00 per site; plus applicable technology fee	\$159.00 per site; plus applicable technology fee
370	Planning & Inspections	Special Privilege - Annual Fee - Downtown Improvement Area	Sidewalk Vending Space	Flat fee of \$150 for 100 square feet or less of license area and \$300 for license area over 100 square feet; plus applicable technology fee	Flat fee of \$150 for 100 square feet or less of license area and \$300 for license area over 100 square feet; plus applicable technology fee
371	Planning & Inspections	Special Privilege - Annual Fee	Sidewalk Vending Space	Flat fee of \$200 for 100 square feet or less of license area and \$400 for license area over 100 square feet; plus applicable technology fee	Flat fee of \$200 for 100 square feet or less of license area and \$400 for license area over 100 square feet; plus applicable technology fee
372	Planning & Inspections	Special Privilege - Temporary Use Fee - Downtown Improvement Area	Street closure in Downtown Improvement Area	\$53.00 per 12 hour period; plus applicable technology fee	\$53.00 per 12 hour period; plus applicable technology fee
373	Planning & Inspections	Special Privilege - Temporary Use Fee	Temporary street display	\$11.00 each plus the city's cost of installation, inspection and removal; plus applicable technology fee	\$11.00 each plus the city's cost of installation, inspection and removal; plus applicable technology fee
374	Planning & Inspections	Special Privilege - Temporary Use Fee	Banner Program	\$11.00, plus city's cost of installation fees; plus applicable technology fee	\$11.00, plus city's cost of installation fees; plus applicable technology fee
375	Planning & Inspections	Special Privilege - Temporary Use Fee	Temporary banner	\$11.00 per day, plus city's cost of installation and inspection; plus applicable technology fee	\$11.00 per day, plus city's cost of installation and inspection; plus applicable technology fee
376	Planning & Inspections	Special Privilege - Temporary Use Fee	Street closure in a residential/apartment zone, exceeding 24 hours	\$53.00 per 12 hour period; plus applicable technology fee	\$53.00 per 12 hour period; plus applicable technology fee
377	Planning & Inspections	Special Privilege - Temporary Use Fee	Street closure in a commercial/manufacturing zone	\$106.00 per 12 hour period; plus applicable technology fee	\$106.00 per 12 hour period; plus applicable technology fee
378	Planning & Inspections	Special Privilege - Annual Fee : Aerial encroachments other than those listed	Special Privilege - Annual Fee : Aerial encroachments other than those listed	Area in square feet x market value per square foot x ten percent x seventy-five percent; minimum fee of \$1,060.00; plus applicable technology fee	Area in square feet x market value per square foot x ten percent x seventy-five percent; minimum fee of \$1,060.00; plus applicable technology fee
379	Planning & Inspections	Special Privilege - Annual Fee : Surface encroachments other than those listed	Special Privilege - Annual Fee : Surface encroachments other than those listed		Area in square feet x market value per square foot x ten percent; minimum fee of \$1,060.00; plus applicable technology fee

FY 2025 Schedule C
Departmental Fee List

2025 Line No.	Department	Fee Description	Detail	FY 2024 Revised Fees	FY 2025 Proposed Fees
380	Planning & Inspections	Special Privilege - Annual Fee : Sub-surface encroachments other than those listed	Special Privilege - Annual Fee : Sub-surface encroachments other than those listed		Area in square feet x market value per square foot x fifty percent; minimum fee of \$1,060.00; plus applicable technology fee
381	Planning & Inspections	Nodes for Small Cell Networks	Application Fee - Network Node	An application fee in the amount of \$500.00 per application covering up to five network nodes in each application, and \$100.00 for each additional network node in the application; a maximum of 30 network nodes is permitted per application.	An application fee in the amount of \$500.00 per application covering up to five network nodes in each application, and \$100.00 for each additional network node in the application; a maximum of 30 network nodes is permitted per application.
382	Planning & Inspections	Nodes for Small Cell Networks	Application Fee - New Node Support Pole	An application fee of \$1,000.00 for each node support pole.	An application fee of \$1,000.00 for each node support pole.
383	Planning & Inspections	Nodes for Small Cell Networks	Application Fee - Transport Facility	An application fee in the amount of \$500.00 per application covering up to five network nodes in each application, and \$250.00 for each additional network node in the application; a maximum of 30 network nodes is permitted per application.	An application fee in the amount of \$500.00 per application covering up to five network nodes in each application, and \$250.00 for each additional network node in the application; a maximum of 30 network nodes is permitted per application.
384	Planning & Inspections	Nodes for Small Cell Networks	Recurring Annual Rental Rate - Network Nodes	An annual network node site rental rate of \$250.00 per Network node site, with an annual adjustment in an amount equal to one-half the annual change in the Consumer Price Index for All Urban Consumers for Texas as published by the BLS. Recurring fee is payable in advance and due upon approval of the permit(s). Initial amounts shall be pro-rated, based upon an annual due date of January 1 of each year; thereafter, all payments of recurring fees are due to the City by January 1 for the following calendar year.	An annual network node site rental rate of \$250.00 per Network node site, with an annual adjustment in an amount equal to one-half the annual change in the Consumer Price Index for All Urban Consumers for Texas as published by the BLS. Recurring fee is payable in advance and due upon approval of the permit(s). Initial amounts shall be pro-rated, based upon an annual due date of January 1 of each year; thereafter, all payments of recurring fees are due to the City by January 1 for the following calendar year.
385	Planning & Inspections	Nodes for Small Cell Networks	Recurring Monthly Rental Rate - Transport Facility	A monthly transport facility rental rate of \$28.00 for each network node site, not to exceed the provider's monthly aggregate per-node compensation to the City. Recurring fee is payable in advance and due upon approval of the permit(s). Initial amounts shall be pro-rated, based upon an annual due date of January 1 of each year; thereafter, all payments of recurring fees are due to the City by January 1 for the following calendar year.	A monthly transport facility rental rate of \$28.00 for each network node site, not to exceed the provider's monthly aggregate per-node compensation to the City. Recurring fee is payable in advance and due upon approval of the permit(s). Initial amounts shall be pro-rated, based upon an annual due date of January 1 of each year; thereafter, all payments of recurring fees are due to the City by January 1 for the following calendar year.
386	Planning & Inspections	Nodes for Small Cell Networks	Recurring Annual Rental Rate - Collocation of Network Nodes on Municipally-Owned Service Poles	An annual rate of \$20.00 per municipally-owned service pole. Recurring fee is payable in advance and due upon approval of the permit(s). Initial amounts shall be pro-rated, based upon an annual due date of January 1 of each year; thereafter, all payments of recurring fees are due to the City by January 1 for the following calendar year.	An annual rate of \$20.00 per municipally-owned service pole. Recurring fee is payable in advance and due upon approval of the permit(s). Initial amounts shall be pro-rated, based upon an annual due date of January 1 of each year; thereafter, all payments of recurring fees are due to the City by January 1 for the following calendar year.
387	Planning & Inspections	Special Privilege - Annual Fee - Cincinnati Commercial District	Outdoor Café	\$2.00 per square foot	\$2.00 per square foot
388	Planning & Inspections	Shared Mobility Devices	Application Fee	\$371 Application Review	\$371 Application Review
389	Planning & Inspections	Shared Mobility Devices	Permit Fee	\$1/day per device; or Per-Trip Surcharge of \$.25 for each booked	\$1/day per device; or Per-Trip Surcharge of \$.25 for each booked
390	Planning & Inspections	Shared Mobility Devices	Annual Fee	\$50 per device	\$50 per device
391	Planning & Inspections	Parade Permit Application - Base Fee	Application submitted at least 30 days in advance of event. Event not to exceed 24 hours.	\$131.00 plus applicable technology fee	\$131.00 plus applicable technology fee
392	Planning & Inspections	Parade Permit Application-late fee	Application submitted at least 7 days but less than 30 days in advance of event. Event not to exceed 24 hours.	\$131.00 plus base parade permit fee and applicable technology fee	\$131.00 plus base parade permit fee and applicable technology fee
393	Planning & Inspections	Special Event Permit Application	Application submitted at least 30 days in advance of event for areas located outside of the Downtown Improvement	\$371 plus applicable technology fee	\$371 plus applicable technology fee
394	Planning & Inspections	Special Event Permit Application-late fee	Application submitted at least 7 days but less than 30 days in advance of event.	\$371.00 plus base special event permit application fee and applicable technology fee	\$371.00 plus base special event permit application fee and applicable technology fee
395	Planning & Inspections	Special Event Permit Application - Downtown Improvement Area	Application submitted at least 30 days in advance of event for areas located within the Downtown Improvement Area.	\$212 plus applicable technology fee	\$212 plus applicable technology fee
396	Planning & Inspections	Special Event Permit Application - Downtown Improvement Area- late fee	Application submitted at least 7 days but less than 30 days in advance of event.	\$212.00 plus base downtown special event permit application fee and applicable technology fee	\$212.00 plus base downtown special event permit application fee and applicable technology fee
397	Planning & Inspections	Temporary Event Permit Application	Application submitted at least 30 days in advance of event. Event not to exceed 24 hours.	\$131.00 plus applicable technology fee	\$131.00 plus applicable technology fee
398	Planning & Inspections	Temporary Event Permit Application-late fee	Application submitted at least 7 days but less than 30 days in advance of event. Event not to exceed 24 hours.	\$131.00 plus base temporary event permit application fee and applicable technology fee	\$131.00 plus base temporary event permit application fee and applicable technology fee
399	Planning & Inspections	Planning Documents	Any Other Medium	Cost plus applicable technology fee	Cost plus applicable technology fee
400	Planning & Inspections	Planning Documents	Special Publications of City and Geographical Information		
401	Planning & Inspections	Planning Documents	Planning dept. demo pack	\$19 plus applicable technology fee	Delete
402	Planning & Inspections	Planning Documents	Zoning Map Series	\$176 plus applicable technology fee	Delete
403	Planning & Inspections	Planning Documents	Plan El Paso	\$56 plus applicable technology fee	\$56 plus applicable technology fee
404	Planning & Inspections	Planning Documents	Plan El Paso (single 11 x 17)	\$9.00 plus applicable technology fee	\$9.00 plus applicable technology fee
405	Planning & Inspections	Planning Documents	Plan El Paso (single 24 x 36)	\$18 plus applicable technology fee	\$18 plus applicable technology fee
406	Planning & Inspections	Planning Documents	GIS Information		
407	Planning & Inspections	Planning Documents	Maps-size of longest side		
408	Planning & Inspections	Planning Documents	up to 12"	\$6 plus applicable technology fee	\$6 plus applicable technology fee
409	Planning & Inspections	Planning Documents	up to 24"	\$12 plus applicable technology fee	\$12 plus applicable technology fee

FY 2025 Schedule C
Departmental Fee List

2025 Line No.	Department	Fee Description	Detail	FY 2024 Revised Fees	FY 2025 Proposed Fees
410	Planning & Inspections	Planning Documents	up to 36"	\$18 plus applicable technology fee	\$18 plus applicable technology fee
411	Planning & Inspections	Planning Documents	over 36"	\$21 plus applicable technology fee	\$21 plus applicable technology fee
412	Planning & Inspections	Planning Documents	Street Code Book	\$33 plus applicable technology fee	Delete
413	Planning & Inspections	Applications - Zoning	Zoning Condition or Special Contract - Release or Amendment	\$1,195 plus applicable technology fee	\$1400 plus applicable technology fee
414	Planning & Inspections	Applications - Zoning	Rezoning	\$1,195 plus applicable technology fee	\$1400 plus applicable technology fee
415	Planning & Inspections	Applications - Zoning	Special Permit	\$1,289 plus applicable technology fee	\$1500 plus applicable technology fee
416	Planning & Inspections	Applications - Zoning	Detailed Site Development Plan - City Council	\$1,131 plus applicable technology fee	\$1350 plus applicable technology fee
417	Planning & Inspections	Applications - Zoning	Detailed Site Development Plan Review - City Plan Commission	\$648 plus applicable technology fee	\$750 plus applicable technology fee
418	Planning & Inspections	Applications - Zoning	Detailed Site Development Plan Review - Administrative Review	\$351 plus applicable technology fee	\$475 plus applicable technology fee
419	Planning & Inspections	Applications - Zoning	Detailed Site Plan-Administrative Modification	\$194 plus applicable technology fee.	\$300 plus applicable technology fee
420	Planning & Inspections	Applications - Zoning	Comprehensive Sign Plan Review - up to and including 1 acre	\$352 plus applicable technology fee	\$450 plus applicable technology fee
421	Planning & Inspections	Applications - Zoning	Comprehensive Sign Plan Review - over 1 acre up to and including 3 acres	\$415 plus applicable technology fee	\$525 plus applicable technology fee
422	Planning & Inspections	Applications - Zoning	Comprehensive Sign Plan Review - over 3 acres up to and including 5 acres	\$495 plus applicable technology fee	\$600 plus applicable technology fee
423	Planning & Inspections	Applications - Zoning	Comprehensive Sign Plan Review - over 5 acres up to and including 10 acres	\$562 plus applicable technology fee	\$625 plus applicable technology fee
424	Planning & Inspections	Applications - Zoning	Comprehensive Sign Plan Review - over 10 acres or more	\$709 plus applicable technology fee	\$795 plus applicable technology fee
425	Planning & Inspections	Applications - Subdivisions	Major Preliminary	\$2,013 plus applicable technology fee	\$2250 plus applicable technology fee
426	Planning & Inspections	Applications - Subdivisions	Major Final	\$1,902 plus applicable technology fee	\$2,220 plus applicable technology fee
427	Planning & Inspections	Applications - Subdivisions	Major Combination	\$2,211 plus applicable technology fee	\$2,300 plus applicable technology fee
428	Planning & Inspections	Applications - Subdivisions	Development Plat	\$1,846 plus applicable technology fee	\$1,846 plus applicable technology fee
429	Planning & Inspections	Applications - Subdivisions	Minor	\$878 plus applicable technology fee	\$1,000 plus applicable technology fee
430	Planning & Inspections	Applications - Subdivisions	Re-Subdivision Preliminary	\$1,695 plus applicable technology fee	\$1,850 plus applicable technology fee
431	Planning & Inspections	Applications - Subdivisions	Re-Subdivision Final	\$1,857 plus applicable technology fee	\$2,100 plus applicable technology fee
432	Planning & Inspections	Applications - Subdivisions	Extension/Reinstatement	\$416 plus applicable technology fee	\$610 plus applicable technology fee
433	Planning & Inspections	Applications - Subdivisions	Re-Subdivision Combination	\$2,222 plus applicable technology fee	\$2,350 plus applicable technology fee
434	Planning & Inspections	Applications - Subdivisions	Amending	\$717 plus applicable technology fee	\$845 plus applicable technology fee
435	Planning & Inspections	Applications - Subdivisions	Platting Determination Certificate	\$80 plus applicable technology fee	\$100 plus applicable technology fee
436	Planning & Inspections	Subdivision Improvements Review Application	Review Only	.1-10 acres \$1000 thereafter \$75/acre plus applicable technology fee	.1-10 acres \$1000 thereafter \$75/acre plus applicable technology fee
437	Planning & Inspections	Subdivision Improvements	Pre application review for drainage, subdivision, commercial, flood zone	\$75.00/hour plus applicable technology fee	\$75.00/hour plus applicable technology fee
438	Planning & Inspections	Construction Improvement Permit	Improvement Inspection	\$148 + \$60 per hour, plus applicable technology fee	\$148 + \$60 per hour, plus applicable technology fee
439	Planning & Inspections	Subdivision Inspections	0.1-10.0 acre	\$148 + \$60 per hour, plus applicable technology fee	\$148 + \$60 per hour, plus applicable technology fee
440	Planning & Inspections	Subdivision Inspections	10.1-30.0 acre	\$255 + \$60 per hour, plus applicable technology fee	\$255 + \$60 per hour, plus applicable technology fee
441	Planning & Inspections	Subdivision Inspections	30.1-60.0 acre	\$448 + \$60 per hour, plus applicable technology fee	\$448 + \$60 per hour, plus applicable technology fee
442	Planning & Inspections	Subdivision Inspections	60.1-100.0 acre	\$815 + \$60 per hour, plus applicable technology fee	\$815 + \$60 per hour, plus applicable technology fee
443	Planning & Inspections	Subdivision Inspections	Over 100 acres	\$1,333 + \$60 per hour, plus applicable technology fee	\$1,333 + \$60 per hour, plus applicable technology fee
444	Planning & Inspections	Subdivision Inspections	Pre final or final inspections	\$200/hour, Plus applicable technology fee	\$200/hour, Plus applicable technology fee
445	Planning & Inspections	Subdivision Inspections	Preparation of Acceptance of Subdivision	\$75.00/hour	\$75.00/hour
446	Planning & Inspections	Applications - Grading	Grading Plan - Additional fee is required for additional review, additional inspection, or expedite review	\$84 per hour applicable technology fee	\$84 per hour applicable technology fee
447	Planning & Inspections	Applications - Subdivision Improvement Plans	Subdivision Improvement Plan - Beyond the second review additional fee	\$168 per hour applicable technology fee	\$168 per hour applicable technology fee
448	Planning & Inspections	Applications - Subdivisions	Vesting review of regulations for development applications	\$297.60 plus applicable technology fee	\$350 plus applicable technology fee
449	Planning & Inspections	Applications - Subdivisions	Land Study - 0.0 up to and including 300 acres	\$4,719 plus applicable technology fee.	\$4,719 plus applicable technology fee.
450	Planning & Inspections	Applications - Subdivisions	Land Study - over 300 acres up to and including 600 acres	\$6,958 plus applicable technology fee.	\$6,958 plus applicable technology fee.
451	Planning & Inspections	Applications - Subdivisions	Land Study - over 600 acres up to and including 900 acres	\$8,906 plus applicable technology fee.	\$8,906 plus applicable technology fee.
452	Planning & Inspections	Applications - Subdivisions	Land Study - over 900 acres or more	\$11,651 plus applicable technology fee.	\$11,651 plus applicable technology fee.
453	Planning & Inspections	Applications - Subdivisions	Amended Land Study - 0.0 up to and including 300 acres	\$2,293 plus applicable technology fee.	\$2,293 plus applicable technology fee.
454	Planning & Inspections	Applications - Subdivisions	Amended Land Study - over 300 acres up to and including 600 acres	\$3,381 plus applicable technology fee.	\$3,381 plus applicable technology fee.
455	Planning & Inspections	Applications - Subdivisions	Amended Land Study - over 600 acres up to and including 900 acres	\$4,327 plus applicable technology fee.	\$4,327 plus applicable technology fee.
456	Planning & Inspections	Applications - Subdivisions	Amended Land Study - over 900 acres or more	\$5,661 plus applicable technology fee.	\$5,661 plus applicable technology fee.
457	Planning & Inspections	Applications - MTP Amendment	Major Thoroughfare Plan Amendment	\$645 plus applicable technology fee.	\$645 plus applicable technology fee.
458	Planning & Inspections	Comp Plan Amendment	Comprehensive Plan Amendment	\$958 plus applicable technology fee	\$1000 plus applicable technology fee
459	Planning & Inspections	Applications - Subdivisions	Vacation of Recorded Subdivision	\$1,201 plus applicable technology fee.	\$1,400 plus applicable technology fee
460	Planning & Inspections	Applications - Subdivisions	Vacation of Public Rights-of-Way or Easements	\$1,938 plus applicable technology fee	\$2,200 plus applicable technology fee
461	Planning & Inspections	Applications - Subdivisions	Dedication of Rights-of-Way or Easements by Metes & Bounds	\$1,538 plus applicable technology fee	\$1,750 plus applicable technology fee
462	Planning & Inspections	Applications - Subdivisions	Street Name Change	\$2,056 plus applicable technology fee.	\$2,300 plus applicable technology fee
463	Planning & Inspections	Applications - Subdivisions	5-day review (Third review and any subsequent reviews)	\$235 plus applicable technology fee	\$235 plus applicable technology fee
464	Planning & Inspections	Other Applications	Address assignment, change or verification	\$18 plus applicable technology fee	\$18 plus applicable technology fee
465	Planning & Inspections	Other Applications	Development Agreement (includes PID applications)	\$1,996 plus applicable technology fee	\$1,996 plus applicable technology fee
466	Planning & Inspections	Other Applications	Off-site park dedications	\$1,996 plus applicable technology fee	\$1,996 plus applicable technology fee
467	Planning & Inspections	Other Applications	Annexation	\$2,405 plus applicable technology fee	\$2,405 plus applicable technology fee
468	Planning & Inspections	Other Applications	Complete subdivision ordinance	\$16 plus applicable technology fee.	\$16 plus applicable technology fee.
469	Planning & Inspections	Other Applications	Applications - Zoning : Zoning Verification Letter	\$150 plus applicable technology fee.	\$190 plus applicable technology fee
470	Planning & Inspections	Other Applications	Zoning verification letter with specific request for rezoning	\$150 plus applicable technology fee.	Delete
471	Planning & Inspections	Other Applications	Shared Parking	\$146 plus applicable technology fee.	\$228 plus applicable technology fee
472	Planning & Inspections	Other Applications	Special Investigation	\$84 plus applicable technology fee.	Delete

FY 2025 Schedule C
Departmental Fee List

2025 Line No.	Department	Fee Description	Detail	FY 2024 Revised Fees	FY 2025 Proposed Fees
473	Planning & Inspections	Other Applications	Additional requests for information for above	\$84 plus applicable technology fee.	Delete
474	Planning & Inspections	Other Applications	Processing fee for high screening walls	\$150 plus applicable technology fee.	Delete
475	Planning & Inspections	Other Applications	Rescind mandatory wall requirement	\$150 plus applicable technology fee.	Delete
476	Planning & Inspections	Other Applications	Classification of use from zoning administrator	\$150 plus applicable technology fee.	Delete
477	Planning & Inspections	Other Applications	Applications - Zoning : Zoning Board of Adjustment Application	\$728 plus applicable technology fee.	\$900 plus applicable technology fee
478	Planning & Inspections	Other Applications	Zoning Board of Adjustment - commercial application	\$728 plus applicable technology fee.	Delete
479	Planning & Inspections	Legal Nonconforming	Applications - Zoning : Legal Nonconforming : Registration for Legal Nonconforming	\$123 plus applicable technology fee	\$200 plus applicable technology fee
480	Planning & Inspections	Neighborhood Conservancy Overlay (NCO) CRC review	Applications - Zoning : City Review Committee Neighborhood Conservancy Overlay (NCO) - City Review Committee review	\$212 plus applicable technology fee	\$300 plus applicable technology fee
481	Planning & Inspections	Other Applications	Pre-application meeting	\$125/hr plus applicable technology fee	\$125/hr plus applicable technology fee
482	Planning & Inspections	Historic Landmark Commission	Appeal of Historic Landmark commission decision	\$308 plus applicable technology fee.	\$308 plus applicable technology fee.
483	Planning & Inspections	Development	Flood Plain Development Review	\$80.00/hour plus applicable technology fee	\$125 per hour plus applicable technology fee
484	Planning & Inspections	Development	Third party review for Floodplain, CLOMR, LOMR or any other FEMA's application for review	\$130.00/hour plus applicable technology fee	\$130.00/hour plus applicable technology fee
485	Planning & Inspections	Development	Flood Determination Letter	\$25.00 plus applicable technology fee.	\$50.00 plus applicable technology fee
486	Planning & Inspections	Electronic Conversion	Flat fee for COEP to convert Paper plans to Electronic Documents- Residential	\$24.00 plus applicable tech fee	\$24.00 plus applicable tech fee
487	Planning & Inspections	Electronic Conversion	Flat fee for COEP to convert Paper plans to Electronic Documents- Engineering- Land Development	\$30.00 plus applicable technology fee	\$30.00 plus applicable technology fee
488	Planning & Inspections	Electronic Conversion	Flat fee for COEP to convert Paper plans to Electronic Documents- Commercial	\$45.00 plus applicable technology fee	\$45.00 plus applicable technology fee
489	Planning & Inspections	Administrative Fee (Permit Cancellation)	Permit cancellation fee for permits that are not assessed a plan review fee.	Equal to 30% of permit fee plus applicable technology fee	Equal to 30% of permit fee plus applicable technology fee
490	Planning & Inspections	Electronic Conversion	Flat fee for COEP to convert Paper plans to Electronic Documents – Planning	\$30.00 plus applicable technology fee	\$30.00 plus applicable technology fee
491	Planning & Inspections	Completion Permit	Completion Permit for Plumbing, Mechanical or Electrical Permits	50% of original mechanical, plumbing or electrical permit fee or the base fee, whichever is higher plus applicable technology fee	50% of original mechanical, plumbing or electrical permit fee or the base fee, whichever is higher plus applicable technology fee
492	Planning & Inspections	Board and Secure Permit Fee	Board and Secure Permit Fee:	Level I: Single Family and up to a quadraplex on one parcel or commercial building less than 5,000 sq. ft.: \$115 Level II: Commercial building greater than 5,000 sq. ft. but less than 10,000 sq. ft.: \$231 Level III: Commercial building greater than 10,000 sq. ft.: \$346 plus applicable technology fee	Level I: Single Family and up to a quadraplex on one parcel or commercial building less than 5,000 sq. ft.: \$115 Level II: Commercial building greater than 5,000 sq. ft. but less than 10,000 sq. ft.: \$231 Level III: Commercial building greater than 10,000 sq. ft.: \$346 plus applicable technology fee
493	Planning & Inspections	Plan Review - Re-Submission Fee		\$212 plus applicable technology fee	\$212 plus applicable technology fee
494	Planning & Inspections	Plan Review- Expedited Review 1 - For construction permits with valuation equal to or greater than \$300,000.00		Six hundred forty five dollars (\$645) plus one hundred and fifty six dollars (\$156) for each hour or portion of an hour of plan review time plus applicable technology fee.	Six hundred forty five dollars (\$645) plus one hundred and fifty six dollars (\$156) for each hour or portion of an hour of plan review time plus applicable technology fee.
495	Planning & Inspections	Plan Review - Expedited Review 2 - For construction permits with valuation less than \$300,000.00		Two hundred and fifty six dollars (\$256) plus ninety four dollars (\$94) for each hour or portion of an hour of plan review time plus applicable technology fee.	Two hundred and fifty six dollars (\$256) plus ninety four dollars (\$94) for each hour or portion of an hour of plan review time plus applicable technology fee.
496	Planning & Inspections	Commercial Plan Review - Review Fee		Equal to 30% of building permit fee plus applicable technology fee	Equal to 30% of building permit fee plus applicable technology fee
497	Planning & Inspections	Appeals Board Fees	To include Zoning Board of Adjustment and Construction Board of Appeals	\$555 plus applicable technology fee	\$555 plus applicable technology fee
498	Planning & Inspections	Building and Standards Commission	Hearing/Rehearing for Building and Standards Comm.	\$555 plus applicable technology fee	\$555 plus applicable technology fee
499	Planning & Inspections	Building Permits	Solar Shingle per 100 sq. ft.	\$14 per sq. ft. plus base fee plus applicable technology fee	\$14 per sq. ft. plus base fee plus applicable technology fee
500	Planning & Inspections	Building Permits	Contractor starting work without a permit on a residential building, structure, electrical, gas, mechanical, irrigation, or plumbing system before obtaining the necessary permits or written authorization from the building official	Triple the permit fee for working without a permit plus applicable technology fee	Triple the permit fee for working without a permit plus applicable technology fee
501	Planning & Inspections	Building Permits	Contractor starting work without a permit on a commercial building, structure, electrical, gas, mechanical, irrigation, or plumbing system before obtaining the necessary permits or written authorization from the building official	Triple the permit fee for working without a permit plus applicable technology fee	Triple the permit fee for working without a permit plus applicable technology fee
502	Planning & Inspections	Building Permits	Homeowner starting work without a permit on his own residential building, structure, electrical, gas, mechanical, irrigation or plumbing system before obtaining the necessary permits or written authorization from the building official	Double the permit fee for working without a permit plus applicable technology fee	Double the permit fee for working without a permit plus applicable technology fee
503	Planning & Inspections	Building Permits	Permit which require only one inspection	\$110 plus applicable technology fee	\$110 plus applicable technology fee
504	Planning & Inspections	Building Permits	Pre-Inspection Fee	\$110 plus applicable technology fee	\$110 plus applicable technology fee
505	Planning & Inspections	Building Permits	building/existing building C of O	\$110 plus applicable technology fee	\$110 plus applicable technology fee
506	Planning & Inspections	Building Permits	building /fences	\$110 plus applicable technology fee	\$110 plus applicable technology fee
507	Planning & Inspections	Building Permits	Building/electrical fence	\$152 plus applicable technology fee	\$152 plus applicable technology fee
508	Planning & Inspections	Building Permits	building/placement	\$110 plus applicable technology fee	\$110 plus applicable technology fee
509	Planning & Inspections	Building Permits	building/plumbing/CHP	\$110 plus applicable technology fee	\$110 plus applicable technology fee
510	Planning & Inspections	Building Permits	building/right of way	\$110 plus applicable technology fee	\$110 plus applicable technology fee
511	Planning & Inspections	Building Permits	building/siding	\$110 plus applicable technology fee	\$110 plus applicable technology fee
512	Planning & Inspections	Building Permits	building/weatherization	\$110 plus applicable technology fee	\$110 plus applicable technology fee
513	Planning & Inspections	Building Permits	building/windows	\$110 plus applicable technology fee	\$110 plus applicable technology fee
514	Planning & Inspections	Building Permits	Permit which require two inspections	\$160 plus applicable technology fee	\$160 plus applicable technology fee
515	Planning & Inspections	Building Permits	Demolition Permit	\$115 plus applicable technology fee	\$115 plus applicable technology fee
516	Planning & Inspections	Building Permits	building/residential/swimming pool, spa	\$115 plus applicable technology fee	\$115 plus applicable technology fee
517	Planning & Inspections	Building Permits	building/retaining walls	\$115 plus applicable technology fee	\$115 plus applicable technology fee
518	Planning & Inspections	Building Permits	Moving a building	\$115 plus applicable technology fee	\$115 plus applicable technology fee
519	Planning & Inspections	Building Permits	Temporary structures-amusement devices		

FY 2025 Schedule C
Departmental Fee List

2025 Line No.	Department	Fee Description	Detail	FY 2024 Revised Fees	FY 2025 Proposed Fees
520	Planning & Inspections	Building Permits	per ride-per month	\$9 plus applicable technology fee	\$9 plus applicable technology fee
521	Planning & Inspections	Building Permits	minimum	\$51 plus applicable technology fee	\$51 plus applicable technology fee
522	Planning & Inspections	Building Permits	Cellular Service	Based on the valuation of the tower. The same as a commercial building. plus applicable technology fee	Based on the valuation of the tower. The same as a commercial building. plus applicable technology fee
523	Planning & Inspections	Sidewalk, Street and Public ROW Rental	Permit Fee	\$40 plus applicable technology fee	\$40 plus applicable technology fee
524	Planning & Inspections	Sidewalk, Street and Public ROW Rental	Per Month	\$ 0.14 / Sq. ft. plus applicable technology fee	\$ 0.14 / Sq. ft. plus applicable technology fee
525	Planning & Inspections	Sidewalk, Street and Public ROW Rental	minimum	\$51 plus applicable technology fee	\$51 plus applicable technology fee
526	Planning & Inspections	Sidewalk, Street and Public ROW Rental	If the street rental prevents use of :		
527	Planning & Inspections	Sidewalk, Street and Public ROW Rental	If the street rental prevents use of on-street parking meters	\$9/day per meter plus applicable technology fee	\$9/day per meter plus applicable technology fee
528	Planning & Inspections	Building Permits - Commercial		For Structural repair work costing over five hundred dollars (\$500.00) and less than fifteen thousand dollars (\$15,000.00), all repair work, new work and remodeling with a valuation up to and not including fifteen thousand dollars and requiring plans and plan review, the fee shall be one hundred sixty dollars and forty-nine cents (\$160.49) plus plan review fee and applicable technology fee.	For Structural repair work costing over five hundred dollars (\$500.00) and less than fifteen thousand dollars (\$15,000.00), all repair work, new work and remodeling with a valuation up to and not including fifteen thousand dollars and requiring plans and plan review, the fee shall be one hundred sixty dollars and forty-nine cents (\$160.49) plus plan review fee and applicable technology fee.
529	Planning & Inspections	Building Permits - Commercial		For a valuation from fifteen thousand dollars and including one hundred thousand dollars, the fee shall be one hundred sixty-one dollars and twelve cents (\$161.12) for the first fifteen thousand dollars plus eight dollars and forty-eight cents (\$8.48) per thousand for each additional thousand or fraction thereof by which the valuation exceeds fifteen thousand dollars plus plan review fee and applicable technology fee.	For a valuation from fifteen thousand dollars and including one hundred thousand dollars, the fee shall be one hundred sixty-one dollars and twelve cents (\$161.12) for the first fifteen thousand dollars plus eight dollars and forty-eight cents (\$8.48) per thousand for each additional thousand or fraction thereof by which the valuation exceeds fifteen thousand dollars plus plan review fee and applicable technology fee.
530	Planning & Inspections	Building Permits - Commercial		For a valuation over one hundred thousand dollars up to and including five hundred thousand dollars, the fee shall be eight hundred thirty-seven dollars and forty cents (\$837.40) for the first one hundred thousand dollars, plus six dollars and thirty-six cents (\$6.36) for each one thousand dollars or fraction thereof by which the valuation exceeds one hundred thousand dollars plus plan review fee and applicable technology fee.	For a valuation over one hundred thousand dollars up to and including five hundred thousand dollars, the fee shall be eight hundred thirty-seven dollars and forty cents (\$837.40) for the first one hundred thousand dollars, plus six dollars and thirty-six cents (\$6.36) for each one thousand dollars or fraction thereof by which the valuation exceeds one hundred thousand dollars plus plan review fee and applicable technology fee.
531	Planning & Inspections	Building Permits - Commercial		For a valuation over five hundred thousand dollars up to and including one million dollars, the fee shall be three thousand one hundred twelve dollars and seventy-two cents (\$3,112.72) for the first five hundred thousand dollars plus three dollars and twenty eight cents (\$3.28) for each one thousand dollars of fraction thereof by which the valuation exceeds five hundred thousand dollars plus plan review fee and applicable technology fee.	For a valuation over five hundred thousand dollars up to and including one million dollars, the fee shall be three thousand one hundred twelve dollars and seventy-two cents (\$3,112.72) for the first five hundred thousand dollars plus three dollars and twenty eight cents (\$3.28) for each one thousand dollars of fraction thereof by which the valuation exceeds five hundred thousand dollars plus plan review fee and applicable technology fee.
532	Planning & Inspections	Building Permits - Commercial		For a valuation over one million dollars, the fee shall be four thousand seven hundred fifty-eight dollars and thirty-four cents (\$4,758.34) for the first one million dollars plus two dollars and twelve cents (\$2.12) for each one thousand dollars of fraction thereof by which the valuation exceeds one million thousand dollars plus plan review fee and applicable technology fee.	For a valuation over one million dollars, the fee shall be four thousand seven hundred fifty-eight dollars and thirty-four cents (\$4,758.34) for the first one million dollars plus two dollars and twelve cents (\$2.12) for each one thousand dollars of fraction thereof by which the valuation exceeds one million thousand dollars plus plan review fee and applicable technology fee.
533	Planning & Inspections	Building Permits - Commercial	Commercial Swimming Pool	\$238 plus applicable technology fee	\$238 plus applicable technology fee
534	Planning & Inspections	Building Permits - Commercial	Commercial Spa	\$185 plus applicable technology fee	\$185 plus applicable technology fee
535	Planning & Inspections	Building Permits	Completion Permit	50% of current permit fee plus applicable technology fee	50% of current permit fee plus applicable technology fee
536	Planning & Inspections	Building Permits	Foundation Only Permit	10% of total permit fee plus applicable technology fee	10% of total permit fee plus applicable technology fee
537	Planning & Inspections	Building Permits - Commercial	Shell Permit	80% of building permit fee plus applicable technology fee	80% of building permit fee plus applicable technology fee
538	Planning & Inspections	Building Permits - Commercial	Tenant Improvement Permit For Existing Buildings	20% of building permit fee plus applicable technology fee	20% of building permit fee plus applicable technology fee
539	Planning & Inspections	Building Permits - Commercial	Tenant Improvement Permit For New Buildings	20% of building permit fee plus applicable technology fee	20% of building permit fee plus applicable technology fee
540	Planning & Inspections	Landscape Buyout Fee	Landscape Buyout Fee	Landscape fees in lieu of installation Calculation based on \$5,300 per plan unit. plus applicable technology fee	Landscape fees in lieu of installation Calculation based on \$5,300 per plan unit. plus applicable technology fee
541	Planning & Inspections	Single Family Residential Landscape Buyout Fee	Landscape Buyout Fee	Landscape fees in lieu of installation \$150 plus applicable technology fee	Landscape fees in lieu of installation \$150 plus applicable technology fee
542	Planning & Inspections	Electrical Permits		Repairs or alterations costing under \$1,000.00 requiring building permit fee shall be according to Schedule B. plus applicable technology fee	Repairs or alterations costing under \$1,000.00 requiring building permit fee shall be according to Schedule B. plus applicable technology fee

FY 2025 Schedule C
Departmental Fee List

2025 Line No.	Department	Fee Description	Detail	FY 2024 Revised Fees	FY 2025 Proposed Fees
543	Planning & Inspections	Electrical Permits	\$1,000.00 to \$6,000.00	Repair work costing over \$1,000.00 and all new and remodeling work with a building permit valuation up to including \$6,000.00 shall be \$76 plus applicable technology fee.	Repair work costing over \$1,000.00 and all new and remodeling work with a building permit valuation up to including \$6,000.00 shall be \$76 plus applicable technology fee.
544	Planning & Inspections	Electrical Permits	\$6,000.00 to \$15,000.00	Building permit valuation over \$6,000.00 shall be \$78 for the first \$6,000.00 plus \$1.05 for each additional thousand of fraction thereof up to and including \$15,000.00 plus applicable technology fee.	Building permit valuation over \$6,000.00 shall be \$78 for the first \$6,000.00 plus \$1.05 for each additional thousand of fraction thereof up to and including \$15,000.00 plus applicable technology fee.
545	Planning & Inspections	Electrical Permits	\$15,000.00 to \$100,000.00	Building permit valuation over \$15,000.00 shall be \$89 for the first \$15,000.00 plus \$1.05 for each additional thousand of fraction thereof up to and including \$100,000.00 plus applicable tech fee.	Building permit valuation over \$15,000.00 shall be \$89 for the first \$15,000.00 plus \$1.05 for each additional thousand of fraction thereof up to and including \$100,000.00 plus applicable tech fee.
546	Planning & Inspections	Electrical Permits	\$100,000.00 to \$500,000.00	Building permit valuation over \$100,000.00 shall be \$222 for the first \$100,000.00 plus \$1.05 for each additional thousand of fraction thereof up to and including \$500,000.00 plus applicable technology fee.	Building permit valuation over \$100,000.00 shall be \$222 for the first \$100,000.00 plus \$1.05 for each additional thousand of fraction thereof up to and including \$500,000.00 plus applicable technology fee.
547	Planning & Inspections	Electrical Permits	\$500,000.00 to \$1,000,000.00	Building permit valuation over \$500,000.00 shall be \$634 for the first \$500,000.00 plus \$1.05 for each additional thousand of fraction thereof up to and including \$1,000,000.00 plus applicable technology fee.	Building permit valuation over \$500,000.00 shall be \$634 for the first \$500,000.00 plus \$1.05 for each additional thousand of fraction thereof up to and including \$1,000,000.00 plus applicable technology fee.
548	Planning & Inspections	Electrical Permits	\$1,000,000.00 and over	Building permit valuation over \$1,000,000.00 shall be \$1,051 for the first \$1,000,000.00 plus \$1.05 for each additional thousand of fraction plus applicable technology fee.	Building permit valuation over \$1,000,000.00 shall be \$1,051 for the first \$1,000,000.00 plus \$1.05 for each additional thousand of fraction plus applicable technology fee.
549	Planning & Inspections	Electrical Permits		Fees as herein established shall be paid for ordinary minor repairs costing under \$1,000.00 or jobs without building permits plus applicable technology fee	Fees as herein established shall be paid for ordinary minor repairs costing under \$1,000.00 or jobs without building permits plus applicable technology fee
550	Planning & Inspections	Other Applications	Applications - Zoning : City Review Committee Neighborhood Conservancy Overlay (NCO) - Appeal to City Plan Commission	\$121 plus applicable technology fee	\$245 plus applicable technology fee
551	Planning & Inspections	Electrical Permits	Base fee, ea. (non-refundable)	\$110 plus applicable technology fee	\$110 plus applicable technology fee
552	Planning & Inspections	Electrical Permits	Service entrance:		
553	Planning & Inspections	Electrical Permits	Each Temporary Service or Each Service Release	\$30 based on quantity plus base fee and applicable technology fee	\$30 based on quantity plus base fee and applicable technology fee
554	Planning & Inspections	Electrical Permits	New change or replace		
555	Planning & Inspections	Electrical Permits	Each Service or new/replacement of electrical panel/panel board	\$47 based on quantity plus base fee and applicable technology fee	\$47 based on quantity plus base fee and applicable technology fee
556	Planning & Inspections	Electrical Permits	Max Service Entrance Fee	\$130 plus applicable technology fee	\$130 plus applicable technology fee
557	Planning & Inspections	Electrical Permits	Outlets:		
558	Planning & Inspections	Electrical Permits	1 to 20 ea.	\$1.17 Based on quantity plus base fee and applicable technology fee	\$1.17 Based on quantity plus base fee and applicable technology fee
559	Planning & Inspections	Electrical Permits	21 to 40 ea.	\$0.90 Based on quantity plus base fee and applicable technology fee	\$0.90 Based on quantity plus base fee and applicable technology fee
560	Planning & Inspections	Electrical Permits	Over 40 ea.	\$0.90 Based on quantity plus base fee and applicable technology fee	\$0.90 Based on quantity plus base fee and applicable technology fee
561	Planning & Inspections	Electrical Permits	Fixtures:		
562	Planning & Inspections	Electrical Permits	Appliances to include: Range, Dyers, Water Heaters, Furnace, Dishwasher, Garbage Disposal, Trash Compactor, Bathroom Heaters and Evaporative Coolers.	\$3.18 Based on quantity plus base fee and applicable technology fee	\$3.18 Based on quantity plus base fee and applicable technology fee
563	Planning & Inspections	Electrical Permits	Refrigerated air conditioner, per ton	\$1.05 based on quantity plus base fee and applicable technology fee	\$1.05 based on quantity plus base fee and applicable technology fee
564	Planning & Inspections	Electrical Permits	Transformer type welder, ea.	\$13 based on quantity plus base fee and applicable technology fee	\$13 based on quantity plus base fee and applicable technology fee
565	Planning & Inspections	Electrical Permits	X-ray machine, ea.	\$38 based on quantity plus base fee and applicable technology fee	\$38 based on quantity plus base fee and applicable technology fee
566	Planning & Inspections	Electrical Permits	Fractional H.P. Motor, per H.P:		
567	Planning & Inspections	Electrical Permits	1 to 10 H.P.	\$2.11 based on quantity plus base fee and applicable technology fee	\$2.11 based on quantity plus base fee and applicable technology fee
568	Planning & Inspections	Electrical Permits	Over 10 H.P., ea.	\$1.05 based on quantity plus base fee and applicable technology fee	\$1.05 based on quantity plus base fee and applicable technology fee
569	Planning & Inspections	Electrical Permits	Motor, per H.P.		
570	Planning & Inspections	Electrical Permits	1 to 20 H.P., ea.	\$2.11 based on quantity plus base fee and applicable technology fee	\$2.11 based on quantity plus base fee and applicable technology fee
571	Planning & Inspections	Electrical Permits	Over 20 H.P., ea.	\$1.05 based on quantity plus base fee and applicable technology fee	\$1.05 based on quantity plus base fee and applicable technology fee
572	Planning & Inspections	Electrical Permits	Feed rail and bus way, per linear foot	\$0.74 based on quantity plus base fee and applicable technology fee	\$0.74 based on quantity plus base fee and applicable technology fee
573	Planning & Inspections	Electrical Permits	Under floor duct or cellular raceway/conduit per linear foot	\$0.27 based on quantity plus base fee and applicable technology fee	\$0.27 based on quantity plus base fee and applicable technology fee
574	Planning & Inspections	Electrical Permits	Power or lighting transformer per k.v.a.	\$1.05 based on quantity plus base fee and applicable technology fee	\$1.05 based on quantity plus base fee and applicable technology fee
575	Planning & Inspections	Electrical Permits	Mobile home	\$14 based on quantity plus base fee and applicable technology fee	\$14 based on quantity plus base fee and applicable technology fee
576	Planning & Inspections	Electrical Permits	T.V. Outlets-master systems only:		
577	Planning & Inspections	Electrical Permits	Base fee	\$110 plus applicable technology fee	\$110 plus applicable technology fee
578	Planning & Inspections	Electrical Permits	Plus per outlet	\$2 based on quantity plus base fee and applicable technology fee	\$2 based on quantity plus base fee and applicable technology fee
579	Planning & Inspections	Electrical Permits	Swimming pool; hot-tub; spa; Jacuzzi; ea.	\$46 based on quantity plus base fee and applicable technology fee	\$46 based on quantity plus base fee and applicable technology fee
580	Planning & Inspections	Electrical Permits	Temporary installation such as carnivals, show windows, conventions, etc., ea.	\$51 based on quantity plus base fee and applicable technology fee	\$51 based on quantity plus base fee and applicable technology fee

FY 2025 Schedule C
Departmental Fee List

2025 Line No.	Department	Fee Description	Detail	FY 2024 Revised Fees	FY 2025 Proposed Fees
581	Planning & Inspections	Electrical Permits	Generators	\$51 based on quantity plus base fee and applicable technology fee	\$51 based on quantity plus base fee and applicable technology fee
582	Planning & Inspections	Electrical Permits	Others not covered	\$14 based on quantity plus base fee and applicable technology fee	\$14 based on quantity plus base fee and applicable technology fee
583	Planning & Inspections	Electrical Permits	Solar heating systems	\$24 based on quantity plus base fee and applicable technology fee	\$24 based on quantity plus base fee and applicable technology fee
584	Planning & Inspections	Electrical Permits	Solar panels, ea.	\$14 based on quantity plus base fee and applicable technology fee	\$14 based on quantity plus base fee and applicable technology fee
585	Planning & Inspections	Mechanical	Base fee, ea. (non-refundable)	\$110 plus applicable technology fee	\$110 plus applicable technology fee
586	Planning & Inspections	Mechanical	Boiler: 5 horsepower or less, ea.	\$36 based on quantity plus base fee and applicable technology fee	\$36 based on quantity plus base fee and applicable technology fee
587	Planning & Inspections	Mechanical	Boiler Horsepower additional over 5, ea.	\$36 plus \$6.35 per horsepower over 5, based on quantity plus base fee and applicable technology fee	\$36 plus \$6.35 per horsepower over 5, based on quantity plus base fee and applicable technology fee
588	Planning & Inspections	Mechanical	Each evaporative cooler	\$24 based on quantity plus base fee and applicable technology fee	\$24 based on quantity plus base fee and applicable technology fee
589	Planning & Inspections	Mechanical	Each force air or gravity heater or furnace	\$24 based on quantity plus base fee and applicable technology fee	\$24 based on quantity plus base fee and applicable technology fee
590	Planning & Inspections	Mechanical	Non-ducted heating appliances; wall, space, unit infrared heaters, ea.	\$22 Based on quantity plus base fee and applicable technology fee	\$22 Based on quantity plus base fee and applicable technology fee
591	Planning & Inspections	Mechanical	Combination heating-cooling unit or refrigeration unit, ea.	\$47 plus \$6.35 per ton plus base fee and applicable technology fee	\$47 plus \$6.35 per ton plus base fee and applicable technology fee
592	Planning & Inspections	Mechanical	Heat exchanger, ea.	\$22 Based on quantity plus base fee and applicable technology fee	\$22 Based on quantity plus base fee and applicable technology fee
593	Planning & Inspections	Mechanical	Air handlers and mixing boxes, ea.	\$22 Based on quantity plus base fee and applicable technology fee	\$22 Based on quantity plus base fee and applicable technology fee
594	Planning & Inspections	Mechanical	Perimeter convectors, per linear foot	\$3.18 Based on quantity plus base fee and applicable technology fee	\$3.18 Based on quantity plus base fee and applicable technology fee
595	Planning & Inspections	Mechanical	Cooling tower	\$39 plus base fee and applicable technology fee	\$39 plus base fee and applicable technology fee
596	Planning & Inspections	Mechanical	Power units: icemakers, walk-in coolers, reach -in coolers, etc., ea.	\$24 plus \$6.35 per ton, ventilation system and/or fans, ducts and applicable technology fee	\$24 plus \$6.35 per ton, ventilation system and/or fans, ducts and applicable technology fee
597	Planning & Inspections	Mechanical	Icemakers not a portion of heating and cooling system no tons	\$36 plus base fee and applicable technology fee	\$36 plus base fee and applicable technology fee
598	Planning & Inspections	Mechanical	Condensate drains	\$9 based on quantity plus base fee and applicable technology fee	\$9 based on quantity plus base fee and applicable technology fee
599	Planning & Inspections	Mechanical	Solar Systems (excluding duct work)	\$36 plus base fee and applicable technology fee	\$36 plus base fee and applicable technology fee
600	Planning & Inspections	Mechanical	Collectors	\$20 Based on quantity plus base fee and applicable technology fee	\$20 Based on quantity plus base fee and applicable technology fee
601	Planning & Inspections	Mechanical	Hood and/or exhaust fan, duct: Residential	\$9.54 based on quantity plus base fee and applicable technology fee	\$9.54 based on quantity plus base fee and applicable technology fee
602	Planning & Inspections	Mechanical	Type 1 Hood and/or exhaust fan, duct: Non-Residential	\$153 plus base fee and applicable technology fee	\$153 plus base fee and applicable technology fee
603	Planning & Inspections	Mechanical	Type 2 Hood and/or exhaust fan, duct: Non-Residential	\$77 plus base fee and applicable technology fee	\$77 plus base fee and applicable technology fee
604	Planning & Inspections	Mechanical	Restroom exhaust fan and/or duct/Dryer Vent: Residential	\$6.35 Based on quantity plus base fee and applicable technology fee	\$6.35 Based on quantity plus base fee and applicable technology fee
605	Planning & Inspections	Mechanical	Restroom exhaust fan and/or duct/Dryer Vent: Non-Residential	\$9.53 based on quantity plus base fee and applicable technology fee	\$9.53 based on quantity plus base fee and applicable technology fee
606	Planning & Inspections	Mechanical	Fire dampers, ea.	\$3.18 Based on quantity plus base fee and applicable technology fee	\$3.18 Based on quantity plus base fee and applicable technology fee
607	Planning & Inspections	Mechanical	Humidifiers, ea.	\$20.11 Based on quantity plus base fee and applicable technology fee	\$20.11 Based on quantity plus base fee and applicable technology fee
608	Planning & Inspections	Mechanical	Ducts: Heating, cooling and/or under slab 1-10 openings	\$21.24 Based on quantity plus base fee and applicable technology fee	\$21.24 Based on quantity plus base fee and applicable technology fee
609	Planning & Inspections	Mechanical	Ducts: Heating, cooling and/or under slab 11-20 openings	\$27.54 Based on quantity plus base fee and applicable technology fee	\$27.54 Based on quantity plus base fee and applicable technology fee
610	Planning & Inspections	Mechanical	Ducts: Heating, cooling and/or under slab 21-30 openings	\$34 based on quantity plus base fee and applicable technology fee	\$34 based on quantity plus base fee and applicable technology fee
611	Planning & Inspections	Mechanical	Ducts: Heating, cooling and/or under slab over 30 openings	\$36 plus \$1 for each opening plus base fee and applicable technology fee	\$36 plus \$1 for each opening plus base fee and applicable technology fee
612	Planning & Inspections	Plumbing	Base fee, ea. (non-refundable)	\$110 plus applicable technology fee	\$110 plus applicable technology fee
613	Planning & Inspections	Plumbing	Fixture: Backflow prevention device	\$9.53 Based on quantity plus base fee and applicable technology fee	\$9.53 Based on quantity plus base fee and applicable technology fee
614	Planning & Inspections	Plumbing	house to sewer curb cut	\$26.48 plus base fee and applicable technology fee	\$26.48 plus base fee and applicable technology fee
615	Planning & Inspections	Plumbing	Sewer tap	\$10.59 plus base fee and applicable technology fee	\$10.59 plus base fee and applicable technology fee
616	Planning & Inspections	Plumbing	Water closet 1-5	\$20.12 plus base fee and applicable technology fee	\$20.12 plus base fee and applicable technology fee
617	Planning & Inspections	Plumbing	Water closet over 5	\$14.83 plus base fee and applicable technology fee	\$14.83 plus base fee and applicable technology fee
618	Planning & Inspections	Plumbing	Water closet reset	\$14.83 plus base fee and applicable technology fee	\$14.83 plus base fee and applicable technology fee
619	Planning & Inspections	Plumbing	Inspection outside City limit	\$76.25 and applicable technology fee	\$76.25 and applicable technology fee
620	Planning & Inspections	Plumbing	surcharge on above fees	\$96.36 and applicable technology fee	\$96.36 and applicable technology fee
621	Planning & Inspections	Plumbing	additional surcharge after water connected	\$96.36 and applicable technology fee	\$96.36 and applicable technology fee
622	Planning & Inspections	Plumbing	Consumer Health Permit - Inspections for 3 compartment sink, grease trap, etc.	\$76.25 and applicable technology fee	\$76.25 and applicable technology fee
623	Planning & Inspections	Plumbing	Grease trap, sand traps, separation tanks, dental chair, dishwasher, washing machine, garbage disposal unit, water softener, electric water heater, indirect waste line into plumbing drain or fixture, (all other this category), ea.	\$10.59 based on quantity plus base fee and applicable technology fee	\$10.59 based on quantity plus base fee and applicable technology fee
624	Planning & Inspections	Plumbing	Commercial roof drain, ea.	\$8.47 based on quantity plus base fee and applicable technology fee	\$8.47 based on quantity plus base fee and applicable technology fee
625	Planning & Inspections	Plumbing	Bathtub, shower, lavatory, kitchen sink, commercial sink, (per section) urinal, bidet, drinking fountain, ea.	\$8.47 based on quantity plus base fee and applicable technology fee	\$8.47 based on quantity plus base fee and applicable technology fee
626	Planning & Inspections	Plumbing	Vehicular dump station	\$16.95 Based on quantity plus base fee and applicable technology fee	\$16.95 Based on quantity plus base fee and applicable technology fee
627	Planning & Inspections	Plumbing Sewer ejectors	Single	\$15.89 Based on quantity plus base fee and applicable technology fee	\$15.89 Based on quantity plus base fee and applicable technology fee
628	Planning & Inspections	Plumbing Sewer ejectors	Dual	\$24.35 based on quantity plus base fee and applicable technology fee	\$24.35 based on quantity plus base fee and applicable technology fee

FY 2025 Schedule C
Departmental Fee List

2025 Line No.	Department	Fee Description	Detail	FY 2024 Revised Fees	FY 2025 Proposed Fees
629	Planning & Inspections	Plumbing	Solar heating systems	\$24.35 based on quantity plus base fee and applicable technology fee	\$24.35 based on quantity plus base fee and applicable technology fee
630	Planning & Inspections	Plumbing	Solar panels, ea.	\$13.76 based on quantity plus base fee and applicable technology fee	\$13.76 based on quantity plus base fee and applicable technology fee
631	Planning & Inspections	Plumbing	Back-up water heaters, gas	\$13.76 based on quantity plus base fee and applicable technology fee	\$13.76 based on quantity plus base fee and applicable technology fee
632	Planning & Inspections	Plumbing	Storage tank	\$11.55 Based on quantity plus base fee and applicable technology fee	\$11.55 Based on quantity plus base fee and applicable technology fee
633	Planning & Inspections	Plumbing Permits	Appliances	\$76.25 permit fee plus \$17.47 per fixture and applicable technology fee	\$76.25 permit fee plus \$17.47 per fixture and applicable technology fee
634	Planning & Inspections	Irrigation System	Irrigation base fee for residential	\$110 (Add fixtures below to base commercial irrigation fee) and applicable technology fee	\$110 (Add fixtures below to base commercial irrigation fee) and applicable technology fee
635	Planning & Inspections	Irrigation System	Irrigation Base fee for Commercial	\$110 (Add fixtures below to base commercial irrigation fee) and applicable technology fee	\$110 (Add fixtures below to base commercial irrigation fee) and applicable technology fee
636	Planning & Inspections	Irrigation System	Fixture: Control valve (each section)	\$9.53 Based on quantity and applicable technology fee	\$9.53 Based on quantity and applicable technology fee
637	Planning & Inspections	Irrigation System	Fixture: Backflow preventive device	\$9.53 Based on quantity and applicable technology fee	\$9.53 Based on quantity and applicable technology fee
638	Planning & Inspections	Irrigation System	Fixture: Sprinkler head, ea.	\$0.64 Based on quantity and applicable technology fee	\$0.64 Based on quantity and applicable technology fee
639	Planning & Inspections	Irrigation System	Fixture: Drips, ea.	\$0.14 Based on quantity and applicable technology fee	\$0.14 Based on quantity and applicable technology fee
640	Planning & Inspections	Irrigation System	Fixture: Bubblers, ea.	\$0.14 Based on quantity and applicable technology fee	\$0.14 Based on quantity and applicable technology fee
641	Planning & Inspections	Irrigation System	Subterranean irrigation systems per square yard irrigated	\$0.14 Based on quantity and applicable technology fee	\$0.14 Based on quantity and applicable technology fee
642	Planning & Inspections	Plumbing	Swimming pools, Jacuzzi (Hot Tubs) Therapy tubs, Whirlpools, ea.	\$110 and applicable technology fee	\$110 and applicable technology fee
643	Planning & Inspections	Plumbing	Jacuzzi (Hot Tubs), Therapy tubs, whirlpools, ea.	\$110 and applicable technology fee	\$110 and applicable technology fee
644	Planning & Inspections	Plumbing	Jacuzzi (Hot Tubs), Therapy tubs, whirlpools, ea. additionally if included with swimming pool	\$13.76 based on quantity plus base fee and applicable technology fee	\$13.76 based on quantity plus base fee and applicable technology fee
645	Planning & Inspections	Plumbing	Gas water heater (pool, Jacuzzi, etc.)	\$13.76 based on quantity plus base fee and applicable technology fee	\$13.76 based on quantity plus base fee and applicable technology fee
646	Planning & Inspections	Plumbing	Cartridge filters (pool, Jacuzzi, etc.)	\$8.47 based on quantity plus base fee and applicable technology fee	\$8.47 based on quantity plus base fee and applicable technology fee
647	Planning & Inspections	Plumbing	Plumbing work no fixtures or sewer	\$110 and applicable technology fee	\$110 and applicable technology fee
648	Planning & Inspections	Plumbing	Mobile home hook-ups	\$110 and applicable technology fee	\$110 and applicable technology fee
649	Planning & Inspections	Gas	Base fee, ea. (non-refundable)	\$110 plus applicable technology fee	\$110 plus applicable technology fee
650	Planning & Inspections	Gas	Gas opening, appliance by others, ea.	\$7.41 Based on quantity plus base fee and applicable technology fee	\$7.41 Based on quantity plus base fee and applicable technology fee
651	Planning & Inspections	Gas	Commercial cooking unit, (ovens, etc.), ea.	\$13.76 based on quantity plus base fee and applicable technology fee	\$13.76 based on quantity plus base fee and applicable technology fee
652	Planning & Inspections	Gas	Domestic cooking unit	\$10.59 based on quantity plus base fee and applicable technology fee	\$10.59 based on quantity plus base fee and applicable technology fee
653	Planning & Inspections	Gas Water Heater	Gas Water Heater	\$13.76 based on quantity plus base fee and applicable technology fee	\$13.76 based on quantity plus base fee and applicable technology fee
654	Planning & Inspections	Gas	Commercial clothes dryer	\$13.76 based on quantity plus base fee and applicable technology fee	\$13.76 based on quantity plus base fee and applicable technology fee
655	Planning & Inspections	Gas	Residential clothes dryer	\$10.59 based on quantity plus base fee and applicable technology fee	\$10.59 based on quantity plus base fee and applicable technology fee
656	Planning & Inspections	Gas-Unducted heating appliances	Circulating wall, ceiling, space, unit-infra-red, ea.	\$20.11 based on quantity plus base fee and applicable technology fee	\$20.11 based on quantity plus base fee and applicable technology fee
657	Planning & Inspections	Gas	Lighting unit, log lighter	\$10.59 based on quantity plus base fee and applicable technology fee	\$10.59 based on quantity plus base fee and applicable technology fee
658	Planning & Inspections	Gas	Floor furnace	\$15.89 based on quantity plus base fee and applicable technology fee	\$15.89 based on quantity plus base fee and applicable technology fee
659	Planning & Inspections	Gas	Service yard line	\$13.76 based on quantity plus base fee and applicable technology fee	\$13.76 based on quantity plus base fee and applicable technology fee
660	Planning & Inspections	Gas	Gas refrigerator	\$13.76 based on quantity plus base fee and applicable technology fee	\$13.76 based on quantity plus base fee and applicable technology fee
661	Planning & Inspections	Building Permit - Residential	For additional lines than 400 square feet	\$307 and applicable technology fee	\$307 and applicable technology fee
662	Planning & Inspections	Third party building permit discount	Discount for residential permit when builder utilizes third party services for process.	<ul style="list-style-type: none"> • First 400 TPRN permits issued, \$100 reduction in individual permit cost • Subsequent 100 TPRN permits issued (401 to 500), \$125 reduction in permit cost • Subsequent permits in excess of 500 permits issued, \$150 reduction in permit cost 	<ul style="list-style-type: none"> • First 400 TPRN permits issued, \$100 reduction in individual permit cost • Subsequent 100 TPRN permits issued (401 to 500), \$125 reduction in permit cost • Subsequent permits in excess of 500 permits issued, \$150 reduction in permit cost
663	Planning & Inspections	Building Permit - Residential	For additions or new single family residential construction between 401-1299 square feet, to include a single structure on one parcel that contains a single family dwelling duplex, triplex, or quadraplex.	\$0.87 per square foot plus applicable Technology Fee.	\$0.87 per square foot plus applicable Technology Fee.
664	Planning & Inspections	Building Permit - Residential	For additions or new single family residential construction between 1300-2399 square feet, to include a single structure on one parcel that contains a single family dwelling duplex, triplex, or quadraplex.	\$0.82 per square foot plus applicable Technology Fee.	\$0.82 per square foot plus applicable Technology Fee.
665	Planning & Inspections	Building Permit - Residential	For additions or new single family residential construction between 2400-3399 square feet, to include a single structure on one parcel that contains a single family dwelling duplex, triplex, or quadraplex.	\$0.81 per square foot plus applicable Technology Fee.	\$0.81 per square foot plus applicable Technology Fee.
666	Planning & Inspections	Building Permit - Residential	For additions or new single family residential construction between 3400-4399 square feet, to include a single structure on one parcel that contains a single family dwelling duplex, triplex, or quadraplex.	\$0.72 per square foot plus applicable Technology Fee.	\$0.72 per square foot plus applicable Technology Fee.
667	Planning & Inspections	Building Permit - Residential	For additions or new single family residential construction greater than 4400 square feet, to include a single structure on one parcel that contains a single family dwelling duplex, triplex, or quadraplex.	\$0.61 per square foot plus applicable Technology Fee.	\$0.61 per square foot plus applicable Technology Fee.

FY 2025 Schedule C
Departmental Fee List

2025 Line No.	Department	Fee Description	Detail	FY 2024 Revised Fees	FY 2025 Proposed Fees
668	Planning & Inspections	Building Permit - Residential	Residential Permit	Total Permit cost will be comprised of the following: Master Permit-66%; Electrical-20%; Plumbing-7%; Mechanical-7%; applicable technology fee will be assessed to each permit.	Total Permit cost will be comprised of the following: Master Permit-66%; Electrical-20%; Plumbing-7%; Mechanical-7%; applicable technology fee will be assessed to each permit.
669	Planning & Inspections	Building Permit	Inspection fee-business hours	\$110 plus applicable technology fee	\$110 plus applicable technology fee
670	Planning & Inspections	Building Permit	Inspection fee-non business hours (Two hour minimum)	\$127 (Two Hour Minimum) plus applicable technology fee	\$127 (Two Hour Minimum) plus applicable technology fee
671	Planning & Inspections	Building Permit	Inspection fee-Expedited "On-Demand" inspections (Two hour minimum)	\$127 (Two Hour Minimum) plus applicable technology fee	\$127 (Two Hour Minimum) plus applicable technology fee
672	Planning & Inspections	Building Permit	Investigative Inspection Permit	\$150 plus applicable technology fee	\$150 plus applicable technology fee
673	Planning & Inspections	Sign Permits	Sign Permit	A basic sign valuation shall be determined for all signs by multiplying the sign area in square feet by the appropriate value from the following table:	A basic sign valuation shall be determined for all signs by multiplying the sign area in square feet by the appropriate value from the following table:
674	Planning & Inspections	Sign Permits	Sign Height (Ft)		
675	Planning & Inspections	Sign Permits	Non-Illuminated	Single Face	Single Face
676	Planning & Inspections	Sign Permits	1 up to and including 20 Ft in Height	\$14.00 plus applicable technology fee	\$14.00 plus applicable technology fee
677	Planning & Inspections	Sign Permits	over 20 ft. up to and including 30 ft. in height	\$16.00 plus applicable technology fee	\$16.00 plus applicable technology fee
678	Planning & Inspections	Sign Permits	over 30 ft. up to and including 40 ft. in height	\$17.00 plus applicable technology fee	\$17.00 plus applicable technology fee
679	Planning & Inspections	Sign Permits	over 40 ft. up to and including 50 ft. in height	\$18.00 plus applicable technology fee	\$18.00 plus applicable technology fee
680	Planning & Inspections	Sign Permits	over 50 ft. up to and including 60 ft. in height	\$20.00 plus applicable technology fee	\$20.00 plus applicable technology fee
681	Planning & Inspections	Sign Permits	Over 60 ft. in Height	\$21.00 plus applicable technology fee	\$21.00 plus applicable technology fee
682	Planning & Inspections	Sign Permits	Non-Illuminated		
683	Planning & Inspections	Sign Permits	1 up to and including 20 ft. in Height	\$20.00 plus applicable technology fee	\$20.00 plus applicable technology fee
684	Planning & Inspections	Sign Permits	over 20 ft. up to and including 30 ft. in height	\$23.00 plus applicable technology fee	\$23.00 plus applicable technology fee
685	Planning & Inspections	Sign Permits	over 30 ft. up to and including 40 ft. in height	\$24.00 plus applicable technology fee	\$24.00 plus applicable technology fee
686	Planning & Inspections	Sign Permits	over 40 ft. up to and including 50 ft. in height	\$26.00 plus applicable technology fee	\$26.00 plus applicable technology fee
687	Planning & Inspections	Sign Permits	over 50 ft. up to and including 60 ft. in height	\$29.00 plus applicable technology fee	\$29.00 plus applicable technology fee
688	Planning & Inspections	Sign Permits	Over 60 ft. in Height	\$30.00 plus applicable technology fee	\$30.00 plus applicable technology fee
689	Planning & Inspections	Sign Permits	Sign Height (Ft)		
690	Planning & Inspections	Sign Permits	Illuminated	Single Face	Single Face
691	Planning & Inspections	Sign Permits	1 up to and including 20 ft. in Height	\$25.00 plus applicable technology fee	\$25.00 plus applicable technology fee
692	Planning & Inspections	Sign Permits	over 20 ft. up to and including 30 ft. in height	\$30.00 plus applicable technology fee	\$30.00 plus applicable technology fee
693	Planning & Inspections	Sign Permits	over 30 ft. up to and including 40 ft. in height	\$34.00 plus applicable technology fee	\$34.00 plus applicable technology fee
694	Planning & Inspections	Sign Permits	over 40 ft. up to and including 50 ft. in height	\$37.00 plus applicable technology fee	\$37.00 plus applicable technology fee
695	Planning & Inspections	Sign Permits	over 50 ft. up to and including 60 ft. in height	\$39.00 plus applicable technology fee	\$39.00 plus applicable technology fee
696	Planning & Inspections	Sign Permits	Over 60 ft. in Height	\$41.00 plus applicable technology fee	\$41.00 plus applicable technology fee
697	Planning & Inspections	Sign Permits	Illuminated Double Face	Double Face	Double Face
698	Planning & Inspections	Sign Permits	1 up to and including 20 ft. in Height	\$39.00 plus applicable technology fee	\$39.00 plus applicable technology fee
699	Planning & Inspections	Sign Permits	over 20 ft. up to and including 30 ft. in height	\$47.00 plus applicable technology fee	\$47.00 plus applicable technology fee
700	Planning & Inspections	Sign Permits	over 30 ft. up to and including 40 ft. in height	\$50.00 plus applicable technology fee	\$50.00 plus applicable technology fee
701	Planning & Inspections	Sign Permits	over 40 ft. up to and including 50 ft. in height	\$53.00 plus applicable technology fee	\$53.00 plus applicable technology fee
702	Planning & Inspections	Sign Permits	over 50 ft. up to and including 60 ft. in height	\$56.00 plus applicable technology fee	\$56.00 plus applicable technology fee
703	Planning & Inspections	Sign Permits	Over 60 ft. in Height	\$59.00 plus applicable technology fee	\$59.00 plus applicable technology fee
704	Planning & Inspections	Sign Permits	Off-Premise Sign Demolition	\$76.00 plus applicable technology fee	\$76.00 plus applicable technology fee
705	Planning & Inspections	Sign Permits	For sign valuations equal to or less than two hundred dollars (\$200.00). Except for temporary real estate signs.	\$51.00 plus applicable technology fee	\$51.00 plus applicable technology fee
706	Planning & Inspections	Sign Permits		For sign valuations of two hundred one (\$201.00), up to and including one thousand, sign permit fee shall be fifty two dollars and forty one cents (\$52.41) plus two dollars and eighteen cents (\$2.18) for each one hundred or portion thereof over two hundred plus applicable technology fee.	For sign valuations of two hundred one (\$201.00), up to and including one thousand, sign permit fee shall be fifty two dollars and forty one cents (\$52.41) plus two dollars and eighteen cents (\$2.18) for each one hundred or portion thereof over two hundred plus applicable technology fee.
707	Planning & Inspections	Sign Permits		For sign valuation of one thousand one (\$1,001.00), up to and including ten thousand, sign permit fee shall be sixty-eight dollars and seventy-eight cents (\$68.78) plus twelve dollars and one cent (\$12.01) for each one thousand or portion thereof over one thousand plus applicable technology fee.	For sign valuation of one thousand one (\$1,001.00), up to and including ten thousand, sign permit fee shall be sixty-eight dollars and seventy-eight cents (\$68.78) plus twelve dollars and one cent (\$12.01) for each one thousand or portion thereof over one thousand plus applicable technology fee.
708	Planning & Inspections	Sign Permits		For sign valuations over ten thousand one (\$10,001.00), up to and including twenty-five thousand sign permit fee shall be one hundred seventy five dollars and seventy-eight cents (\$175.78) plus twenty-five dollars and forty-two cents (\$25.42) for each one thousand or portion thereof over ten thousand plus applicable technology fee.	For sign valuations over ten thousand one (\$10,001.00), up to and including twenty-five thousand sign permit fee shall be one hundred seventy five dollars and seventy-eight cents (\$175.78) plus twenty-five dollars and forty-two cents (\$25.42) for each one thousand or portion thereof over ten thousand plus applicable technology fee.
709	Planning & Inspections	Sign Permits		For sign valuations over twenty-five thousand and one (\$25,001.00), sign permit fee shall be five hundred ninety-two dollars and eighty-five cents (\$592.85) plus thirty-eight dollars and twenty-one cents (\$38.12) for each one thousand or portion thereof over twenty-five thousand plus applicable technology fee.	For sign valuations over twenty-five thousand and one (\$25,001.00), sign permit fee shall be five hundred ninety-two dollars and eighty-five cents (\$592.85) plus thirty-eight dollars and twenty-one cents (\$38.12) for each one thousand or portion thereof over twenty-five thousand plus applicable technology fee.
710	Planning & Inspections	Fire Permits	Fire Sprinkler or Fire Extinguishing System	Minimum Fee \$77 plus applicable technology fee	Minimum Fee \$77 plus applicable technology fee
711	Planning & Inspections	Fire Permits	Number of Sprinkler heads		
712	Planning & Inspections	Fire Permits	1 to 15	\$77 plus applicable technology fee	\$77 plus applicable technology fee
713	Planning & Inspections	Fire Permits	16 to 75	\$118 plus applicable technology fee	\$118 plus applicable technology fee
714	Planning & Inspections	Fire Permits	76 to 100	\$158 plus applicable technology fee	\$158 plus applicable technology fee
715	Planning & Inspections	Fire Permits	101 to 200	\$236 plus applicable technology fee	\$236 plus applicable technology fee
716	Planning & Inspections	Fire Permits	201 to 300	\$277 plus applicable technology fee	\$277 plus applicable technology fee
717	Planning & Inspections	Fire Permits	Over 300	\$316 plus applicable technology fee	\$316 plus applicable technology fee

FY 2025 Schedule C
Departmental Fee List

2025 Line No.	Department	Fee Description	Detail	FY 2024 Revised Fees	FY 2025 Proposed Fees
718	Planning & Inspections	Fire Permits	Fire Suppression Systems for Cooking Operations	\$77 plus applicable technology fee	\$77 plus applicable technology fee
719	Planning & Inspections	Fire Permits	Number of Devices		
720	Planning & Inspections	Fire Permits	1 to 5	\$77 plus applicable technology fee	\$77 plus applicable technology fee
721	Planning & Inspections	Fire Permits	6 to 20	\$118 plus applicable technology fee	\$118 plus applicable technology fee
722	Planning & Inspections	Fire Permits	21 to 40	\$158 plus applicable technology fee	\$158 plus applicable technology fee
723	Planning & Inspections	Fire Permits	41 to 60	\$198 plus applicable technology fee	\$198 plus applicable technology fee
724	Planning & Inspections	Fire Permits	61 to 100	\$236 plus applicable technology fee	\$236 plus applicable technology fee
725	Planning & Inspections	Fire Permits	over 100	\$278 plus applicable technology fee	\$278 plus applicable technology fee
726	Planning & Inspections	Fire Permits	1 to 3 fire hydrants	\$77 plus applicable technology fee	\$77 plus applicable technology fee
727	Planning & Inspections	Fire Permits	4 to 6 fire hydrants	\$118 plus applicable technology fee	\$118 plus applicable technology fee
728	Planning & Inspections	Fire Permits	over 6 fire hydrants	\$158 plus applicable technology fee	\$158 plus applicable technology fee
729	Planning & Inspections	Building Permit	Roofing Permit	\$118 plus applicable technology fee	\$118 plus applicable technology fee
730	Planning & Inspections	Building Permit	Certified Roofing Permit	\$77 plus applicable technology fee	\$77 plus applicable technology fee
731	Planning & Inspections	Building Permit	Sidewalk Permit	\$110 plus applicable technology fee	\$110 plus applicable technology fee
732	Planning & Inspections	Building Permit	Driveway Permit	\$110 plus applicable technology fee	\$110 plus applicable technology fee
733	Planning & Inspections	Building Permit	Certificate of Use	\$398 plus applicable technology fee	\$398 plus applicable technology fee
734	Planning & Inspections	Building Permit	Conditional Certificate of Occupancy	\$398 plus applicable technology fee	\$398 plus applicable technology fee
735	Planning & Inspections	Building Permit	Temporary Certificate of Occupancy	\$169 plus applicable technology fee	\$169 plus applicable technology fee
736	Planning & Inspections	Building Permit	Temporary Structures (Tents, construction sheds, seat canopies, etc.)	Minimum \$51 (\$0.11 per square foot for the total area per month or fraction thereof) plus applicable technology	Minimum \$51 (\$0.11 per square foot for the total area per month or fraction thereof) plus applicable technology
737	Planning & Inspections	Building Permit	Vacant Building Annual Registration-Commercial less than 5,000 square feet in area	\$159 plus applicable technology fee	\$159 plus applicable technology fee
738	Planning & Inspections	Building Permit	Vacant Building Annual Registration-Commercial 5,001 square feet to 20,000 square feet in area	\$318 plus applicable technology fee	\$318 plus applicable technology fee
739	Planning & Inspections	Building Permit	Vacant Building Annual Registration-commercial over 20,001 square feet in area	\$477 plus applicable technology fee	\$477 plus applicable technology fee
740	Planning & Inspections	Building Permit	Vacant Building commercial and residential fee for registration ownership transfers not requiring a plan review	\$80 plus applicable technology fee	\$80 plus applicable technology fee
741	Planning & Inspections	Building Permit	Vacant Building Annual Residential Registration Fee	\$159 plus applicable technology fee	\$159 plus applicable technology fee
742	Planning & Inspections	Building Permit	Mobile Home Placement Permit	\$110 plus applicable technology fee	\$110 plus applicable technology fee
743	Planning & Inspections	Building Permit	Duplicate Cards or Licenses	\$17.00 plus applicable technology fee	\$17.00 plus applicable technology fee
744	Planning & Inspections	Business Licenses	Vendor	\$48 plus applicable technology fee	\$48 plus applicable technology fee
745	Planning & Inspections	Business Licenses	Tax Exempt Vendor	No Fee	No Fee
746	Planning & Inspections	Business Licenses	Motel	\$230 plus applicable technology fee	\$230 plus applicable technology fee
747	Planning & Inspections	Business Licenses	Hotel	\$230 plus applicable technology fee	\$230 plus applicable technology fee
748	Planning & Inspections	Business Licenses	Lodging house	\$56 plus applicable technology fee	\$56 plus applicable technology fee
749	Planning & Inspections	Business Licenses	Home occupation (New) -Annual	\$160 plus applicable technology fee	\$160 plus applicable technology fee
750	Planning & Inspections	Business License	Home occupation- Late Fee	20% of renewal fee plus applicable tech fee	20% of renewal fee plus applicable tech fee
751	Planning & Inspections	Business Licenses	2nd hand dealers	\$190 plus applicable technology fee	\$190 plus applicable technology fee
752	Planning & Inspections	Business Licenses	Expedited Application Review Fee	\$48 plus applicable technology fee	\$48 plus applicable technology fee
753	Planning & Inspections	Business Licenses	Enhanced Provisional License Fee	\$148 plus applicable technology fee	\$148 plus applicable technology fee
754	Planning & Inspections	Business Licenses	Flea Market Operator License	\$630 plus applicable technology fee	\$630 plus applicable technology fee
755	Planning & Inspections	Business Licenses	Renewal Fee for Flea Market Operators License	\$505 plus applicable technology fee	\$505 plus applicable technology fee
756	Planning & Inspections	Business Licenses	2nd hand dealer receipt books- 50 receipts per book.	\$18 each plus applicable technology fee	\$18 each plus applicable technology fee
757	Planning & Inspections	Amplification Fee	4 or more days in advance of event	\$15 plus applicable technology fee	\$15 plus applicable technology fee
758	Planning & Inspections	Amplification Fee	3 or less day in advance of event	\$30 plus applicable technology fee	\$30 plus applicable technology fee
759	Planning & Inspections	Contractors Registration Fee	Registration Fee	\$100 plus applicable technology fee	\$100 plus applicable technology fee
760	Planning & Inspections	Third Party Contractor Registration Fee	Application and renewal fee for third party contractor registrations	\$300 plus applicable technology fee	\$300 plus applicable technology fee
761	Planning & Inspections	Business License	Sign Painting Contractors	\$110 plus applicable technology fee	\$110 plus applicable technology fee
762	Planning & Inspections	Business License	Sign Contractor	1 Year \$607.00 2 Years \$1,214.00 plus applicable technology fee	1 Year \$607.00 2 Years \$1,214.00 plus applicable technology fee
763	Planning & Inspections	Business License	Sign Installer	\$607 plus applicable technology fee	\$607 plus applicable technology fee
764	Planning & Inspections	Business License	Temp. inflatable sign installer	\$1,213 plus applicable technology fee	\$1,213 plus applicable technology fee
765	Planning & Inspections	Business License	Temp inflatable sign installed by property owner	\$607 plus applicable technology fee	\$607 plus applicable technology fee
766	Planning & Inspections	Business License	Motor Vehicle Dealers	1 Year \$145.00 2 Years \$290.00 plus applicable technology fee	1 Year \$145.00 2 Years \$290.00 plus applicable technology fee
767	Planning & Inspections	Business License	TABC Certification Inspection	\$110.00 plus applicable tech fee	\$110.00 plus applicable tech fee
768	Planning & Inspections	Licenses	Sexually Oriented Business License		
769	Planning & Inspections	Licenses	Initial Fee (Annual)	\$667 plus applicable technology fee	\$667 plus applicable technology fee
770	Planning & Inspections	Licenses	Renewal Fee (Annual)	\$424 plus applicable technology fee	\$424 plus applicable technology fee
771	Planning & Inspections	Licenses	Sexually Oriented Business Employee		
772	Planning & Inspections	Licenses	Initial Fee (Annual)	\$48 plus applicable technology fee	\$48 plus applicable technology fee
773	Planning & Inspections	Licenses	Renewal Fee (Annual)	\$23 plus applicable technology fee	\$23 plus applicable technology fee
774	Planning & Inspections	Licenses	Background checks (per employee) for Boarding Home License	\$17.00 per employee plus applicable technology fee	\$17.00 per employee plus applicable technology fee
775	Planning & Inspections	Licenses	Sounds Amplification License	\$367.00 plus applicable tech fee	\$367.00 plus applicable tech fee
776	Planning & Inspections	Licenses	Sounds Amplification Renewal Fee	\$125.00 plus applicable tech fee	\$125.00 plus applicable tech fee
777	Planning & Inspections	Licenses	Sounds Amplification Appeal Fee	\$308.00 plus applicable tech fee	\$308.00 plus applicable tech fee
778	Planning & Inspections	Development	Expedited Review of Grading Permits	Two hundred fifty six dollars (\$256.00) plus ninety-four dollars (\$94.00) for each hour or portion of an hour of plan review time plus applicable technology fee.	Two hundred fifty six dollars (\$256.00) plus ninety-four dollars (\$94.00) for each hour or portion of an hour of plan review time plus applicable technology fee.
779	Planning & Inspections	Development	Construction SWP3 permit fee - 5 Acres sites or larger	\$129.00 one time permit fee plus applicable technology fee	\$129.00 one time permit fee plus applicable technology fee
780	Planning & Inspections	Development	Construction SWP3 Review fee - .1-4.99 Acres sites	\$75.00 one time permit fee plus applicable technology fee	\$75.00 one time permit fee plus applicable technology fee
781	Planning & Inspections	Development	Industrial SWP3 permit fee	\$129.00 one time permit fee plus applicable technology fee	\$129.00 one time permit fee plus applicable technology fee

FY 2025 Schedule C
Departmental Fee List

2025 Line No.	Department	Fee Description	Detail	FY 2024 Revised Fees	FY 2025 Proposed Fees
782	Planning & Inspections	Development	De-Watering/Discharge to MS4 (Storm water) permit fee	\$129.00 one time permit fee plus applicable technology fee	\$129.00 one time permit fee plus applicable technology fee
783	Planning & Inspections	Development	Commercial Sidewalk	\$200.00 plus applicable technology	\$200.00 plus applicable technology
784	Planning & Inspections	Development	Commercial Driveway	\$200.00 plus applicable technology	\$200.00 plus applicable technology
785	Planning & Inspections	Development	Grading Permit - Subdivisions		
786	Planning & Inspections	Development	0-5 acres	\$639.00 plus applicable technology	\$639.00 plus applicable technology
787	Planning & Inspections	Development	5.1-10acres	\$764.00 plus applicable technology	\$764.00 plus applicable technology
788	Planning & Inspections	Development	10.1-20 acres	\$892.00 plus applicable technology	\$892.00 plus applicable technology
789	Planning & Inspections	Development	20.1-30 acres	\$1,019.00 plus applicable technology fee	\$1,019.00 plus applicable technology fee
790	Planning & Inspections	Development	30.1-40 acres	\$1,148.00 plus applicable technology fee	\$1,148.00 plus applicable technology fee
791	Planning & Inspections	Development	40.1-50 acres	\$1,275.00 plus applicable technology fee	\$1,275.00 plus applicable technology fee
792	Planning & Inspections	Development	50.1 + acres	\$1,402.00 plus applicable technology fee	\$1,402.00 plus applicable technology fee
793	Planning & Inspections	Development	Borrow / Waste	\$546.00 plus applicable technology fee	\$546.00 plus applicable technology fee
794	Planning & Inspections	Development	First Extension	36% of grading permit plus applicable technology fee	36% of grading permit plus applicable technology fee
795	Planning & Inspections	Development	Second Extension	36% of grading permit plus applicable technology fee	36% of grading permit plus applicable technology fee
796	Planning & Inspections	Development	Grading Permit-All other commercial/residential		
797	Planning & Inspections	Development	0-5 acres	\$456.00 plus applicable technology fee	\$456.00 plus applicable technology fee
798	Planning & Inspections	Development	5.1-10acres	\$546.00 plus applicable technology fee	\$546.00 plus applicable technology fee
799	Planning & Inspections	Development	10.1-20 acres	\$637.00 plus applicable technology fee	\$637.00 plus applicable technology fee
800	Planning & Inspections	Development	20.1-30 acres	\$729.00 plus applicable technology fee	\$729.00 plus applicable technology fee
801	Planning & Inspections	Development	30.1-40 acres	\$820.00 plus applicable technology fee	\$820.00 plus applicable technology fee
802	Planning & Inspections	Development	40.1-50 acres	\$911.00 plus applicable technology fee	\$911.00 plus applicable technology fee
803	Planning & Inspections	Development	50.1 + acres	\$1,002.00 plus applicable technology fee	\$1,002.00 plus applicable technology fee
804	Planning & Inspections	Development	Borrow / Waste	\$546.00 plus applicable technology fee	\$546.00 plus applicable technology fee
805	Planning & Inspections	Development	First Extension	36% of grading permit plus applicable technology fee	36% of grading permit plus applicable technology fee
806	Planning & Inspections	Development	Second Extension	36% of grading permit plus applicable technology fee	36% of grading permit plus applicable technology fee
807	Planning & Inspections	Development	Mountain Development Association		
808	Planning & Inspections	Development	Grading Permit		
809	Planning & Inspections	Development	0-5 acres	\$1,820.00 plus applicable technology fee	\$1,820.00 plus applicable technology fee
810	Planning & Inspections	Development	5.1-10 acres	\$2,185.00 plus applicable technology fee	\$2,185.00 plus applicable technology fee
811	Planning & Inspections	Development	10.1-20 acres	\$2,549.00 plus applicable technology fee	\$2,549.00 plus applicable technology fee
812	Planning & Inspections	Development	20.1-30 acres	\$2913.00 plus applicable technology fee	\$2913.00 plus applicable technology fee
813	Planning & Inspections	Development	30.1-40 acres	\$3,276.00 plus applicable technology fee	\$3,276.00 plus applicable technology fee
814	Planning & Inspections	Development	40.1-50 acres	\$3,641.00 plus applicable technology fee	\$3,641.00 plus applicable technology fee
815	Planning & Inspections	Development	50.1 + acres	\$ 4,005.00 plus applicable technology fee	\$ 4,005.00 plus applicable technology fee
816	Planning & Inspections	Development	Borrow / Waste	\$1,455.00 plus applicable technology fee	\$1,455.00 plus applicable technology fee
817	Planning & Inspections	Development	First Extension	36% of MDA plus applicable technology fee	36% of MDA plus applicable technology fee
818	Planning & Inspections	Development	Second Extension	36% of MDA plus applicable technology fee	36% of MDA plus applicable technology fee
819	Planning & Inspections	Development	Inspection Fees-other than regular duty hours	\$127.00/hr.(2hr. Min) plus applicable technology fee	\$127.00/hr.(2hr. Min) plus applicable technology fee
820	Planning & Inspections	Development	Credit Access Certificate of Registration	\$195 each year plus applicable technology fee	\$195 each year plus applicable technology fee
821	Planning & Inspections	Business Permit	Brewer's License (BW)	2 Year License \$1,500.00	2 Year License \$1,500.00
822	Planning & Inspections	Business Permit	Distiller's and Rectifier's Permit (D)	2 Year License \$1,500.00	2 Year License \$1,500.00
823	Planning & Inspections	Business Permit	Winery Permit (G)	2 Year License \$75.00	2 Year License \$75.00
824	Planning & Inspections	Business Permit	Out-of-State Winery Direct Shipper's Permit (DS)	N/A (Out-of-State)	N/A (Out-of-State)
825	Planning & Inspections	Business Permit	Nonresident Brewer's License (BN)	N/A (Out-of-State)	N/A (Out-of-State)
826	Planning & Inspections	Business Permit	Nonresident Seller's Permit (S)	2 Year License \$150.00	2 Year License \$150.00
827	Planning & Inspections	Business Permit	General Distributor's License (BB)	2 Year License \$300.00	2 Year License \$300.00
828	Planning & Inspections	Business Permit	Wholesaler's Permit (W)	2 Year License \$1,875.00	2 Year License \$1,875.00
829	Planning & Inspections	Business Permit	General Class B Wholesaler's Permit (X)	2 Year License \$300.00	2 Year License \$300.00
830	Planning & Inspections	Business Permit	Mixed Beverage Permit and Mixed Beverage w/Food & Beverage Certificate (FB) Required (MB)		
831	Planning & Inspections	Business Permit	Original (1st and 2nd Year)	2 Year License, no fee	2 Year License, no fee
832	Planning & Inspections	Business Permit	1st Renewal (3rd and 4th Year)	3rd Year No Fee, 4th year \$1,125.00	3rd Year No Fee, 4th year \$1,125.00
833	Planning & Inspections	Business Permit	2nd Renewal (5th and 6th Year)	2 Year License \$1,500.00	2 Year License \$1,500.00
834	Planning & Inspections	Business Permit	3rd and Subsequent Renewals	2 Year License \$750.00	2 Year License \$750.00
835	Planning & Inspections	Business Permit	Wine and Malt Beverage Retailer's Permit (BG)	2 Year License \$175.00	2 Year License \$175.00

FY 2025 Schedule C
Departmental Fee List

2025 Line No.	Department	Fee Description	Detail	FY 2024 Revised Fees	FY 2025 Proposed Fees
836	Planning & Inspections	Business Permit	Wine and Malt Beverage Retailer's Off-Premise Permit (BQ)	2 Year License \$60.00	2 Year License \$60.00
837	Planning & Inspections	Business Permit	(Malt Beverage) Retail Dealer's On- Premise License (BE)	2 Year License \$150.00	2 Year License \$150.00
838	Planning & Inspections	Business Permit	(Malt Beverage) Retail Dealer's Off-Premise License (BF)	2 Year License \$60.00	2 Year License \$60.00
839	Planning & Inspections	Business Permit	Private Club Registration Permit (N)	2 Year License no fee	2 Year License no fee
840	Planning & Inspections	Business Permit	Private Club Malt Beverage and Wine Permit (NB)	2 Year License no fee	2 Year License no fee
841	Planning & Inspections	Business Permit	Private Club Exemption Certificate (NE)	2 Year License no fee	2 Year License no fee
842	Planning & Inspections	Business Permit	Package Store Permit (P)	2 Year License \$500.00	2 Year License \$500.00
843	Planning & Inspections	Business Permit	Wine-Only Package Store Permit (Q)	2 Year License \$75.00	2 Year License \$75.00
844	Planning & Inspections	Business Permit	Passenger Transportation Permit (TR)	2 Year License no fee	2 Year License no fee
845	Planning & Inspections	Business Permit	Consumer Delivery Permit (CD)	2 Year License no fee	2 Year License no fee
846	Planning & Inspections	Business Permit	Bonded Warehouse Permit (J/JD)	2 Year License \$150.00	2 Year License \$150.00
847	Planning & Inspections	Business Permit	Manufacturer's Agent's Warehousing Permit (AW)	2 Year License \$750.00	2 Year License \$750.00
848	Planning & Inspections	Business Permit	Carrier's Permit (C)	2 Year License no fee	2 Year License no fee
849	Planning & Inspections	Business Permit	Promotional Permit (PR)	2 Year License \$300.00	2 Year License \$300.00
850	Planning & Inspections	Business Permit	Third-Party Local Cartage Permit (ET)	2 Year License no fee	2 Year License no fee
851	Planning & Inspections	Business Permit	Branch Distributor's License (BC)	2 Year License \$75.00	2 Year License \$75.00
852	Planning & Inspections	Business Permit	Forwarding Center Authority (FC)	2 Year License no fee	2 Year License no fee
853	Planning & Inspections	Business Permit	Brewer's Self- Distribution License (SD)	2 Year License \$600.00	2 Year License \$600.00
854	Planning & Inspections	Business Permit	Brewpub License (BP)	2 Year License \$500.00	2 Year License \$500.00
855	Planning & Inspections	Business Permit	Food and Beverage Certificate (FB)	2 Year License no fee	2 Year License no fee
856	Planning & Inspections	Business Permit	Late Hours Certificate (LH)	2 Year License no fee	2 Year License no fee
857	Planning & Inspections	Business Permit	Local Distributor's Permit (LP)	2 Year License \$100.00	2 Year License \$100.00
858	Planning & Inspections	Business Permit	Water Park Permit (WP)	2 Year License \$30.00	2 Year License \$30.00
859	Planning & Inspections	Business Licenses	Boarding Home Facility Annual Permit	\$262 plus applicable technology fee	\$262 plus applicable technology fee
860	Planning & Inspections	Business License	Boarding Home Facility Renewal- Late Fee	20% of renewal fee plus applicable tech fee	20% of renewal fee plus applicable tech fee
861	Planning & Inspections	Annual License Fee	Trailer Court Annual	\$275.00, plus applicable tech fee	\$275.00, plus applicable tech fee
862	Planning & Inspections	Re-Inspection Fee	Trailer Court	\$175.00, plus applicable tech fee	\$175.00, plus applicable tech fee
863	Planning & Inspections	Building Permits	Re-Inspection Fee for all building permits and trades	\$100 plus applicable technology fee	\$100 plus applicable technology fee
864	Planning & Inspections	After Hours Permit			\$85 plus applicable tech fee
865	Planning & Inspections	Administrative fee - refund requests			\$50 per request
866	Planning & Inspections	Applications - Subdivisions: 5-day review,			\$312 plus applicable technology fee
867	Planning & Inspections	Applications - Subdivisions: 5-day review, starting with third review cycle			\$500 plus applicable technology fee
868	Planning & Inspections	ETJ Release			\$1,500 plus applicable technology fee
869	Planning & Inspections	Reconsideration from the City Plan Commission			\$750 plus applicable technology fee
870	Planning & Inspections	Applications - Zoning : City Review Committee Neighborhood Conservancy Overlay (NCO) - Appeal to City Review Committee			\$190 plus applicable technology fee
871	Planning & Inspections	Applications - Zoning : City Review Committee Neighborhood Conservancy Overlay (NCO) - CRC Administrative Review			\$131 plus applicable technology fee
872	Planning & Inspections	Applications - Zoning : Smart Code - Building Scale Plan Preliminary/Final			\$475 plus applicable technology fee
873	Planning & Inspections	Applications - Zoning : Smart Code - Building Scale Plan Preliminary/Final Administrative Modification			\$300 plus applicable technology fee
874	Planning & Inspections	Applications - Zoning : Smart Code - Regulating Plan Adjustment Minor Modification			\$500 plus applicable technology fee
875	Planning & Inspections	Applications - Zoning : Smart Code : Regulating Plan Adjustment Major Modification			\$1400 plus applicable technology fee
876	Planning & Inspections	Applications - Zoning : Detailed Site Development Plan Review - Concurrently with Rezoning			\$500 plus applicable technology fee
877	Planning & Inspections	Applications - Zoning : Master Zoning Plan Amendment Minor			\$300 plus applicable technology fee
878	Planning & Inspections	Applications - Zoning : Master Zoning Plan Amendment Major			\$1400 plus applicable technology fee
879	Library	Library Fees	Overdue Fines	\$0.15/day	\$0.15/day
880	Library	Library Fees	Lost Adult/YA Hardback	Fair Market Value to Replace Item	Fair Market Value to Replace Item
881	Library	Library Fees	Adult Card/replacement	\$2.00	\$2.00
882	Library	Library Fees	Juvenile Card/replacement	\$1.00	\$1.00
883	Library	Library Fees	Student Card issue and replacement fees (including non-resident convenience fee) applicable only to students attending schools within city limits	Fees waived for elementary, middle and high school only.	Fees waived for elementary, middle and high school only.
884	Library	Library Fees	Non-Resident Convenience Fee	\$50.00 per year/\$25.00 per 6 months	\$50.00 per year/\$25.00 per 6 months
885	Library	Library Fees	Student/Non-Profit Use Scanning of Photographs (low resolution)	\$10.00 per image	\$10.00 per image
886	Library	Library Fees	Student/Non-Profit Use Scanning of Photographs (high resolution)	\$15.00 per image	\$15.00 per image

FY 2025 Schedule C
Departmental Fee List

2025 Line No.	Department	Fee Description	Detail	FY 2024 Revised Fees	FY 2025 Proposed Fees
887	Library	Library Fees	Student/Non-Profit Use Preservation Fee (Applies to all Reproduction Requests)	waived	waived
888	Library	Library Fees	Scanning of Photographs (low resolution)	\$20.00	\$20.00
889	Library	Library Fees	Scanning of Photographs (high resolution)	\$30.00	\$30.00
890	Library	Library Fees	Scanning of Maps/Architectural Drawings (low resolution)	\$25.00	\$25.00
891	Library	Library Fees	Scanning of Maps/Architectural Drawings (med resolution)	\$35.00	\$35.00
892	Library	Library Fees	Scanning of Maps/Architectural Drawings (high resolution)	\$45.00	\$45.00
893	Library	Library Fees	Scanning of Maps/Architectural Drawings Fee (in-house)	\$3 per sheet	\$3 per sheet
894	Library	Library Fees	Scanning of Maps/Architectural Drawings Fee- Student	\$15.00	\$15.00
895	Library	Library Fees	Preservation Fee (Applies to all Reproduction Requests)	\$1.00	\$1.00
896	Library	Library Fees	Document Delivery Services	\$1.00 per page	\$1.00 per page
897	Library	Library Fees	Commercial Use Fee	\$10.00	\$10.00
898	Library	Library Fees	Damaged or missing DVD/Music CD Case	\$3.00	\$3.00
899	Library	Library Fees	Damaged or Missing Book Cover	\$3.00	\$3.00
900	Library	Library Fees	Damaged or Missing Kit Bag	\$3.00	\$3.00
901	Library	Library Fees	Damaged or Missing Audiobook Case	\$3.00	\$3.00
902	Library	Library Fees	Damaged or Missing Barcode	\$3.00	\$3.00
903	Library	Library Fees	Damaged or Missing Spine Label	\$3.00	\$3.00
904	Library	Library Fees	Border Heritage/Interlibrary Loan Postage Fee	\$3.00 per item	\$3.00 per item
905	Library	Library Fees	Copy black/white	\$0.20	\$0.20
906	Library	Library Fees	Copy color	\$0.50	\$0.50
907	Library	Library Fees	Printer black/white	\$0.20	\$0.20
908	Library	Library Fees	Printer color	\$0.50	\$0.50
909	Library	Library Fees	Scanner	\$0.10	\$0.10
910	Library	Library Fees	Fax	\$1.00	\$1.00
911	Library	Library Fees	USB Save	free	free
912	Library	Library Fees	USB Drives	\$6.00	\$6.00
913	Library	Library Fees	Damaged or Missing Hotspot Accessory - plastic case, USB cable, charger or adapter	\$5.00	\$5.00
914	Library	Library Fees	Damaged or Missing Hotspot Accessor - SIM card or battery	\$10.00	\$10.00
915	Library	Library Fees	Damaged or Missing Hotspot - Entire item	\$85.00	\$85.00
916	Library	Library Fees	Damaged or Missing Kit Item	\$3.00	\$3.00
917	Library	Library Fees	Damaged or Missing iPad	\$300.00	\$300.00
918	Library	Enhanced Library Card			\$75.00 per 5 years
919	Library	Enhanced Library Card - replacement			\$5.00
920	Library	Damaged or missing Kit - Entire item			\$10.00
921	Library	Library Fee: Passport application			\$35.00
922	Library	Library Fee: Passport picture			\$13.00
923	Environmental Services	Residential	Base Rate (Residential)	\$19.00 per month	\$19.00 per month
924	Environmental Services	Residential	Excess Waste - Administrative Fee	\$10.00 for one additional lit of the app	\$10.00 for one additional lit of the app
925	Environmental Services	Residential	Additional Container (Residential)	\$19.00 per month for each additional container, plus service charges	\$19.00 per month for each additional container, plus service charges
926	Environmental Services	Residential	Senior and Disabled Citizens Discount	20% reduction of Base Rate	20% reduction of Base Rate
927	Environmental Services	Commercial	Base Rate (Commercial)	\$28.00 per month for once a week collection per container.	\$28.00 per month for once a week collection per container.
928	Environmental Services	Commercial	Additional Container (Commercial)	\$28.00 per month for each additional container.	\$28.00 per month for each additional container.
929	Environmental Services	Commercial	Solid waste commercial dumpster, 2 cu. yd.	\$24.38 per month for each 2 cubic yard dumpster	\$24.38 per month for each 2 cubic yard dumpster
930	Environmental Services	Commercial	Solid waste commercial dumpster, 4 cu. yd.	\$48.76 per month for each 4 cubic yard dumpster	\$48.76 per month for each 4 cubic yard dumpster
931	Environmental Services	Commercial	Solid waste commercial dumpster, 6 cu. yd.	\$73.14 per month for each 6 cubic yard dumpster	\$73.14 per month for each 6 cubic yard dumpster
932	Environmental Services	Commercial	Solid waste commercial dumpster, 8 cu. yd.	\$97.52 per month for each 8 cubic yard dumpster	\$97.52 per month for each 8 cubic yard dumpster
933	Environmental Services	Commercial	Solid Waste Commercial Dumpster delivery and retrieval	Onetime Fee of \$150	Onetime Fee of \$150
934	Environmental Services	Residential	Side door Collection	\$19.00	\$19.00
935	Environmental Services	Residential	Residential Refuse Collection	\$19.00 per month	\$21.00 per Month
936	Environmental Services	Residential	Residential Refuse Collection for on-call Service	\$25 per service call for 96 gallon container	\$25 per service call for 96 gallon container
937	Environmental Services	Other	Special Collection Service (Residential)	\$35.00 up to 5 cubic yards. \$7.00 for each additional cubic yard.	\$35.00 up to 5 cubic yards. \$7.00 for each additional cubic yard.
938	Environmental Services	Other	Dead Animal Collection Fee	\$40.00 for domesticated pets; \$150.00 for small and large farm animals within the city limits; \$175.00 for small and large farm animals inside county and outside city limits.	\$40.00 for domesticated pets; \$150.00 for small and large farm animals within the city limits; \$175.00 for small and large farm animals inside county and outside city limits.
939	Environmental Services	Residential	Citizen Collection Station Fee	\$5.00 for each visit in excess of monthly frequency limit set by Director with limit of 4 cy, no C&D and no commercial.	\$5.00 for each visit in excess of monthly frequency limit set by Director with limit of 4 cy, no C&D and no commercial.
940	Environmental Services	Residential	Citizen Collection Station Fee	\$5.00 coupon Non-customer, one visit; standard restrictions; non-commercial; residential solid waste only, excludes household hazardous waste.	\$5.00 coupon Non-customer, one visit; standard restrictions; non-commercial; residential solid waste only, excludes household hazardous waste.
941	Environmental Services	Special Collections	Property Clean Up Fee	Labor, equipment and disposal rates as set by Director in 1/4 hour increments with 1 hour minimum.	Labor, equipment and disposal rates as set by Director in 1/4 hour increments with 1 hour minimum.
942	Environmental Services	General	Interest on unpaid balances	10% per year (0.83% of invoiced amount per month)	10% per year (0.83% of invoiced amount per month)
943	Environmental Services	Permits	Hauler Permit Fee	\$150.00 per vehicle for complete term of permit or \$12.50 per vehicle per month for less than complete term of permit plus applicable tech fees	\$150.00 per vehicle for complete term of permit or \$12.50 per vehicle per month for less than complete term of permit plus applicable tech fees
944	Environmental Services	Permits	Replacement Decal	\$10.00 each	\$10.00 each

FY 2025 Schedule C
Departmental Fee List

2025 Line No.	Department	Fee Description	Detail	FY 2024 Revised Fees	FY 2025 Proposed Fees
945	Environmental Services	Permits	Reinstatement of Suspended or Revoked Permit	50% of annual Hauler Permit Fee for suspended permit, 100% of annual Hauler Permit Fee for revoked permit. Plus applicable tech fees	50% of annual Hauler Permit Fee for suspended permit, 100% of annual Hauler Permit Fee for revoked permit. Plus applicable tech fees
946	Environmental Services	Permits	Special Waste Disposal Fee-Immediate Disposal	\$25.00 surcharge plus regular per ton landfill disposal charge for a scheduled disposal. \$35.00 surcharge plus double the regular per ton landfill disposal charge for an unscheduled disposal.	\$25.00 surcharge plus regular per ton landfill disposal charge for a scheduled disposal. \$35.00 surcharge plus double the regular per ton landfill disposal charge for an unscheduled disposal.
947	Environmental Services	Permits	Permit Fee (Container on Sidewalk/R.O.W.)	\$72.00 annual fee per container or \$6.00 per month for a partial first year, plus applicable tech fees	\$72.00 annual fee per container or \$6.00 per month for a partial first year, plus applicable tech fees
948	Environmental Services	Disposal	Landfill Fees	\$26.00 per ton, prorated, with a minimum fee of \$16.00. \$5.00 charge for unsecured/uncovered load.	\$30.00 per ton, prorated, with a minimum fee of \$16.00. \$5.00 charge for unsecured/uncovered load.
949	Environmental Services	Disposal	Landfill Fee (Brush Waste, Uncontaminated)	\$26.00 per ton, prorated, with a minimum fee of \$10.00.	\$26.00 per ton, prorated, with a minimum fee of \$10.00.
950	Environmental Services	Disposal	Landfill Fees (Materials Requiring Special Handling)	\$90.00 per ton, pro-rated, for RACM Non-Friables, foam materials, sponge or sponge-like materials and other wastes requiring special handling, with a minimum fee of \$90. \$5.00 for refrigerant removal.	\$90.00 per ton, pro-rated, for RACM Non-Friables, foam materials, sponge or sponge-like materials and other wastes requiring special handling, with a minimum fee of \$90. \$5.00 for refrigerant removal.
951	Environmental Services	Disposal	Landfill Fees (Materials Requiring Special Handling)	\$90.00 per ton, pro-rated, for dead animals with a total weight greater than 100 lbs. Small dead animals with a total weight less than 100 lbs. will be charged the standard landfill rate.	\$90.00 per ton, pro-rated, for dead animals with a total weight greater than 100 lbs. Small dead animals with a total weight less than 100 lbs. will be charged the standard landfill rate.
952	Environmental Services	Disposal	Billing Fee for Landfill Charge Accounts	\$25.00 per month	\$25.00 per month
953	Environmental Services	Disposal	Disposal Fee (Waste Tires)	Small or Medium tires (19.5 inches or less) \$3.00, Large Tires (greater than 19.5 inches but less than 24 inches) \$10.00, tires greater than 24 inches will be charged a rate of \$200.00/ton. Rim Removal Fee - Small or Medium tires \$5.00, Rim Removal Fee - Large Tires \$15.00.	Small or Medium tires (19.5 inches or less) \$3.00, Large Tires (greater than 19.5 inches but less than 24 inches) \$10.00, tires greater than 24 inches will be charged a rate of \$200.00/ton. Rim Removal Fee - Small or Medium tires \$5.00, Rim Removal Fee - Large Tires \$15.00.
954	Environmental Services	Disposal	Disposal Fee (Mattresses)	\$20.00 per Mattress disposed of at a City Landfill or other authorized facility	\$20.00 per Mattress disposed of at a City Landfill or other authorized facility
955	Environmental Services	Disposal	Prohibited Waste	\$25.00 surcharge plus applicable disposal and administrative costs.	\$25.00 surcharge plus applicable disposal and administrative costs.
956	Environmental Services	Disposal	Transfer Fee	\$30.00 per ton, prorated, with a minimum fee of \$20.00	\$30.00 per ton, prorated, with a minimum fee of \$20.00
957	Environmental Services	Disposal	Sale of Mulch/Compost	City Departments - Free, El Paso Solid Waste Residential Customers - Free at CCS or Landfill; Commercial Customers - Free at Landfill; Commercial Customers within City limits - \$15.00 cy if delivered by ESD.	City Departments - Free, El Paso Solid Waste Residential Customers - Free at CCS or Landfill; Commercial Customers - Free at Landfill; Commercial Customers within City limits - \$15.00 cy if delivered by ESD.
958	Environmental Services	Disposal	Sale of Safety Vest	\$10.00 each	\$10.00 each
959	Environmental Services	Disposal	RFID (Automated Scale) Tag	\$25.00 each	\$25.00 each
960	Environmental Services	Other	Container Replacement Fee	\$55.00 per Container	\$58.00 per container
961	Environmental Services	Other	Service Charge (delivery or removal of container)	\$25.00 per Event	\$25.00 per Event
962	Environmental Services	Other	Un Authorized Solid Waste Container Removal Fee	\$25.00 per Event	\$25.00 per Event
963	Environmental Services	Other	Missed Collection Fee	\$15.00 for pick up	\$15.00 for pick up
964	Environmental Services	Administrative Fee	Lien Preparation Fee(Environmental Services)	\$75.00 charge for administrative costs related to the preparation of property liens	\$75.00 charge for administrative costs related to the preparation of property liens
965	Environmental Services	Shopping Cart Recovery	Shopping Cart Recovery Fee	\$50.00 per Cart impounded by City	\$50.00 per Cart impounded by City
966	Environmental Services	Construction or Demolition	Manifest Fee	\$5.00 per manifest; No fee for City - funded projects	\$5.00 per manifest; No fee for City - funded projects
967	Environmental Services	Services	Environmental Fee (Residential)	\$5.00 per Residential Living Unit	\$5.00 per Residential Living Unit
968	Environmental Services	Services	Environmental Fee (Commercial)	\$20.00 per Commercial Establishment	\$20.00 per Commercial Establishment
969	Environmental Services	Environmental General-Facilities			
970	Environmental Services	Franchise Fee	Waste Container Franchise Fee- Per Container	\$2.00 Per Month, Per approved container	\$2.00 Per Month, Per approved container
971	Environmental Services	Franchise Fee	Waste Container Franchise Fee- Quarterly	\$2,000.00/ Per Year	\$2,000.00/ Per Year
972	Environmental Services	Franchise Fee	Franchise Fee	\$6.00	\$6.00
973	Animal Services	Animal Services			
974	Animal Services	Adoption Fee - includes age-appropriate vaccinations, license, microchip and sterilization.		Each adoption from no charge to \$110.00	Each adoption from no charge to \$110.00
975	Animal Services	Livestock Permit - Keeping Horses And Cattle-Permit Required-Application-Fee-Term-Suspension Or Revocation	Permit Yearly Renewal	\$60.00 plus applicable tech fee	\$60.00 plus applicable tech fee
976	Animal Services	Livestock Permit - Keeping Horses And Cattle-Permit Required-Application-Fee-Term-Suspension Or Revocation	Re-Inspection and/or Amending Permit	\$45.00 plus applicable tech fee	\$45.00 plus applicable tech fee
977	Animal Services	Fowl and Rabbits (6 or more)-Restrictions-Permit Requirements	Permit Yearly Renewal	\$60.00 plus applicable tech fee	\$60.00 plus applicable tech fee
978	Animal Services	Fowl and Rabbits (6 or more)-Restrictions-Permit Requirements	Re-Inspection and/or Amending Permit	\$45.00 plus applicable tech fee	\$45.00 plus applicable tech fee
979	Animal Services	Microchip Fees	Initial Issuance	from no charge to \$15.00	from no charge to \$15.00
980	Animal Services	Shelter Services	Animal Rabies Vaccination	from no charge to \$9.00	from no charge to \$9.00
981	Animal Services	Parasite Treatment and/or Control	Parasite Treatment and/or Control	\$10.00	\$10.00
982	Animal Services	Disposal of Dead Animals	Disposal of owned dead animals brought to shelter, less than 100 lbs.	\$16.00	\$16.00
983	Animal Services	Euthanasia of Animals	Euthanasia of animals brought to the shelter, less than 100 lbs.	\$25.00	\$25.00
984	Animal Services	Boarding and Kennel Permit	Boarding kennel permit	\$110.00 plus applicable tech fee	\$110.00 plus applicable tech fee
985	Animal Services	Pick up or Delivery of Animals to Owners	Pick up/delivery of live, owned animals for quarantine or return-to-owner purposes	from no charge to \$45.00	from no charge to \$45.00

FY 2025 Schedule C
Departmental Fee List

2025 Line No.	Department	Fee Description	Detail	FY 2024 Revised Fees	FY 2025 Proposed Fees
986	Animal Services	Buying And Selling	Shows And Exhibition	\$110.00 plus applicable tech fee	\$110.00 plus applicable tech fee
987	Animal Services	Buying And Selling	Grooming	\$110.00 plus applicable tech fee	\$110.00 plus applicable tech fee
988	Animal Services	Buying And Selling	Kennel	\$110.00 plus applicable tech fee	\$110.00 plus applicable tech fee
989	Animal Services	Buying And Selling	Animal Establishment	\$200.00 plus applicable tech fee	\$200.00 plus applicable tech fee
990	Animal Services	Registration	Application Initial Issuance or Renewal	\$12.50	\$12.50
991	Animal Services	Registration	Replacement Registration and/or Tag	\$5.00 - Altered Pets \$15.00 - Intact pets	\$5.00 - Altered Pets \$15.00 - Intact pets
992	Animal Services	Registration	Registration Transfer	\$12.50	\$12.50
993	Animal Services	Fees-Impoundment	Class A: Dog, Cat, Exotic, Ferret not requiring capture by division personnel, Each	from no charge to \$60.00 plus applicable tech fee	from no charge to \$60.00 plus applicable tech fee
994	Animal Services	Fees-Impoundment	Class B: Goats, Sheep, Lambs, Pigs, Sows, Shoats, Calves, Foals And Animals Of The Same Approximate Size And Weight, Each Animal	from no charge to \$60.00 plus applicable tech fee	from no charge to \$60.00 plus applicable tech fee
995	Animal Services	Fees-Impoundment	Class C: Horses, Ponies, Mules And Animals Of Same Size And Weight, Each Animal	from no charge to \$85.00 plus applicable tech fee	from no charge to \$85.00 plus applicable tech fee
996	Animal Services	Fees-Impoundment	CLASS D: Exotic Animals: Requiring Capture by Division Personnel	from no charge to \$85.00 plus applicable tech fee	from no charge to \$85.00 plus applicable tech fee
997	Animal Services	Fees-Impoundment	Class D: Exotic Animals, Already Contained	from no charge to \$55.00	from no charge to \$55.00
998	Animal Services	Handling Fee	Daily Fee Class A	from no charge to \$18.00	from no charge to \$18.00
999	Animal Services	Handling Fee	Daily Fee Class B	from no charge to \$23.00	from no charge to \$23.00
1000	Animal Services	Handling Fee	Daily Fee Class C	from no charge to \$23.00	from no charge to \$23.00
1001	Animal Services	Handling Fee	Daily Fee Class D	from no charge to \$23.00	from no charge to \$23.00
1002	Animal Services	Shelter Services	Animal Trap Replacement Fee - Small	\$60.00	\$60.00
1003	Animal Services	Shelter Services	Animal Trap Replacement Fee - Large	\$110.00	\$110.00
1004	Animal Services	Shelter Services	Impound Fee Dog or Cat-Repeat Offender within one (1) year	from no charge to \$25.00 per event	from no charge to \$25.00 per event
1005	Animal Services	Animal Litter Permit	Per litter	\$50.00 plus applicable tech fee	\$50.00 plus applicable tech fee
1006	Animal Services	Breeding	Breeder's Permit	\$100.00 plus applicable tech fee	\$100.00 plus applicable tech fee
1007	Animal Services	Shelter Services	Vet Assessment for Quarantine and/or Criminal Case	from no charge to \$50.00 per animal per assessment	from no charge to \$50.00 per animal per assessment
1008	Animal Services	Shelter Services	Animal Transportation Fee	Fee for packaging and transporting to lab for testing: \$100	Fee for packaging and transporting to lab for testing: \$100
1009	Animal Services	Shelter Services	Animal Storage Fee for Remains	Fee to store animal properly prior to cremation, or to hold for burial pending results of the rabies exam:	Fee to store animal properly prior to cremation, or to hold for burial pending results of the rabies exam:
1010	Animal Services	Shelter Services	Animal Vaccinations and Tests	DHLPP (dog) from no charge to \$9.00	DHLPP (dog) from no charge to \$9.00
1011	Animal Services	Shelter Services	Animal Vaccinations and Tests	FVRCP (cat) from no charge to \$9.00	FVRCP (cat) from no charge to \$9.00
1012	Animal Services	Shelter Services	Animal Vaccinations and Tests	Bordetella (dog) from no charge to \$10.00	Bordetella (dog) from no charge to \$10.00
1013	Animal Services	Shelter Services	Animal Vaccinations and Tests	FELV (cat) from no charge \$15.00	FELV (cat) from no charge \$15.00
1014	Animal Services	Shelter Services	Animal Vaccinations and Tests	Ringworm test (cat) from no charge to \$25.00	Ringworm test (cat) from no charge to \$25.00
1015	Animal Services	Shelter Services	Animal Vaccinations and Tests	Heartworm test (dog) from no charge to \$25.00	Heartworm test (dog) from no charge to \$25.00
1016	Animal Services	Shelter Services	Animal Vaccinations and Tests	Parvo test (dog) from no charge to \$25.00	Parvo test (dog) from no charge to \$25.00
1017	Animal Services	Fees-Impoundment	Impoundment of animals in unincorporated areas of County	\$55.00	\$55.00
1018	Animal Services	Shelter Services	Pet Aids (leash, cat carrier, other)	from no charge to \$5.00	from no charge to \$5.00
1019	Animal Services	Shelter Services	Spay/Neuter Fees - Cats/Dogs	Cat Neuter \$0-\$30.00, Cat Spay \$0-\$50.00, Dog Neuter (under 40 pounds) \$0-\$65.00, Dog Neuter (40 - 70 pounds) \$0-\$85.00, Dog Spay (under 40 pounds) \$0-\$85.00, Dog Spay (40 - 70 pounds) \$0-\$85.00	Cat Neuter \$0-\$30.00, Cat Spay \$0-\$50.00, Dog Neuter (under 40 pounds) \$0-\$65.00, Dog Neuter (40 - 70 pounds) \$0-\$85.00, Dog Spay (under 40 pounds) \$0-\$85.00, Dog Spay (40 - 70 pounds) \$0-\$85.00
1020	Animal Services	EP County Spay/Neuter Voucher Program	Spay/Neuter Fees - Cats/Dogs	Cat Spay/Neuter \$0 - \$35.00, Dog Spay/Neuter \$0 - \$60.00 Per Legal, this is in the County's Agreements	Cat Spay/Neuter \$0 - \$35.00, Dog Spay/Neuter \$0 - \$60.00 Per Legal, this is in the County's Agreements
1021	Animal Services	Registration	Dangerous Dog Registration	\$50.00	\$50.00
1022	Animal Services	Municipal Contract Fees - Impoundment	Class A: Dog, Cat, Exotic, Ferret not requiring capture by division personnel, Each	\$60.00	\$110.00
1023	Animal Services	Municipal Contract Fees - Impoundment	Class B: Goats, Sheep, Lambs, Pigs, Sows, Shoats, Calves, Foals And Animals Of The Same Approximate Size And Weight, Each Animal	\$60.00	\$60.00
1024	Animal Services	Municipal Contract Fees - Impoundment	Class C: Horses, Ponies, Mules And Animals Of Same Size And Weight, Each Animal	\$85.00	\$85.00
1025	Animal Services	Municipal Contract Fees - Impoundment	Class D: Exotic Animals: Requiring Capture by Division Personnel	\$85.00	\$85.00
1026	Animal Services	Municipal Contract Fees - Handling	Daily Fee Class A	\$18.00 per day	\$27.00
1027	Animal Services	Municipal Contract Fees - Handling	Daily Fee Class B	\$23.00 per day	\$33.00
1028	Animal Services	Municipal Contract Fees - Handling	Daily Fee Class C	\$23.00 per day	\$23.00 per day
1029	Animal Services	Municipal Contract Fees - Handling	Daily Fee Class D	\$23.00 per day	\$33.00
1030	Animal Services	Municipal Contract Fees - Quarantine		\$18.00 per day	\$27.00
1031	Animal Services	Grooming re-inspection fee		\$50.00	\$50.00
1032	Animal Services	Grooming Shop Application fee-\$110		\$110.00	\$110.00
1033	Animal Services	Groomer License fee-\$25		\$25.00	\$25.00
1034	Animal Services	Groomer License replacement fee-\$5	Replacement Fee	\$5.00	\$5.00
1035	Animal Services	Pet CPR Certification			\$0 - \$50
1036	Animal Services	Youth Camps, Classes and Workshops			\$0-30 per person, per day
1037	Animal Services	Adult Classes and Workshops			\$0-50 per person, per day
1038	Parks and Recreation	Recreation Centers	(+) Indicates Per Person 1/2 hour increment @ 1/2 hourly rate Rates are per hour unless indicated Two hour minimum rental for facility use that is non-contiguous to public hour of operation.	Single fee listings are the General Admission or Flat Rate; Multiple fee listings are noted in the following order: Standard Rate; Non-Profit Rate; Commercial Rate; Non-Resident Rate	Single fee listings are the General Admission or Flat Rate; Multiple fee listings are noted in the following order: Standard Rate; Non-Profit Rate; Commercial Rate; Non-Resident Rate
1039	Parks and Recreation	Valle Bajo Recreation Center			
1040	Parks and Recreation	Gym Full Court (per hour)		\$45.00 / \$36.00 / \$180.00 / \$56.00	\$45.00 / \$36.00 / \$180.00 / \$56.00
1041	Parks and Recreation	Gym Half Court (per hour)		\$23.00 / \$18.00 / \$92.00 / \$29.00	\$23.00 / \$18.00 / \$92.00 / \$29.00
1042	Parks and Recreation	Gym Full Court (per hour)-Prime Time		\$55.00 / \$44.00 / \$220.00 / \$69.00	\$55.00 / \$44.00 / \$220.00 / \$69.00
1043	Parks and Recreation	Gym Half Court (per hour)-Prime Time		\$28.00 / \$22.00 / \$112.00 / \$35.00	\$28.00 / \$22.00 / \$112.00 / \$35.00

FY 2025 Schedule C
Departmental Fee List

2025 Line No.	Department	Fee Description	Detail	FY 2024 Revised Fees	FY 2025 Proposed Fees
1044	Parks and Recreation	Weight Room (per month) (+)		\$10.00/\$15.00	\$10.00/\$15.00
1045	Parks and Recreation	Weight Room (per day) (+)		\$4.00/\$5.00	\$4.00/\$5.00
1046	Parks and Recreation	Kitchen (per event)		\$30.00/\$38.00	\$30.00/\$38.00
1047	Parks and Recreation	Multipurpose Room 1		\$56.00 /\$45.00 /\$226.00 / \$70.00	\$56.00 /\$45.00 /\$226.00 / \$70.00
1048	Parks and Recreation	Multipurpose Room 2		\$50.00/ \$40.00 / \$200.00 / \$63.00	\$50.00/ \$40.00 / \$200.00 / \$63.00
1049	Parks and Recreation	Armijo Recreation Center			
1050	Parks and Recreation	Gym Full Court (per hour)		\$35.00 / \$28.00 / \$140.00 / \$44.00	\$35.00 / \$28.00 / \$140.00 / \$44.00
1051	Parks and Recreation	Gym Half Court (per hour)		\$18.00 / \$14.00 / \$72.00 / \$22.00	\$18.00 / \$14.00 / \$72.00 / \$22.00
1052	Parks and Recreation	Gym Full Court (per hour)-Prime Time		\$45.00 / \$36.00 / \$180.00 / \$56.00	\$45.00 / \$36.00 / \$180.00 / \$56.00
1053	Parks and Recreation	Gym Half Court (per hour)-Prime Time		\$23.00 / \$18.00 / \$92.00 / \$29.00	\$23.00 / \$18.00 / \$92.00 / \$29.00
1054	Parks and Recreation	Lower Multipurpose Room 1 (open area)		\$80.00 / \$64.00 / \$320.00 / \$100.00	\$80.00 / \$64.00 / \$320.00 / \$100.00
1055	Parks and Recreation	Classroom 1		\$36.00 / \$29.00 / \$144.00 / \$45.00	\$36.00 / \$29.00 / \$144.00 / \$45.00
1056	Parks and Recreation	Classroom 2		\$43.00 / \$35.00 / \$172.00 / \$54.00	\$43.00 / \$35.00 / \$172.00 / \$54.00
1057	Parks and Recreation	Boxing Room (per month) (+) Adult/Youth		\$15.00/\$19.00 \$10.00/\$13.00	\$15.00/\$19.00 \$10.00/\$13.00
1058	Parks and Recreation	Boxing Room (per day) (+) Adult/Youth		\$2.00/\$3.00 \$1.00/\$1.00	\$2.00/\$3.00 \$1.00/\$1.00
1059	Parks and Recreation	Boxing Room		\$36.00 / \$29.00 / \$144.00 / \$45.00	\$36.00 / \$29.00 / \$144.00 / \$45.00
1060	Parks and Recreation	Weight Room (per month) (+)		\$10.00/\$15.00	\$10.00/\$15.00
1061	Parks and Recreation	Weight Room (per day) (+)		\$4.00/\$5.00	\$4.00/\$5.00
1062	Parks and Recreation	Kitchen (per event)		\$30.00/\$38.00	\$30.00/\$38.00
1063	Parks and Recreation	Officer David Ortiz			
1064	Parks and Recreation	Gym Full Court (per hour)		\$35.00 / \$28.00 / \$140.00 / \$44.00	\$35.00 / \$28.00 / \$140.00 / \$44.00
1065	Parks and Recreation	Gym Half Court (per hour)		\$18.00 / \$14.00 / \$72.00 / \$22.00	\$18.00 / \$14.00 / \$72.00 / \$22.00
1066	Parks and Recreation	Gym Full Court (per hour)-Prime Time		\$45.00 / \$36.00 / \$180.00 / \$56.00	\$45.00 / \$36.00 / \$180.00 / \$56.00
1067	Parks and Recreation	Gym Half Court (per hour)-Prime Time		\$23.00 / \$18.00 / \$92.00 / \$29.00	\$23.00 / \$18.00 / \$92.00 / \$29.00
1068	Parks and Recreation	Classroom 1		\$11.00 / \$9.00 / \$44.00 / \$14.00	\$11.00 / \$9.00 / \$44.00 / \$14.00
1069	Parks and Recreation	Classroom 2		\$21.00 / \$17.00 / \$84.00 / \$26.00	\$21.00 / \$17.00 / \$84.00 / \$26.00
1070	Parks and Recreation	Classroom A		\$20.00 / \$16.00 / \$80.00 / \$25.00	\$20.00 / \$16.00 / \$80.00 / \$25.00
1071	Parks and Recreation	Multipurpose Room		\$56.00 / \$45.00 / \$224.00 / \$70.00	\$56.00 / \$45.00 / \$224.00 / \$70.00
1072	Parks and Recreation	Boxing Room (per month) (+) Adult/Youth		\$15.00/\$19.00 \$10.00/\$13.00	\$15.00/\$19.00 \$10.00/\$13.00
1073	Parks and Recreation	Boxing Room (per day) (+) Adult/Youth		\$2.00/\$3.00 \$1.00/\$1.00	\$2.00/\$3.00 \$1.00/\$1.00
1074	Parks and Recreation	Boxing Room		\$83.00 / \$66.00 / \$332.00 / \$104.00	\$83.00 / \$66.00 / \$332.00 / \$104.00
1075	Parks and Recreation	Weight Room (per month) (+)		\$10.00/\$15.00	\$10.00/\$15.00
1076	Parks and Recreation	Weight Room (per day) (+)		\$3.00/\$4.00	\$3.00/\$4.00
1077	Parks and Recreation	Kitchen (per event)		\$30.00/\$38.00	\$30.00/\$38.00
1078	Parks and Recreation	Chamizal Recreation Center			
1079	Parks and Recreation	Gym Full Court (per hour)		\$45.00 / \$36.00 / \$180.00 / \$56.00	\$45.00 / \$36.00 / \$180.00 / \$56.00
1080	Parks and Recreation	Gym Half Court (per hour)		\$23.00 / \$18.00 / \$92.00 / \$29.00	\$23.00 / \$18.00 / \$92.00 / \$29.00
1081	Parks and Recreation	Gym Full Court (per hour)-Prime Time		\$55.00 / \$44.00 / \$220.00 / \$69.00	\$55.00 / \$44.00 / \$220.00 / \$69.00
1082	Parks and Recreation	Gym Half Court (per hour)-Prime Time		\$28.00 / \$22.00 / \$112.00 / \$35.00	\$28.00 / \$22.00 / \$112.00 / \$35.00
1083	Parks and Recreation	Weight Room (per month) (+)		\$10.00/\$15.00	\$10.00/\$15.00
1084	Parks and Recreation	Weight Room (per day) (+)		\$4.00/\$5.00	\$4.00/\$5.00
1085	Parks and Recreation	Kitchen (per event)		\$30.00/\$38.00	\$30.00/\$38.00
1086	Parks and Recreation	Multipurpose Room 1		\$71.00 / \$56.00 / \$282.00 / \$88.00	\$71.00 / \$56.00 / \$282.00 / \$88.00
1087	Parks and Recreation	Multipurpose Room 2		\$81.00 / \$64.00 / \$322.00 / \$101.00	\$81.00 / \$64.00 / \$322.00 / \$101.00
1088	Parks and Recreation	Outside Rentable Space		\$65.00 / \$52.00 / \$260.00 / \$81.00	\$65.00 / \$52.00 / \$260.00 / \$81.00
1089	Parks and Recreation	Chihuahuita Neighborhood Center			
1090	Parks and Recreation	Multipurpose Room		\$35.00 / \$28.00 / \$140.00 / \$44.00	\$35.00 / \$28.00 / \$140.00 / \$44.00
1091	Parks and Recreation	Weight Room (per month) (+)		\$6.00/\$8.00	\$6.00/\$8.00
1092	Parks and Recreation	Weight Room (per day) (+)		\$3.00/\$4.00	\$3.00/\$4.00
1093	Parks and Recreation	Kitchen (per event)		\$30.00/\$38.00	\$30.00/\$38.00
1094	Parks and Recreation	Don Haskins Recreation Center			
1095	Parks and Recreation	Gym Full Court (per hour)		\$45.00 / \$36.00 / \$180.00 / \$56.00	\$45.00 / \$36.00 / \$180.00 / \$56.00
1096	Parks and Recreation	Gym Half Court (per hour)		\$23.00 / \$18.00 / \$92.00 / \$29.00	\$23.00 / \$18.00 / \$92.00 / \$29.00
1097	Parks and Recreation	Gym Full Court (per hour)-Prime Time		\$55.00 / \$44.00 / \$220.00 / \$69.00	\$55.00 / \$44.00 / \$220.00 / \$69.00
1098	Parks and Recreation	Gym Half Court (per hour)-Prime Time		\$28.00 / \$22.00 / \$112.00 / \$35.00	\$28.00 / \$22.00 / \$112.00 / \$35.00
1099	Parks and Recreation	Auxiliary Gym (per hour)		\$25.00 / \$20.00 / \$100.00 / \$31.00	\$25.00 / \$20.00 / \$100.00 / \$31.00
1100	Parks and Recreation	Auxiliary Gym Half Court (per hour)		\$13.00 / \$10.00 / \$52.00 / \$16.00	\$13.00 / \$10.00 / \$52.00 / \$16.00
1101	Parks and Recreation	Auxiliary Gym (per hour)-Prime Time		\$35.00 / \$28.00 / \$140.00 / \$44.00	\$35.00 / \$28.00 / \$140.00 / \$44.00
1102	Parks and Recreation	Auxiliary Gym Half Court (per hour)-Prime Time		\$17.00 / \$14.00 / \$68.00 / \$21.00	\$17.00 / \$14.00 / \$68.00 / \$21.00
1103	Parks and Recreation	Classroom 1		\$12.00 / \$10.00 / \$48.00 / \$15.00	\$12.00 / \$10.00 / \$48.00 / \$15.00
1104	Parks and Recreation	Weight Room (per month) (+)		\$10.00/\$15.00	\$10.00/\$15.00
1105	Parks and Recreation	Weight Room (per day) (+)		\$4.00/\$5.00	\$4.00/\$5.00
1106	Parks and Recreation	Kitchen (per event)		\$30.00/\$38.00	\$30.00/\$38.00
1107	Parks and Recreation	Eastside Regional Recreation Center - The Beast			
1108	Parks and Recreation	Gym Full Court (per hour)		\$45.00 / \$36.00 / \$180.00 / \$56.00	\$45.00 / \$36.00 / \$180.00 / \$56.00
1109	Parks and Recreation	Gym Half Court (per hour)		\$23.00 / \$18.00 / \$92.00 / \$29.00	\$23.00 / \$18.00 / \$92.00 / \$29.00
1110	Parks and Recreation	Gym Full Court (per hour)-Prime Time		\$55.00 / \$44.00 / \$220.00 / \$69.00	\$55.00 / \$44.00 / \$220.00 / \$69.00
1111	Parks and Recreation	Gym Half Court (per hour)-Prime Time		\$28.00 / \$22.00 / \$112.00 / \$35.00	\$28.00 / \$22.00 / \$112.00 / \$35.00
1112	Parks and Recreation	Weight Room (per month) (+)		\$10.00/\$15.00	\$10.00/\$15.00
1113	Parks and Recreation	Weight Room (per day) (+)		\$4.00/\$5.00	\$4.00/\$5.00
1114	Parks and Recreation	Kitchen (per event)		\$30.00/\$38.00	\$30.00/\$38.00
1115	Parks and Recreation	Multipurpose Room		\$86.00 / \$69.00 / \$343.00 / \$107.00	\$86.00 / \$69.00 / \$343.00 / \$107.00
1116	Parks and Recreation	Activity Room		\$58.00 / \$46.00 / \$231.00 / \$72.00	\$58.00 / \$46.00 / \$231.00 / \$72.00
1117	Parks and Recreation	Outside Rentable Space		\$132.00 / \$105.00 / \$526.00 / \$164.00	\$132.00 / \$105.00 / \$526.00 / \$164.00
1118	Parks and Recreation	Galatzan Recreation Center			
1119	Parks and Recreation	Gym Full Court (per hour)		\$35.00 / \$28.00 / \$140.00 / \$44.00	\$35.00 / \$28.00 / \$140.00 / \$44.00
1120	Parks and Recreation	Gym Half Court (per hour)		\$18.00 / \$14.00 / \$72.00 / \$22.00	\$18.00 / \$14.00 / \$72.00 / \$22.00
1121	Parks and Recreation	Gym Full Court (per hour)-Prime Time		\$45.00 / \$36.00 / \$180.00 / \$56.00	\$45.00 / \$36.00 / \$180.00 / \$56.00
1122	Parks and Recreation	Gym Half Court (per hour)-Prime Time		\$23.00 / \$18.00 / \$92.00 / \$29.00	\$23.00 / \$18.00 / \$92.00 / \$29.00
1123	Parks and Recreation	Auxiliary Gym (per hour)		\$15.00 / \$12.00 / \$60.00 / \$19.00	\$15.00 / \$12.00 / \$60.00 / \$19.00
1124	Parks and Recreation	Auxiliary Gym Half Court (per hour)		\$7.00 / \$6.00 / \$28.00 / \$9.00	\$7.00 / \$6.00 / \$28.00 / \$9.00
1125	Parks and Recreation	Auxiliary Gym (per hour)-Prime Time		\$25.00 / \$20.00 / \$100.00 / \$31.00	\$25.00 / \$20.00 / \$100.00 / \$31.00
1126	Parks and Recreation	Auxiliary Gym Half Court (per hour)-Prime Time		\$13.00 / \$10.00 / \$52.00 / \$16.00	\$13.00 / \$10.00 / \$52.00 / \$16.00
1127	Parks and Recreation	Dance Studio		\$20.00 / \$16.00 / \$80.00 / \$25.00	\$20.00 / \$16.00 / \$80.00 / \$25.00
1128	Parks and Recreation	Weight Room (per month) (+)		\$10.00/\$15.00	\$10.00/\$15.00
1129	Parks and Recreation	Weight Room (per day) (+)		\$4.00/\$5.00	\$4.00/\$5.00
1130	Parks and Recreation	Gary del Palacio Recreation Center			

FY 2025 Schedule C
Departmental Fee List

2025 Line No.	Department	Fee Description	Detail	FY 2024 Revised Fees	FY 2025 Proposed Fees
1131	Parks and Recreation	Gym Full Court (per hour)		\$45.00 / \$36.00 / \$180.00 / \$56.00	\$45.00 / \$36.00 / \$180.00 / \$56.00
1132	Parks and Recreation	Gym Half Court (per hour)		\$23.00 / \$18.00 / \$92.00 / \$29.00	\$23.00 / \$18.00 / \$92.00 / \$29.00
1133	Parks and Recreation	Gym Full Court (per hour)-Prime Time		\$55.00 / \$44.00 / \$220.00 / \$69.00	\$55.00 / \$44.00 / \$220.00 / \$69.00
1134	Parks and Recreation	Gym Half Court (per hour)-Prime Time		\$28.00 / \$22.00 / \$112.00 / \$35.00	\$28.00 / \$22.00 / \$112.00 / \$35.00
1135	Parks and Recreation	Auxiliary Gym (per hour)		\$25.00 / \$20.00 / \$100.00 / \$31.00	\$25.00 / \$20.00 / \$100.00 / \$31.00
1136	Parks and Recreation	Auxiliary Gym Half Court (per hour)		\$13.00 / \$10.00 / \$52.00 / \$16.00	\$13.00 / \$10.00 / \$52.00 / \$16.00
1137	Parks and Recreation	Auxiliary Gym (per hour)-Prime Time		\$35.00 / \$28.00 / \$140.00 / \$44.00	\$35.00 / \$28.00 / \$140.00 / \$44.00
1138	Parks and Recreation	Auxiliary Gym Half Court (per hour)-Prime Time		\$17.00 / \$14.00 / \$68.00 / \$21.00	\$17.00 / \$14.00 / \$68.00 / \$21.00
1139	Parks and Recreation	Multipurpose Room		\$44.00 / \$35.00 / \$176.00 / \$55.00	\$44.00 / \$35.00 / \$176.00 / \$55.00
1140	Parks and Recreation	Dance Studio		\$26.00 / \$21.00 / \$104.00 / \$32.00	\$26.00 / \$21.00 / \$104.00 / \$32.00
1141	Parks and Recreation	Racquetball Court (per month)(+) Adult/Youth		\$15.00/\$19.00 \$10.00/\$13.00	\$15.00/\$19.00 \$10.00/\$13.00
1142	Parks and Recreation	Racquetball Court (per hour)(+) Adult/Youth		\$2.00/\$3.00 \$1.00/\$1.00	\$2.00/\$3.00 \$1.00/\$1.00
1143	Parks and Recreation	Weight Room (per month) (+)		\$10.00/\$15.00	\$10.00/\$15.00
1144	Parks and Recreation	Weight Room (per day) (+)		\$4.00/\$5.00	\$4.00/\$5.00
1145	Parks and Recreation	Kitchen (per event)		\$30.00/\$38.00	\$30.00/\$38.00
1146	Parks and Recreation	Leona Ford Washington Recreation Center			
1147	Parks and Recreation	Gym Full Court (per hour)		\$15.00 / \$12.00 / \$60.00 / \$19.00	\$15.00 / \$12.00 / \$60.00 / \$19.00
1148	Parks and Recreation	Gym Half Court (per hour)		\$7.00 / \$6.00 / \$28.00 / \$9.00	\$7.00 / \$6.00 / \$28.00 / \$9.00
1149	Parks and Recreation	Gym Full Court (per hour)-Prime Time		\$25.00 / \$20.00 / \$100.00 / \$31.00	\$25.00 / \$20.00 / \$100.00 / \$31.00
1150	Parks and Recreation	Gym Half Court (per hour)-Prime Time		\$13.00 / \$10.00 / \$52.00 / \$16.00	\$13.00 / \$10.00 / \$52.00 / \$16.00
1151	Parks and Recreation	Multipurpose Room-Hall		\$59.00 / \$47.00 / \$236.00 / \$74.00	\$59.00 / \$47.00 / \$236.00 / \$74.00
1152	Parks and Recreation	Weight Room (per month) (+)		\$10.00/\$15.00	\$10.00/\$15.00
1153	Parks and Recreation	Weight Room (per day) (+)		\$3.00/\$4.00	\$3.00/\$4.00
1154	Parks and Recreation	Kitchen (per event)		\$30.00/\$38.00	\$30.00/\$38.00
1155	Parks and Recreation	Sylvia Carreon Recreation Center			
1156	Parks and Recreation	Gym Full Court (per hour)		\$45.00 / \$36.00 / \$180.00 / \$56.00	\$45.00 / \$36.00 / \$180.00 / \$56.00
1157	Parks and Recreation	Gym Half Court (per hour)		\$23.00 / \$18.00 / \$92.00 / \$29.00	\$23.00 / \$18.00 / \$92.00 / \$29.00
1158	Parks and Recreation	Gym Full Court (per hour)-Prime Time		\$55.00 / \$44.00 / \$220.00 / \$69.00	\$55.00 / \$44.00 / \$220.00 / \$69.00
1159	Parks and Recreation	Gym Half Court (per hour)-Prime Time		\$28.00 / \$22.00 / \$112.00 / \$35.00	\$28.00 / \$22.00 / \$112.00 / \$35.00
1160	Parks and Recreation	Weight Room (per month) (+)		\$10.00/\$15.00	\$10.00/\$15.00
1161	Parks and Recreation	Weight Room (per day) (+)		\$4.00/\$5.00	\$4.00/\$5.00
1162	Parks and Recreation	Kitchen (per event)		\$30.00/\$38.00	\$30.00/\$38.00
1163	Parks and Recreation	Multipurpose Room		\$53.00 / \$43.00 / \$214.00 \$67.00	\$53.00 / \$43.00 / \$214.00 \$67.00
1164	Parks and Recreation	Activity Room		\$ 40.00 / \$32.00 / \$ 160.00 / \$50.00	\$ 40.00 / \$32.00 / \$ 160.00 / \$50.00
1165	Parks and Recreation	Balcony Party Area		\$46.00 / \$37.00 / \$185.00 / \$58.00	\$46.00 / \$37.00 / \$185.00 / \$58.00
1166	Parks and Recreation	Marty Robbins Recreation Center			
1167	Parks and Recreation	Gym Full Court (per hour)		\$45.00 / \$36.00 / \$180.00 / \$56.00	\$45.00 / \$36.00 / \$180.00 / \$56.00
1168	Parks and Recreation	Gym Half Court (per hour)		\$23.00 / \$18.00 / \$92.00 / \$29.00	\$23.00 / \$18.00 / \$92.00 / \$29.00
1169	Parks and Recreation	Gym Full Court (per hour)-Prime Time		\$55.00 / \$44.00 / \$220.00 / \$69.00	\$55.00 / \$44.00 / \$220.00 / \$69.00
1170	Parks and Recreation	Gym Half Court (per hour)-Prime Time		\$28.00 / \$22.00 / \$112.00 / \$35.00	\$28.00 / \$22.00 / \$112.00 / \$35.00
1171	Parks and Recreation	Multi Purpose Room		\$44.00 / \$35.00 / \$176.00 / \$55.00	\$44.00 / \$35.00 / \$176.00 / \$55.00
1172	Parks and Recreation	Dance Studio		\$26.00 / \$21.00 / \$104.00 / \$32.00	\$26.00 / \$21.00 / \$104.00 / \$32.00
1173	Parks and Recreation	Weight Room (per month) (+)		\$10.00/\$15.00	\$10.00/\$15.00
1174	Parks and Recreation	Weight Room (per day) (+)		\$4.00/\$5.00	\$4.00/\$5.00
1175	Parks and Recreation	Kitchen (per event)		\$30.00/\$38.00	\$30.00/\$38.00
1176	Parks and Recreation	Multipurpose Recreation Center			
1177	Parks and Recreation	Gym Full Court (per hour)		\$45.00 / \$36.00 / \$180.00 / \$56.00	\$45.00 / \$36.00 / \$180.00 / \$56.00
1178	Parks and Recreation	Gym Half Court (per hour)		\$23.00 / \$18.00 / \$92.00 / \$29.00	\$23.00 / \$18.00 / \$92.00 / \$29.00
1179	Parks and Recreation	Gym Full Court (per hour)-Prime Time		\$55.00 / \$44.00 / \$220.00 / \$69.00	\$55.00 / \$44.00 / \$220.00 / \$69.00
1180	Parks and Recreation	Gym Half Court (per hour)-Prime Time		\$28.00 / \$22.00 / \$112.00 / \$35.00	\$28.00 / \$22.00 / \$112.00 / \$35.00
1181	Parks and Recreation	Multipurpose Room	Old Weight room	\$35.00 / \$28.00 / \$140.00 / \$44.00	\$35.00 / \$28.00 / \$140.00 / \$44.00
1182	Parks and Recreation	Ballroom		\$138.00 / \$110.00 / \$552.00 / \$172.00	\$138.00 / \$110.00 / \$552.00 / \$172.00
1183	Parks and Recreation	Dance Studio		\$27.00 / \$22.00 / \$108.00 / \$34.00	\$27.00 / \$22.00 / \$108.00 / \$34.00
1184	Parks and Recreation	Patio	Available for rental in conjunction with room rental - Flat Rate	\$60.00 / \$48.00 / \$240.00 / \$75.00	\$60.00 / \$48.00 / \$240.00 / \$75.00
1185	Parks and Recreation	Weight Room (per month) (+)		\$10.00/\$15.00	\$10.00/\$15.00
1186	Parks and Recreation	Weight Room (per day) (+)		\$3.00/\$4.00	\$3.00/\$4.00
1187	Parks and Recreation	Kitchen (per event)		\$30.00/\$38.00	\$30.00/\$38.00
1188	Parks and Recreation	Nolan Richardson Recreation Center			
1189	Parks and Recreation	Gym Full Court (per hour)		\$35.00 / \$28.00 / \$140.00 / \$44.00	\$35.00 / \$28.00 / \$140.00 / \$44.00
1190	Parks and Recreation	Gym Half Court (per hour)		\$18.00 / \$14.00 / \$72.00 / \$22.00	\$18.00 / \$14.00 / \$72.00 / \$22.00
1191	Parks and Recreation	Gym Full Court (per hour)-Prime Time		\$45.00 / \$36.00 / \$180.00 / \$56.00	\$45.00 / \$36.00 / \$180.00 / \$56.00
1192	Parks and Recreation	Gym Half Court (per hour)-Prime Time		\$23.00 / \$18.00 / \$92.00 / \$29.00	\$23.00 / \$18.00 / \$92.00 / \$29.00
1193	Parks and Recreation	Multipurpose Room		\$42.00 / \$34.00 / \$168.00 / \$52.00	\$42.00 / \$34.00 / \$168.00 / \$52.00
1194	Parks and Recreation	Classroom A	Base on 730 Sq. Ft.	\$22.00 / \$18.00 / \$88.00 / \$27.00	\$22.00 / \$18.00 / \$88.00 / \$27.00
1195	Parks and Recreation	Patio	Available for rental in conjunction with room rental - Flat Rate	\$60.00 / \$48.00 / \$240.00 / \$75.00	\$60.00 / \$48.00 / \$240.00 / \$75.00
1196	Parks and Recreation	Weight Room (per month) (+)		\$10.00/\$15.00	\$10.00/\$15.00
1197	Parks and Recreation	Weight Room (per day) (+)		\$3.00/\$4.00	\$3.00/\$4.00
1198	Parks and Recreation	Kitchen (per event)		\$30.00/\$38.00	\$30.00/\$38.00
1199	Parks and Recreation	Pat O'Rourke Recreation Center			
1200	Parks and Recreation	Gym Full Court (per hour)		\$35.00 / \$28.00 / \$140.00 / \$44.00	\$35.00 / \$28.00 / \$140.00 / \$44.00
1201	Parks and Recreation	Gym Half Court (pre hour)		\$18.00 / \$14.00 / \$72.00 / \$22.00	\$18.00 / \$14.00 / \$72.00 / \$22.00
1202	Parks and Recreation	Gym Full Court (per day) prime time		\$45.00 / \$36.00 / \$180.00 / \$56.00	\$45.00 / \$36.00 / \$180.00 / \$56.00
1203	Parks and Recreation	Gym Half Court (per day) prime time		\$23.00 / \$18.00 / \$92.00 / \$29.00	\$23.00 / \$18.00 / \$92.00 / \$29.00
1204	Parks and Recreation	Multi Purpose Room 1		\$58.00 / \$46.00 / \$232.00 / \$72.00	\$58.00 / \$46.00 / \$232.00 / \$72.00
1205	Parks and Recreation	Multi Purpose Room 2A		\$23.00 / \$18.00 / \$92.00 / \$29.00	\$23.00 / \$18.00 / \$92.00 / \$29.00
1206	Parks and Recreation	Multi Purpose Room 2B		\$22.00 / \$18.00 / \$88.00 / \$27.00	\$22.00 / \$18.00 / \$88.00 / \$27.00
1207	Parks and Recreation	Multi Purpose Room 2C		\$22.00 / \$18.00 / \$88.00 / \$27.00	\$22.00 / \$18.00 / \$88.00 / \$27.00
1208	Parks and Recreation	Multi Purpose Room 2A and 2B		\$45.00 / \$36.00 / \$180.00 / \$56.00	\$45.00 / \$36.00 / \$180.00 / \$56.00
1209	Parks and Recreation	Multi Purpose Room 2B and 2C		\$43.00 / \$34.00 / \$172.00 / \$54.00	\$43.00 / \$34.00 / \$172.00 / \$54.00
1210	Parks and Recreation	Multi Purpose Room 2A, 2B, 2C		\$67.00 / \$54.00 / \$268.00 / \$84.00	\$67.00 / \$54.00 / \$268.00 / \$84.00
1211	Parks and Recreation	Conference Room		\$30.00 / \$24.00 / \$120.00 / \$37.00	\$30.00 / \$24.00 / \$120.00 / \$37.00
1212	Parks and Recreation	Dance Studio		\$71.00 / \$57.00 / \$284.00 / \$89.00	\$71.00 / \$57.00 / \$284.00 / \$89.00
1213	Parks and Recreation	Courtyard	Available for rental in conjunction with room rental - Flat Rate	\$34.00 / \$27.00 / \$136.00 / \$42.00	\$34.00 / \$27.00 / \$136.00 / \$42.00
1214	Parks and Recreation	Weight Room (per month) (+)		\$10.00/\$15.00	\$10.00/\$15.00
1215	Parks and Recreation	Weight Room (per day) (+)		\$4.00/\$5.00	\$4.00/\$5.00
1216	Parks and Recreation	Pavo Real Recreation Center			
1217	Parks and Recreation	Gym Full Court (per hour)		\$35.00 / \$28.00 / \$140.00 / \$44.00	\$35.00 / \$28.00 / \$140.00 / \$44.00
1218	Parks and Recreation	Gym Half Court (per hour)		\$18.00 / \$14.00 / \$72.00 / \$22.00	\$18.00 / \$14.00 / \$72.00 / \$22.00
1219	Parks and Recreation	Gym Full Court (per hour)-Prime Time		\$45.00 / \$36.00 / \$180.00 / \$56.00	\$45.00 / \$36.00 / \$180.00 / \$56.00
1220	Parks and Recreation	Gym Half Court (per hour)-Prime Time		\$23.00 / \$18.00 / \$92.00 / \$29.00	\$23.00 / \$18.00 / \$92.00 / \$29.00
1221	Parks and Recreation	Auxiliary Gym (per hour)		\$15.00 / \$12.00 / \$60.00 / \$19.00	\$15.00 / \$12.00 / \$60.00 / \$19.00

FY 2025 Schedule C
Departmental Fee List

2025 Line No.	Department	Fee Description	Detail	FY 2024 Revised Fees	FY 2025 Proposed Fees
1222	Parks and Recreation	Auxiliary Gym Half Court (per hour)		\$7.00 / \$6.00 / \$28.00 / \$9.00	\$7.00 / \$6.00 / \$28.00 / \$9.00
1223	Parks and Recreation	Auxiliary Gym (per hour)-Prime Time		\$25.00 / \$20.00 / \$100.00 / \$31.00	\$25.00 / \$20.00 / \$100.00 / \$31.00
1224	Parks and Recreation	Auxiliary Gym Half Court (per hour)-Prime Time		\$13.00 / \$10.00 / \$52.00 / \$16.00	\$13.00 / \$10.00 / \$52.00 / \$16.00
1225	Parks and Recreation	Classroom 1		\$12.00 / \$10.00 / \$48.00 / \$15.00	\$12.00 / \$10.00 / \$48.00 / \$15.00
1226	Parks and Recreation	Classroom 2		\$24.00 / \$19.00 / \$96.00 / \$30.00	\$24.00 / \$19.00 / \$96.00 / \$30.00
1227	Parks and Recreation	Classroom 3		\$21.00 / \$17.00 / \$84.00 / \$26.00	\$21.00 / \$17.00 / \$84.00 / \$26.00
1228	Parks and Recreation	Dance Studio		\$69.00 / \$55.00 / \$276.00 / \$86.00	\$69.00 / \$55.00 / \$276.00 / \$86.00
1229	Parks and Recreation	Patio	Available for rental in conjunction with room rental - Flat Rate	\$60.00 / \$48.00 / \$240.00 / \$75.00	\$60.00 / \$48.00 / \$240.00 / \$75.00
1230	Parks and Recreation	Boxing Room (per month) (+) Adult/Youth		\$15.00/\$19.00 \$10.00/\$13.00	\$15.00/\$19.00 \$10.00/\$13.00
1231	Parks and Recreation	Boxing Room (per day) (+) Adult/Youth		\$2.00/\$3.00 \$1.00/\$1.00	\$2.00/\$3.00 \$1.00/\$1.00
1232	Parks and Recreation	Boxing Room		\$83.00 / \$66.00 / \$332.00 / \$104.00	\$83.00 / \$66.00 / \$332.00 / \$104.00
1233	Parks and Recreation	Racquetball Court (per month)(+) Adult/Youth		\$15.00/\$19.00 \$19.00/\$13.00	\$15.00/\$19.00 \$19.00/\$13.00
1234	Parks and Recreation	Racquetball Court (per hour)(+) Adult/Youth		\$2.00/\$3.00 \$1.00/\$1.00	\$2.00/\$3.00 \$1.00/\$1.00
1235	Parks and Recreation	Weight Room (per month) (+)		\$10.00/\$15.00	\$10.00/\$15.00
1236	Parks and Recreation	Weight Room (per hour) (+)		\$4.00/\$5.00	\$4.00/\$5.00
1237	Parks and Recreation	Kitchen (per event)		\$30.00/\$38.00	\$30.00/\$38.00
1238	Parks and Recreation	Rae Gilmore Recreation Center			
1239	Parks and Recreation	Multipurpose Room		\$58.00 / \$46.00 / \$232.00 / \$72.00	\$58.00 / \$46.00 / \$232.00 / \$72.00
1240	Parks and Recreation	Classroom 1		\$10.00 / \$8.00 / \$40.00 / \$12.00	\$10.00 / \$8.00 / \$40.00 / \$12.00
1241	Parks and Recreation	Classroom 2		\$10.00 / \$8.00 / \$40.00 / \$12.00	\$10.00 / \$8.00 / \$40.00 / \$12.00
1242	Parks and Recreation	Patio	Available for rental in conjunction with room rental - Flat Rate	\$60.00 / \$48.00 / \$240.00 / \$75.00	\$60.00 / \$48.00 / \$240.00 / \$75.00
1243	Parks and Recreation	Weight Room (per month) (+)		\$6.00/\$8.00	\$6.00/\$8.00
1244	Parks and Recreation	Weight Room (per hour) (+)		\$3.00/\$4.00	\$3.00/\$4.00
1245	Parks and Recreation	Kitchen (per event)		\$30.00/\$38.00	\$30.00/\$38.00
1246	Parks and Recreation	San Juan Recreation Center			
1247	Parks and Recreation	Gym Full Court (per hour)		\$35.00 / \$28.00 / \$140.00 / \$44.00	\$35.00 / \$28.00 / \$140.00 / \$44.00
1248	Parks and Recreation	Gym Half Court (per hour)		\$18.00 / \$14.00 / \$72.00 / \$22.00	\$18.00 / \$14.00 / \$72.00 / \$22.00
1249	Parks and Recreation	Gym Full Court (per hour)-Prime Time		\$45.00 / \$36.00 / \$180.00 / \$56.00	\$45.00 / \$36.00 / \$180.00 / \$56.00
1250	Parks and Recreation	Gym Half Court (per hour)-Prime Time		\$23.00 / \$18.00 / \$92.00 / \$29.00	\$23.00 / \$18.00 / \$92.00 / \$29.00
1251	Parks and Recreation	Multipurpose Room		\$27.00 / \$22.00 / \$108.00 / \$34.00	\$27.00 / \$22.00 / \$108.00 / \$34.00
1252	Parks and Recreation	Classroom 1		\$12.00 / \$10.00 / \$48.00 / \$15.00	\$12.00 / \$10.00 / \$48.00 / \$15.00
1253	Parks and Recreation	Weight Room (per month) (+)		\$10.00/\$15.00	\$10.00/\$15.00
1254	Parks and Recreation	Weight Room (per day) (+)		\$3.00/\$4.00	\$3.00/\$4.00
1255	Parks and Recreation	Boxing Room (per month) (+) Adult/Youth		\$15.00/\$19.00 \$10.00/\$13.00	\$15.00/\$19.00 \$10.00/\$13.00
1256	Parks and Recreation	Boxing Room (per day) (+) Adult/Youth		\$2.00/\$3.00 \$1.00/\$1.00	\$2.00/\$3.00 \$1.00/\$1.00
1257	Parks and Recreation	Boxing Room		\$35.00 / \$28.00 / \$140.00 / \$44.00	\$35.00 / \$28.00 / \$140.00 / \$44.00
1258	Parks and Recreation	Kitchen (per event)		\$30.00/\$38.00	\$30.00/\$38.00
1259	Parks and Recreation	Seville Recreation Center			
1260	Parks and Recreation	Gym Full Court (per hour)		\$15.00 / \$12.00 / \$60.00 / \$19.00	\$15.00 / \$12.00 / \$60.00 / \$19.00
1261	Parks and Recreation	Gym Half Court (per hour)		\$7.00 / \$6.00 / \$28.00 / \$9.00	\$7.00 / \$6.00 / \$28.00 / \$9.00
1262	Parks and Recreation	Gym Full Court (per hour)-Prime Time		\$25.00 / \$20.00 / \$100.00 / \$31.00	\$25.00 / \$20.00 / \$100.00 / \$31.00
1263	Parks and Recreation	Gym Half Court (per hour)-Prime Time		\$13.00 / \$10.00 / \$52.00 / \$16.00	\$13.00 / \$10.00 / \$52.00 / \$16.00
1264	Parks and Recreation	Multipurpose Room		\$12.00 / \$10.00 / \$48.00 / \$15.00	\$12.00 / \$10.00 / \$48.00 / \$15.00
1265	Parks and Recreation	Weight Room (per month) (+)		\$6.00/\$8.00	\$6.00/\$8.00
1266	Parks and Recreation	Weight Room (per day) (+)		\$3.00/\$4.00	\$3.00/\$4.00
1267	Parks and Recreation	Kitchen (per event)		\$30.00/\$38.00	\$30.00/\$38.00
1268	Parks and Recreation	Veterans Recreation Center			
1269	Parks and Recreation	Gym Full Court (per hour)		\$35.00 / \$28.00 / \$140.00 / \$44.00	\$35.00 / \$28.00 / \$140.00 / \$44.00
1270	Parks and Recreation	Gym Half Court (per hour)		\$18.00 / \$14.00 / \$72.00 / \$22.00	\$18.00 / \$14.00 / \$72.00 / \$22.00
1271	Parks and Recreation	Gym Full Court (per hour)-Prime Time		\$45.00 / \$36.00 / \$180.00 / \$56.00	\$45.00 / \$36.00 / \$180.00 / \$56.00
1272	Parks and Recreation	Gym Half Court (per hour)-Prime Time		\$23.00 / \$18.00 / \$92.00 / \$29.00	\$23.00 / \$18.00 / \$92.00 / \$29.00
1273	Parks and Recreation	Auxiliary Gym (per hour)		\$15.00 / \$12.00 / \$60.00 / \$19.00	\$15.00 / \$12.00 / \$60.00 / \$19.00
1274	Parks and Recreation	Auxiliary Gym Half Court (per hour)		\$7.00 / \$6.00 / \$28.00 / \$9.00	\$7.00 / \$6.00 / \$28.00 / \$9.00
1275	Parks and Recreation	Auxiliary Gym (per hour)-Prime Time		\$25.00 / \$20.00 / \$100.00 / \$31.00	\$25.00 / \$20.00 / \$100.00 / \$31.00
1276	Parks and Recreation	Auxiliary Gym half court (per hour)-Prime Time		\$13.00 / \$10.00 / \$52.00 / \$16.00	\$13.00 / \$10.00 / \$52.00 / \$16.00
1277	Parks and Recreation	Classroom 5		\$18.00 / \$14.00 / \$72.00 / \$22.00	\$18.00 / \$14.00 / \$72.00 / \$22.00
1278	Parks and Recreation	Weight Room (per month) (+)		\$10.00/\$15.00	\$10.00/\$15.00
1279	Parks and Recreation	Weight Room (per day) (+)		\$4.00/\$5.00	\$4.00/\$5.00
1280	Parks and Recreation	Memorial Outdoor Resource Center			
1281	Parks and Recreation	Multipurpose Room		\$43.00 / \$34.00 / \$172.00 / \$54.00	\$43.00 / \$34.00 / \$172.00 / \$54.00
1282	Parks and Recreation	Kitchen (per event)		\$30.00/\$38.00	\$30.00/\$38.00
1283	Parks and Recreation	Leisure Interest Class or Workshop		Direct Costs - (staff, supplies, contracts, equipment) plus 25% factor to recover leisure interest coordinator divided by number of expected participants /plus \$7.00 nonrefundable administrative fee, equals cost of class/workshop. Plus 25% increase for nonresidential premium	Direct Costs - (staff, supplies, contracts, equipment) plus 25% factor to recover leisure interest coordinator divided by number of expected participants /plus \$7.00 nonrefundable administrative fee, equals cost of class/workshop. Plus 25% increase for nonresidential premium
1284	Parks and Recreation	Outdoor Recreation Activity or Program		Direct Costs - (staff, supplies, contracts, equipment) plus a 50% factor to recover program coordinator divided by number of expected participants plus \$7.00 nonrefundable administrative fee, equals cost of activity/program. Plus 25% increase for nonresidential premium	Direct Costs - (staff, supplies, contracts, equipment) plus a 50% factor to recover program coordinator divided by number of expected participants plus \$7.00 nonrefundable administrative fee, equals cost of activity/program. Plus 25% increase for nonresidential premium
1285	Parks and Recreation	Trips/Excursions (Off Site)		Direct Costs - (staff, supplies, contracts, entry fees, vehicles, equipment) plus 50% factor to recover program coordinator divided by number of expected participants plus \$7.00 nonrefundable administrative fee, equals cost of activity/program. Plus 25% increase for nonresidential premium	Direct Costs - (staff, supplies, contracts, entry fees, vehicles, equipment) plus 50% factor to recover program coordinator divided by number of expected participants plus \$7.00 nonrefundable administrative fee, equals cost of activity/program. Plus 25% increase for nonresidential premium
1286	Parks and Recreation	Dances/Entertainment (On Site)		Direct Costs - (staff, supplies, contracts, equipment) plus 50% factor to recover program coordinator divided by number of expected participants equals cost of activity/program. Plus 25% increase for nonresidential premium	Direct Costs - (staff, supplies, contracts, equipment) plus 50% factor to recover program coordinator divided by number of expected participants equals cost of activity/program. Plus 25% increase for nonresidential premium

FY 2025 Schedule C
Departmental Fee List

2025 Line No.	Department	Fee Description	Detail	FY 2024 Revised Fees	FY 2025 Proposed Fees
1287	Parks and Recreation	Senior Centers	(+) Indicates Per Person 1/2 hour increment @ 1/2 hourly rate Rates are per hour unless indicated Two hour minimum rental for facility use that is non-contiguous to public hour of operation.	Single fee listings are the General Admission or Flat Rate; Multiple fee listings are noted in the following order: Standard Rate; Non-Profit Rate; Commercial Rate; Non-Resident Rate	Single fee listings are the General Admission or Flat Rate; Multiple fee listings are noted in the following order: Standard Rate; Non-Profit Rate; Commercial Rate; Non-Resident Rate
1288	Parks and Recreation	Eastside Senior Center			
1289	Parks and Recreation	Multipurpose Room		\$79.00 / \$64.00 / \$317.00 / \$98.00	\$79.00 / \$64.00 / \$317.00 / \$98.00
1290	Parks and Recreation	Multipurpose Room #2		\$47.00 / \$37.00 / \$187.00 / \$59.00	\$47.00 / \$37.00 / \$187.00 / \$59.00
1291	Parks and Recreation	Classroom 2		\$20.00 / \$17.00 / \$82.00 / \$25.00	\$20.00 / \$17.00 / \$82.00 / \$25.00
1292	Parks and Recreation	Arts and Crafts Room		\$18.00 / \$14.00 / \$72.00 / \$23.00	\$18.00 / \$14.00 / \$72.00 / \$23.00
1293	Parks and Recreation	Patio	Available for rental in conjunction with room rental - Flat Rate	\$60.00 / \$48.00 / \$240.00 / \$76.00	\$60.00 / \$48.00 / \$240.00 / \$76.00
1294	Parks and Recreation	Billiard Room (per year)		\$30.00/\$38.00	\$30.00/\$38.00
1295	Parks and Recreation	Billiard Room (per month) (+)		\$10.00/\$13.00	\$10.00/\$13.00
1296	Parks and Recreation	Billiard Room (per day) (+)		\$2.00/\$3.00	\$2.00/\$3.00
1297	Parks and Recreation	Weight Room (per month) (+)		\$6.00/\$8.00	\$6.00/\$8.00
1298	Parks and Recreation	Weight Room (per day) (+)		\$3.00/\$4.00	\$3.00/\$4.00
1299	Parks and Recreation	Kitchen (per event)		\$30.00/\$38.00	\$30.00/\$38.00
1300	Parks and Recreation	Father Martinez Senior Center			
1301	Parks and Recreation	Multipurpose Room		\$146.00 / \$118.00 / \$586.00 / \$182.00	\$146.00 / \$118.00 / \$586.00 / \$182.00
1302	Parks and Recreation	Classroom 2		\$14.00 / \$12.00 / \$58.00 / \$18.00	\$14.00 / \$12.00 / \$58.00 / \$18.00
1303	Parks and Recreation	Arts and Crafts Room		\$23.00 / \$18.00 / \$90.00 / \$29.00	\$23.00 / \$18.00 / \$90.00 / \$29.00
1304	Parks and Recreation	Dance Studio		\$22.00 / \$17.00 / \$86.00 / \$26.00	\$22.00 / \$17.00 / \$86.00 / \$26.00
1305	Parks and Recreation	Billiard Rooms #1 and #2 (per year)		\$30.00/\$38.00	\$30.00/\$38.00
1306	Parks and Recreation	Billiard Rooms #1 and #2 (per month) (+)		\$10.00/\$13.00	\$10.00/\$13.00
1307	Parks and Recreation	Billiard Rooms #1 and #2 (per day) (+)		\$2.00/\$3.00	\$2.00/\$3.00
1308	Parks and Recreation	Weight Room (per month) (+)		\$6.00/\$8.00	\$6.00/\$8.00
1309	Parks and Recreation	Weight Room (per day) (+)		\$3.00/\$4.00	\$3.00/\$4.00
1310	Parks and Recreation	Kitchen (per event)		\$30.00/\$38.00	\$30.00/\$38.00
1311	Parks and Recreation	Grand-View-Wayne Thornton Community Center			
1312	Parks and Recreation	Gym Full Court (per hour):			\$35.00 / \$28.00 / \$140.00 / \$44.00
1313	Parks and Recreation	Gym Half Court (per hour):			\$18.00 / \$14.00 / \$72.00 / \$22.00
1314	Parks and Recreation	Gym Full Court (per hour)-Prime Time:			\$45.00 / \$36.00 / \$180.00 / \$56.00
1315	Parks and Recreation	Gym Half Court (per hour)-Prime Time:			\$23.00 / \$18.00 / \$92.00 / \$29.00
1316	Parks and Recreation	Weight Room (per month) (+):			\$10.00/\$15.00
1317	Parks and Recreation	Weight Room (per day) (+):			\$3.00/\$4.00
1318	Parks and Recreation	Multipurpose Room		\$85.00 / \$68.00 / \$341.00 / \$107.00	\$85.00 / \$68.00 / \$341.00 / \$107.00
1319	Parks and Recreation	Classroom 1		\$19.00 / \$16.00 / \$77.00 / \$24.00	\$19.00 / \$16.00 / \$77.00 / \$24.00
1320	Parks and Recreation	Classroom 2		\$14.00 / \$12.00 / \$58.00 / \$18.00	\$14.00 / \$12.00 / \$58.00 / \$18.00
1321	Parks and Recreation	Classroom 3		\$10.00 / \$7.00 / \$38.00 / \$12.00	\$10.00 / \$7.00 / \$38.00 / \$12.00
1322	Parks and Recreation	Billiard Room (per year)		\$30.00/\$38.00	\$30.00/\$38.00
1323	Parks and Recreation	Billiard Room (per month) (+)		\$10.00/\$13.00	\$10.00/\$13.00
1324	Parks and Recreation	Billiard Room (per day) (+)		\$2.00/\$3.00	\$2.00/\$3.00
1325	Parks and Recreation	Kitchen (per event)		\$30.00/\$38.00	\$30.00/\$38.00
1326	Parks and Recreation	Happiness Senior Center			
1327	Parks and Recreation	Multipurpose Room		\$95.00 / \$76.00 / \$379.00 / \$119.00	\$95.00 / \$76.00 / \$379.00 / \$119.00
1328	Parks and Recreation	Classroom 1		\$13.00 / \$11.00 / \$53.00 / \$17.00	\$13.00 / \$11.00 / \$53.00 / \$17.00
1329	Parks and Recreation	Classroom 2		\$12.00 / \$10.00 / \$48.00 / \$16.00	\$12.00 / \$10.00 / \$48.00 / \$16.00
1330	Parks and Recreation	Billiard Room (per year) (+)		\$30.00/\$38.00	\$30.00/\$38.00
1331	Parks and Recreation	Billiard Room (per month) (+)		\$10.00/\$13.00	\$10.00/\$13.00
1332	Parks and Recreation	Billiard Room (per day) (+)		\$2.00/\$3.00	\$2.00/\$3.00
1333	Parks and Recreation	Kitchen (per event)		\$30.00/\$38.00	\$30.00/\$38.00
1334	Parks and Recreation	Hilos de Plata Senior Center			
1335	Parks and Recreation	Multipurpose Room		\$146.00 / \$118.00 / \$586.00 / \$182.00	\$146.00 / \$118.00 / \$586.00 / \$182.00
1336	Parks and Recreation	Classroom 2		\$17.00 / \$13.00 / \$67.00 / \$20.00	\$17.00 / \$13.00 / \$67.00 / \$20.00
1337	Parks and Recreation	Arts and Crafts Room		\$23.00 / \$18.00 / \$91.00 / \$29.00	\$23.00 / \$18.00 / \$91.00 / \$29.00
1338	Parks and Recreation	Billiard Room (per year)		\$30.00/\$38.00	\$30.00/\$38.00
1339	Parks and Recreation	Billiard Room (per month) (+)		\$10.00/\$13.00	\$10.00/\$13.00
1340	Parks and Recreation	Billiard Room (per day) (+)		\$2.00/\$3.00	\$2.00/\$3.00
1341	Parks and Recreation	Weight Room (per month) (+)		\$10.00/\$15.00	\$10.00/\$15.00
1342	Parks and Recreation	Weight Room (per day) (+)		\$3.00/\$4.00	\$3.00/\$4.00
1343	Parks and Recreation	Kitchen (per event)		\$30.00/\$38.00	\$30.00/\$38.00
1344	Parks and Recreation	Memorial Senior Center			
1345	Parks and Recreation	Multipurpose Room		\$68.00 / \$55.00 / \$274.00 / \$85.00	\$68.00 / \$55.00 / \$274.00 / \$85.00
1346	Parks and Recreation	Multipurpose Room (1,282 sq. ft.)		\$40.00 / \$33.00 / \$160.00 / \$50.00	\$40.00 / \$33.00 / \$160.00 / \$50.00
1347	Parks and Recreation	Classroom 2		\$7.00 / \$6.00 / \$29.00 / \$8.00	\$7.00 / \$6.00 / \$29.00 / \$8.00
1348	Parks and Recreation	Arts and Crafts Room		\$25.00 / \$20.00 / \$101.00 / \$31.00	\$25.00 / \$20.00 / \$101.00 / \$31.00
1349	Parks and Recreation	Billiard Room (per year)		\$30.00/\$38.00	\$30.00/\$38.00
1350	Parks and Recreation	Billiard Room (per month) (+)		\$10.00/\$13.00	\$10.00/\$13.00
1351	Parks and Recreation	Billiard Room (per day) (+)		\$2.00/\$3.00	\$2.00/\$3.00
1352	Parks and Recreation	Kitchen (per event)		\$30.00/\$38.00	\$30.00/\$38.00
1353	Parks and Recreation	Polly Harris Senior Center			
1354	Parks and Recreation	Multipurpose Room		\$85.00 / \$68.00 / \$341.00 / \$107.00	\$85.00 / \$68.00 / \$341.00 / \$107.00
1355	Parks and Recreation	Arts and Crafts Room		\$17.00 / \$13.00 / \$67.00 / \$20.00	\$17.00 / \$13.00 / \$67.00 / \$20.00
1356	Parks and Recreation	Billiard Room (per year)		\$30.00/\$38.00	\$30.00/\$38.00
1357	Parks and Recreation	Billiard Room (per month) (+)		\$10.00/\$13.00	\$10.00/\$13.00
1358	Parks and Recreation	Billiard Room (per day) (+)		\$2.00/\$3.00	\$2.00/\$3.00
1359	Parks and Recreation	Kitchen (per event)		\$30.00/\$38.00	\$30.00/\$38.00
1360	Parks and Recreation	San Juan Senior Center			
1361	Parks and Recreation	Multipurpose Room		\$92.00 / \$74.00 / \$370.00 / \$115.00	\$92.00 / \$74.00 / \$370.00 / \$115.00
1362	Parks and Recreation	Dance Studio		\$29.00 / \$23.00 / \$115.00 / \$36.00	\$29.00 / \$23.00 / \$115.00 / \$36.00
1363	Parks and Recreation	Placita		\$60.00 / \$48.00 / \$240.00 / \$76.00	\$60.00 / \$48.00 / \$240.00 / \$76.00
1364	Parks and Recreation	Billiard Room (per year)		\$30.00/\$38.00	\$30.00/\$38.00
1365	Parks and Recreation	Billiard Room (per month) (+)		\$10.00/\$13.00	\$10.00/\$13.00
1366	Parks and Recreation	Billiard Room (per day) (+)		\$2.00/\$3.00	\$2.00/\$3.00
1367	Parks and Recreation	Kitchen (per event)		\$30.00/\$38.00	\$30.00/\$38.00
1368	Parks and Recreation	South El Paso Senior Center			
1369	Parks and Recreation	Multipurpose Room		\$154.00 / \$122.00 / \$714.00 / \$192.00	\$154.00 / \$122.00 / \$714.00 / \$192.00
1370	Parks and Recreation	Classroom 2		\$28.00 / \$22.00 / \$110.00 / \$35.00	\$28.00 / \$22.00 / \$110.00 / \$35.00

FY 2025 Schedule C
Departmental Fee List

2025 Line No.	Department	Fee Description	Detail	FY 2024 Revised Fees	FY 2025 Proposed Fees
1371	Parks and Recreation	Classroom 3		\$22.00 / \$17.00 / \$86.00 / \$26.00	\$22.00 / \$17.00 / \$86.00 / \$26.00
1372	Parks and Recreation	Classroom 4		\$22.00 / \$17.00 / \$86.00 / \$26.00	\$22.00 / \$17.00 / \$86.00 / \$26.00
1373	Parks and Recreation	Billiard Room (per year)		\$30.00/\$38.00	\$30.00/\$38.00
1374	Parks and Recreation	Billiard Room (per month) (+)		\$10.00/\$13.00	\$10.00/\$13.00
1375	Parks and Recreation	Billiard Room (per day) (+)		\$2.00/\$3.00	\$2.00/\$3.00
1376	Parks and Recreation	Wellington Chew Senior Center			
1377	Parks and Recreation	Multipurpose Room		\$138.00 / \$110.00 / \$552.00 / \$173.00	\$138.00 / \$110.00 / \$552.00 / \$173.00
1378	Parks and Recreation	Classroom 1		\$17.00 / \$13.00 / \$67.00 / \$20.00	\$17.00 / \$13.00 / \$67.00 / \$20.00
1379	Parks and Recreation	Classroom 2		\$12.00 / \$10.00 / \$48.00 / \$14.00	\$12.00 / \$10.00 / \$48.00 / \$14.00
1380	Parks and Recreation	Classroom 3		\$21.00 / \$17.00 / \$86.00 / \$26.00	\$21.00 / \$17.00 / \$86.00 / \$26.00
1381	Parks and Recreation	Billiard Room (per year)		\$30.00/\$38.00	\$30.00/\$38.00
1382	Parks and Recreation	Billiard Room (per month) (+)		\$10.00/\$13.00	\$10.00/\$13.00
1383	Parks and Recreation	Billiard Room (per day) (+)		\$2.00/\$3.00	\$2.00/\$3.00
1384	Parks and Recreation	Leisure Interest Class or Workshop		Direct Costs - (staff, supplies, contracts, equipment) plus 25% factor to recover leisure interest coordinator divided by number of expected participants plus \$7.00, nonrefundable administrative fee, equals cost of class/workshop. Plus 25% non residential premium.	Direct Costs - (staff, supplies, contracts, equipment) plus 25% factor to recover leisure interest coordinator divided by number of expected participants plus \$7.00, nonrefundable administrative fee, equals cost of class/workshop. Plus 25% non residential premium.
1385	Parks and Recreation	Outdoor Recreation Activity or Program		Direct Costs - (staff, supplies, contracts, equipment) plus a 50% factor to recover program coordinator divided by number of expected participants plus \$7.00 nonrefundable administrative fee, equals cost of activity/program. Plus 25% increase for nonresidential premium	Direct Costs - (staff, supplies, contracts, equipment) plus a 50% factor to recover program coordinator divided by number of expected participants plus \$7.00 nonrefundable administrative fee, equals cost of activity/program. Plus 25% increase for nonresidential premium
1386	Parks and Recreation	Trips/Excursions (Off Site)		Direct Costs - (staff, supplies, contracts, entry fees, vehicles, equipment) plus 50% factor to recover program coordinator divided by number of expected participants plus \$7.00 nonrefundable administrative fee, equals cost of activity/program.	Direct Costs - (staff, supplies, contracts, entry fees, vehicles, equipment) plus 50% factor to recover program coordinator divided by number of expected participants plus \$7.00 nonrefundable administrative fee, equals cost of activity/program.
1387	Parks and Recreation	Dances/Entertainment (On Site)		Direct Costs - (staff, supplies, contracts, equipment) plus 50% factor to recover program coordinator divided by number of expected participants equals cost of activity/program. Plus 25% increase for nonresidential premium	Direct Costs - (staff, supplies, contracts, equipment) plus 50% factor to recover program coordinator divided by number of expected participants equals cost of activity/program. Plus 25% increase for nonresidential premium
1388	Parks and Recreation	Shelters: Arlington, Braden Aboud, Grandview, Sunrise, Thomas Manor		Single fee listings are the General Admission or Flat Rate; Multiple fee listings are noted in the following order: Standard Rate; Non-Profit Rate; Commercial Rate; Non-Resident Rate	Single fee listings are the General Admission or Flat Rate; Multiple fee listings are noted in the following order: Standard Rate; Non-Profit Rate; Commercial Rate; Non-Resident Rate
1389	Parks and Recreation	Per hour		\$48.00 / \$38.00 / \$192.00 / \$60.00	\$48.00 / \$38.00 / \$192.00 / \$60.00
1390	Parks and Recreation	All day		\$288.00 / \$230.00 / \$1152.00 / \$360.00	\$288.00 / \$230.00 / \$1152.00 / \$360.00
1391	Parks and Recreation	Per hour - Prime time		\$66.00 / \$53.00 / \$264.00 / \$83.00	\$66.00 / \$53.00 / \$264.00 / \$83.00
1392	Parks and Recreation	All day - Prime time		\$396.00 / \$317.00 / \$1,584.00 / \$494.00	\$396.00 / \$317.00 / \$1,584.00 / \$494.00
1393	Parks and Recreation	Reserves: Memorial		Single fee listings are the General Admission or Flat Rate; Multiple fee listings are noted in the following order: Standard Rate; Non-Profit Rate; Commercial Rate; Non-Resident Rate	Single fee listings are the General Admission or Flat Rate; Multiple fee listings are noted in the following order: Standard Rate; Non-Profit Rate; Commercial Rate; Non-Resident Rate
1394	Parks and Recreation	Per hour		\$44.00 / \$35.00 / \$175.00 / \$55.00	\$44.00 / \$35.00 / \$175.00 / \$55.00
1395	Parks and Recreation	All day		\$262.00 / \$210.00 / \$1,050.00 / \$327.00	\$262.00 / \$210.00 / \$1,050.00 / \$327.00
1396	Parks and Recreation	Per hour - Prime time		\$56.00 / \$45.00 / \$225.00 / \$70.00	\$56.00 / \$45.00 / \$225.00 / \$70.00
1397	Parks and Recreation	All day - Prime time		\$375.00 / \$300.00 / \$1,500.00 / \$469.00	\$375.00 / \$300.00 / \$1,500.00 / \$469.00
1398	Parks and Recreation	Pavilions: Veterans, Shawver, Pavo Real		Single fee listings are the General Admission or Flat Rate; Multiple fee listings are noted in the following order: Standard Rate; Non-Profit Rate; Commercial Rate; Non-Resident Rate	Single fee listings are the General Admission or Flat Rate; Multiple fee listings are noted in the following order: Standard Rate; Non-Profit Rate; Commercial Rate; Non-Resident Rate
1399	Parks and Recreation	Per hour		\$18.00 / \$14.00 / \$72.00 / \$23.00	\$18.00 / \$14.00 / \$72.00 / \$23.00
1400	Parks and Recreation	All day		\$108.00 / \$86.00 / \$432.00 / \$136.00	\$108.00 / \$86.00 / \$432.00 / \$136.00
1401	Parks and Recreation	Per hour - Prime time		\$24.00 / \$19.00 / \$96.00 / \$30.00	\$24.00 / \$19.00 / \$96.00 / \$30.00
1402	Parks and Recreation	All day - Prime time		\$144.00 / \$115.00 / \$576.00 / \$180.00	\$144.00 / \$115.00 / \$576.00 / \$180.00
1403	Parks and Recreation	Plazas: Union Plaza, San Jacinto Plaza, Cleveland Square Plaza, Rambla		Single fee listings are the General Admission or Flat Rate; Multiple fee listings are noted in the following order: Standard Rate; Non-Profit Rate; Commercial Rate; Non-Resident Rate	Single fee listings are the General Admission or Flat Rate; Multiple fee listings are noted in the following order: Standard Rate; Non-Profit Rate; Commercial Rate; Non-Resident Rate
1404	Parks and Recreation	Per hour Stage with electricity		\$36.00 / \$29.00 / \$144.00 / \$44.00	\$36.00 / \$29.00 / \$144.00 / \$44.00
1405	Parks and Recreation	All day Stage with electricity		\$216.00 / \$173.00 / \$864.00 / \$270.00	\$216.00 / \$173.00 / \$864.00 / \$270.00
1406	Parks and Recreation	Per hour Stage without electricity		\$12.00 / \$10.00 / \$48.00 / \$14.00	\$12.00 / \$10.00 / \$48.00 / \$14.00
1407	Parks and Recreation	All day Stage without electricity		\$72.00 / \$58.00 / \$288.00 / \$90.00	\$72.00 / \$58.00 / \$288.00 / \$90.00
1408	Parks and Recreation	Per hour - Prime time - Stage with electricity		\$42.00 / \$34.00 / \$168.00 / \$53.00	\$42.00 / \$34.00 / \$168.00 / \$53.00
1409	Parks and Recreation	All day - Prime time - Stage with electricity		\$252.00 / \$202.00 / \$1,008.00 / \$314.00	\$252.00 / \$202.00 / \$1,008.00 / \$314.00
1410	Parks and Recreation	Per hour - Prime time - Stage w/o electricity		\$24.00 / \$19.00 / \$96.00 / \$30.00	\$24.00 / \$19.00 / \$96.00 / \$30.00
1411	Parks and Recreation	All day - Prime time - Stage w/o electricity		\$144.00 / \$115.00 / \$576.00 / \$180.00	\$144.00 / \$115.00 / \$576.00 / \$180.00
1412	Parks and Recreation	Additional electrical (Union Plaza only) (per event)		\$96.00/\$120.00	\$96.00/\$120.00
1413	Parks and Recreation	San Jacinto Plaza deposit for rental option B		\$500.00/\$625.00	\$500.00/\$625.00
1414	Parks and Recreation	San Jacinto Plaza deposit for rental option C		\$1,000.00/\$1,250.00	\$1,000.00/\$1,250.00
1415	Parks and Recreation	San Jacinto 1 peace officer at \$35.00 per hour for rental option C		\$35.00/\$44.00	\$35.00/\$44.00
1416	Parks and Recreation	San Jacinto Splash Pad operator per hour		\$15.00/\$19.00	\$15.00/\$19.00

FY 2025 Schedule C
Departmental Fee List

2025 Line No.	Department	Fee Description	Detail	FY 2024 Revised Fees	FY 2025 Proposed Fees
1417	Parks and Recreation	Rose Garden Site		Single fee listings are the General Admission or Flat Rate; Multiple fee listings are noted in the following order: Standard Rate; Non-Profit Rate; Commercial Rate; Non-Resident Rate	Single fee listings are the General Admission or Flat Rate; Multiple fee listings are noted in the following order: Standard Rate; Non-Profit Rate; Commercial Rate; Non-Resident Rate
1418	Parks and Recreation	Per hour		\$42.00 / \$34.00 / \$168.00 / \$53.00	\$42.00 / \$34.00 / \$168.00 / \$53.00
1419	Parks and Recreation	Per hour - Prime time		\$54.00 / \$43.00 / \$216.00 / \$67.00	\$54.00 / \$43.00 / \$216.00 / \$67.00
1420	Parks and Recreation	Park Grounds , Greens, Squares		Flat Rate Residential/Nonresidential	Flat Rate Residential/Nonresidential
1421	Parks and Recreation	Reserved use of outdoor park areas (per event) (per day)		\$54.00/\$68.00	\$54.00/\$68.00
1422	Parks and Recreation	Trainer/Instructor Permit (Non-exclusive; good for 6 months)		\$54.00/\$68.00	\$54.00/\$68.00
1423	Parks and Recreation	Aquatics	(+) Indicates Per Person 1/2 hour increment @ 1/2 hourly rate Rates are per hour unless indicated	Single fee listings are the General Admission or Flat Rate; Multiple fee listings are noted in the following order: Standard Rate; Non-Profit Rate; Commercial Rate; Non-Resident Rate	Single fee listings are the General Admission or Flat Rate; Multiple fee listings are noted in the following order: Standard Rate; Non-Profit Rate; Commercial Rate; Non-Resident Rate
1424	Parks and Recreation	Public Swim/Lap Swim			
1425	Parks and Recreation	Youth (+)		\$2.00 Fee waived for children under 2 years of age.	\$2.00 Fee waived for children under 2 years of age.
1426	Parks and Recreation	Adult (+)		\$3.00/\$4.00	\$3.00/\$4.00
1427	Parks and Recreation	Senior (+)		\$2.00/\$3.00	\$2.00/\$3.00
1428	Parks and Recreation	Swim Passes			
1429	Parks and Recreation	Swim Pass - Adults (+)	(30, 60 or 90 days)	\$3 x 2 visits/week x 4 Weeks = \$24.00 /\$3.75 x 2 visits/week x 4 weeks = \$30.00	\$3 x 2 visits/week x 4 Weeks = \$24.00 /\$3.75 x 2 visits/week x 4 weeks = \$30.00
1430	Parks and Recreation	Swim Pass - Youth and Seniors (+)	(30, 60 or 90 days)	\$2 x 2 visits/week x 4 Weeks = \$16.00/\$2.50 x 2 visits/per x 4 weeks = \$20.00	\$2 x 2 visits/week x 4 Weeks = \$16.00/\$2.50 x 2 visits/per x 4 weeks = \$20.00
1431	Parks and Recreation	Trial Fee for Water Programs		\$5.00/\$6.00	\$5.00/\$6.00
1432	Parks and Recreation	Drop In Fee for Water Aerobics	Daily Drop In Fee	\$5.00/\$6.00	\$5.00/\$6.00
1433	Parks and Recreation	Organized Swim Teams	(+) Indicates Per Person 1/2 hour increment @ 1/2 hourly rate Rates are per hour unless indicated	Single fee listings are the General Admission or Flat Rate; Multiple fee listings are noted in the following order: Standard Rate; Non-Profit Rate; Commercial Rate; Non-Resident Rate	Single fee listings are the General Admission or Flat Rate; Multiple fee listings are noted in the following order: Standard Rate; Non-Profit Rate; Commercial Rate; Non-Resident Rate
1434	Parks and Recreation	School Swim Teams (per hour)	With Inter-Local Agreement	\$25.00/\$31.00	\$25.00/\$31.00
1435	Parks and Recreation	School Swim Teams (per hour Half Pool)	With Inter-Local Agreement	\$12.50/16.00	\$12.50/16.00
1436	Parks and Recreation	Individual lane rental – 25 yd.		\$14.00 / \$12.00 / \$50.00 / \$17.00	\$14.00 / \$12.00 / \$50.00 / \$17.00
1437	Parks and Recreation	Individual lane rental – 50M		\$21.00 / \$18.00 / \$78.00 / \$26.00	\$21.00 / \$18.00 / \$78.00 / \$26.00
1438	Parks and Recreation	Swim Meets – 25 yd.		\$132.00 / \$110.00 / \$528.00 / \$165.00	\$132.00 / \$110.00 / \$528.00 / \$165.00
1439	Parks and Recreation	Swim Meets – 50M		\$173.00 / \$144.00 / \$692.00 / \$216.00	\$173.00 / \$144.00 / \$692.00 / \$216.00
1440	Parks and Recreation	Swim Meets – Starting System (per meet)		\$25.00 / \$20.00 / \$100.00 / \$31.00	\$25.00 / \$20.00 / \$100.00 / \$31.00
1441	Parks and Recreation	Swim Meets – Touch Pad (per meet)		\$15.00 / \$12.00 / \$60.00 / \$19.00	\$15.00 / \$12.00 / \$60.00 / \$19.00
1442	Parks and Recreation	Dolphin Timers (per meet)		\$100.00/\$125.00	\$100.00/\$125.00
1443	Parks and Recreation	Swim Meets - Timing System (per 8 lane meet)		\$500.00/\$625.00	\$500.00/\$625.00
1444	Parks and Recreation	Operator Fee for Timing System per hour (per operator)		\$30.00/\$38.00	\$30.00/\$38.00
1445	Parks and Recreation	Swim Meets – Spectator Fee (+) Adult/Youth and Senior		\$3.00/ \$4.00 \$2.00/\$3.00	\$3.00/ \$4.00 \$2.00/\$3.00
1446	Parks and Recreation	Westside Pool			
1447	Parks and Recreation	Individual lane rental – 25 yd.		\$14.00 / \$12.00 / \$50.00 / \$17.00	\$14.00 / \$12.00 / \$50.00 / \$17.00
1448	Parks and Recreation	Individual lane rental – 50M		\$21.00 / \$18.00 / \$78.00 / \$26.00	\$21.00 / \$18.00 / \$78.00 / \$26.00
1449	Parks and Recreation	Swim Meets per hour		\$173.00 / \$144.00 / \$692.00 / \$216.00	\$173.00 / \$144.00 / \$692.00 / \$216.00
1450	Parks and Recreation	Multipurpose Room (703 sq. ft.) per hour		\$20.00/\$25.00 per hour	\$20.00/\$25.00 per hour
1451	Parks and Recreation	Pool Party During Operating Hours (fee includes use of Multipurpose Room and 50 guests admission for 2 hours)		\$200.00/250.00	\$200.00/250.00
1452	Parks and Recreation	Eastside Regional Natatorium			
1453	Parks and Recreation	Individual Lane Rental- 25 yd.		\$14.00 / \$12.00 / \$50.00 / \$17.00	\$14.00 / \$12.00 / \$50.00 / \$17.00
1454	Parks and Recreation	Individual Lane Rental- 50 M		\$21.00 / \$18.00 / \$78.00 / \$26.00	\$21.00 / \$18.00 / \$78.00 / \$26.00
1455	Parks and Recreation	Swim Meet Per Hour		\$173.00 / \$144.00 / \$692.00 / \$216.00	\$173.00 / \$144.00 / \$692.00 / \$216.00
1456	Parks and Recreation	Public Pool Rentals	(+) Indicates Per Person 1/2 hour increment @ 1/2 hourly rate Rates are per hour unless indicated Two hour minimum rental for facility use that is non-contiguous to public hours of operation.	Single fee listings are the General Admission or Flat Rate; Multiple fee listings are noted in the following order: Standard Rate; Non-Profit Rate; Commercial Rate; Non-Resident Rate	Single fee listings are the General Admission or Flat Rate; Multiple fee listings are noted in the following order: Standard Rate; Non-Profit Rate; Commercial Rate; Non-Resident Rate
1457	Parks and Recreation	Pool Rental – >8,000 sq. ft.		\$100.00 / \$80.00 / \$400.00 / \$125.00	\$100.00 / \$80.00 / \$400.00 / \$125.00
1458	Parks and Recreation	Pool Rental – <8,000 sq. ft.		\$60.00 / \$48.00 / \$240.00 / \$75.00	\$60.00 / \$48.00 / \$240.00 / \$75.00
1459	Parks and Recreation	Armijo Water Leisure Pool		\$100.00 / \$80.00 / \$400.00 / \$125.00	\$100.00 / \$80.00 / \$400.00 / \$125.00
1460	Parks and Recreation	Gus and Goldie (per hour)		\$50.00/\$63.00	\$50.00/\$63.00
1461	Parks and Recreation	Lifeguard rate (per hour)		\$25.00/\$31.00	\$25.00/\$31.00
1462	Parks and Recreation	Pool Attendant (per hour)		\$20.00/25.00	\$20.00/25.00
1463	Parks and Recreation	Learn to Swim, Diving, Water Aerobics, Stroke, Junior Lifeguard Training, Water Safety Instructor Classes		Direct Costs - (staff, supplies, equipment) plus 25% factor to recover aquatics coordinator divided by number of expected participants plus \$7.00 nonrefundable administrative fee, plus Red Cross Materials equals cost of class. Plus 25% non residential premium.	Direct Costs - (staff, supplies, equipment) plus 25% factor to recover aquatics coordinator divided by number of expected participants plus \$7.00 nonrefundable administrative fee, plus Red Cross Materials equals cost of class. Plus 25% non residential premium.
1464	Parks and Recreation	Event or Activity Fees	(+) Indicates Per Person 1/2 hour increment @ 1/2 hourly rate Rates are per hour unless indicated	Flat Rate Residential/Nonresidential	Flat Rate Residential/Nonresidential
1465	Parks and Recreation	General Food Booth (per day)	Price Range	\$65.00 to \$400.00/\$81.00 to \$500.00	\$65.00 to \$400.00/\$81.00 to \$500.00

FY 2025 Schedule C
Departmental Fee List

2025 Line No.	Department	Fee Description	Detail	FY 2024 Revised Fees	FY 2025 Proposed Fees
1466	Parks and Recreation	General Vendor Booth (per day)	Price Range	\$45.00/\$56.00	\$45.00/\$56.00
1467	Parks and Recreation	Holiday Parade General Vendor Booth (per day)		\$60.00/\$75.00	\$60.00/\$75.00
1468	Parks and Recreation	Art in the Park Craft Vendor (per event)		\$90.00/\$113.00	\$90.00/\$113.00
1469	Parks and Recreation	Holiday Parade Food Vendor (per event)		\$500.00/\$625.00	\$500.00/\$625.00
1470	Parks and Recreation	Holiday Parade route Pre-packaged snack Mobile Vendor (per event)		\$100.00/125.00	\$100.00/125.00
1471	Parks and Recreation	General Food Vendor for Friday Holiday Posada at San Jacinto Plaza		\$200.00/\$250.00	\$200.00/\$250.00
1472	Parks and Recreation	General Food vendor Saturdays Holiday Posadas at San Jacinto Plaza		\$400.00/\$500	\$400.00/\$500
1473	Parks and Recreation	General Food vendor Sundays Holiday Posadas at San Jacinto Plaza		\$300.00/\$375.00	\$300.00/\$375.00
1474	Parks and Recreation	General Food vendor Friday, Saturday and Sunday Holiday Posadas at San Jacinto Plaza each day, beginning new year's day and after.		\$100.00/\$125.00	\$100.00/\$125.00
1475	Parks and Recreation	Holiday Parade Lights/Trinkets Vendor (per event)		\$200.00/\$250.00	\$200.00/\$250.00
1476	Parks and Recreation	Senior Games Registration, all individual events (+)		\$45.00/\$56.00	\$45.00/\$56.00
1477	Parks and Recreation	Senior Games, 2 individual events (+)		\$15.00/\$19.00	\$15.00/\$19.00
1478	Parks and Recreation	Senior Games, each additional individual event (+)		\$5.00/\$6.00	\$5.00/\$6.00
1479	Parks and Recreation	Senior Games Banquet - Player & Guest Tickets		\$8.00/\$10.00	\$8.00/\$10.00
1480	Parks and Recreation	Senior Games Additional T-Shirt		\$10.00/\$13.00	\$10.00/\$13.00
1481	Parks and Recreation	Senior Games, Basketball Team (per team - 5 player roster)		\$30.00/\$38.00	\$30.00/\$38.00
1482	Parks and Recreation	Senior Games, Basketball Team (per team - 10 player roster)		\$60.00/\$75.00	\$60.00/\$75.00
1483	Parks and Recreation	Senior Games, Volleyball team (per team - 8 player roster)		\$45.00/\$56.00	\$45.00/\$56.00
1484	Parks and Recreation	Holiday Parade Walking Participants Per Entry		\$50.00 to \$75.00/\$63.00 to \$94.00	\$50.00 to \$75.00/\$63.00 to \$94.00
1485	Parks and Recreation	Holiday Parade Vehicles Per Entry		\$50.00 to \$75.00/\$63.00 to \$94.00	\$50.00 to \$75.00/\$63.00 to \$94.00
1486	Parks and Recreation	Family Camp Out Activities		Resident/Non-Resident	Resident/Non-Resident
1487	Parks and Recreation	Family Camp Out - Adults 18+ (per person)		\$10.00 / \$12.00	\$10.00 / \$12.00
1488	Parks and Recreation	Family Camp Out - Youth 17 and under (per person)		\$5.00 / \$6.00	\$5.00 / \$6.00
1489	Parks and Recreation	Special Events Entry Fee for Plaza Theater		\$10.00/\$13.00	\$10.00/\$13.00
1490	Parks and Recreation	Community Special Event		Direct Costs - (staff, supplies, contracts, equipment) divided by number of expected participants plus \$7.00 nonrefundable administrative fee equals cost of event. Plus 25% non residential premium.	Direct Costs - (staff, supplies, contracts, equipment) divided by number of expected participants plus \$7.00 nonrefundable administrative fee equals cost of event. Plus 25% non residential premium.
1491	Parks and Recreation	Skate Parks	(+) Indicates Per Person 1/2 hour increment @ 1/2 hourly rate Rates are per hour unless indicated	Single fee listings are the General Admission or Flat Rate; Multiple fee listings are noted in the following order: Standard Rate; Non-Profit Rate; Commercial Rate; Non-Resident Rate	Single fee listings are the General Admission or Flat Rate; Multiple fee listings are noted in the following order: Standard Rate; Non-Profit Rate; Commercial Rate; Non-Resident Rate
1492	Parks and Recreation	Carolina, Mountain View, Northeast Regional, Westside Skate Parks			
1493	Parks and Recreation	Per hour		\$40.00 / \$32.00 / \$160.00 / \$50.00	\$40.00 / \$32.00 / \$160.00 / \$50.00
1494	Parks and Recreation	All day (8 hours, additional hours at hourly rate)		\$240.00 / \$192.00 / \$960.00 / \$300.00	\$240.00 / \$192.00 / \$960.00 / \$300.00
1495	Parks and Recreation	All other Skate Parks			
1496	Parks and Recreation	Per hour		\$20.00 / \$16.00 / \$80.00 / \$25.00	\$20.00 / \$16.00 / \$80.00 / \$25.00
1497	Parks and Recreation	All day (8 hours, additional hours at hourly rate)		\$120.00 / \$96.00 / \$480.00 / \$150.00	\$120.00 / \$96.00 / \$480.00 / \$150.00
1498	Parks and Recreation	Sports Leagues & Tournaments			
1499	Parks and Recreation	Sports - Adults Leagues & Tournaments		Direct Costs - (Staff, supplies, equipment, field prep, officials, governing bodies) plus 50% factor to recover sports coordinator divided by number of expected teams plus \$7.00 nonrefundable administrative fee, equals cost of league/tournament. Plus 25% non residential premium.	Direct Costs - (Staff, supplies, equipment, field prep, officials, governing bodies) plus 50% factor to recover sports coordinator divided by number of expected teams plus \$7.00 nonrefundable administrative fee, equals cost of league/tournament. Plus 25% non residential premium.
1500	Parks and Recreation	Sports - Youth Leagues & Tournaments		Direct Costs - (Staff, supplies, equipment, field prep, officials, governing bodies) plus 50% factor to recover sports coordinator divided by number of expected teams plus \$7.00 nonrefundable administrative fee, equals cost of league/tournament. Plus 25% non residential premium.	Direct Costs - (Staff, supplies, equipment, field prep, officials, governing bodies) plus 50% factor to recover sports coordinator divided by number of expected teams plus \$7.00 nonrefundable administrative fee, equals cost of league/tournament. Plus 25% non residential premium.
1501	Parks and Recreation	Sports Centers	(+) Indicates Per Person 1/2 hour increment @ 1/2 hourly rate Rates are per hour unless indicated Two hour minimum rental for facility use that is non-contiguous to public hours of operation.	Single fee listings are the General Admission or Flat Rate; Multiple fee listings are noted in the following order: Standard Rate; Non-Profit Rate; Commercial Rate; Non-Resident Rate	Single fee listings are the General Admission or Flat Rate; Multiple fee listings are noted in the following order: Standard Rate; Non-Profit Rate; Commercial Rate; Non-Resident Rate
1502	Parks and Recreation	Acosta Sports Center			
1503	Parks and Recreation	Weight Room (per month) (+)		\$10.00/\$15.00	\$10.00/\$15.00
1504	Parks and Recreation	Weight Room (per day) (+)		\$3.00/\$4.00	\$3.00/\$4.00
1505	Parks and Recreation	Gym Full Court (per hour)		\$35.00 / \$28.00 / \$140.00 / \$44.00	\$35.00 / \$28.00 / \$140.00 / \$44.00
1506	Parks and Recreation	Gym Half Court (per hour)		\$18.00 / \$14.00 / \$72.00 / \$23.00	\$18.00 / \$14.00 / \$72.00 / \$23.00
1507	Parks and Recreation	Gym Full Court (per hour)-Prime Time		\$45.00 / \$36.00 / \$180.00 / \$56.00	\$45.00 / \$36.00 / \$180.00 / \$56.00
1508	Parks and Recreation	Gym Half Court (per hour)-Prime Time		\$23.00 / \$18.00 / \$92.00 / \$29.00	\$23.00 / \$18.00 / \$92.00 / \$29.00

FY 2025 Schedule C
Departmental Fee List

2025 Line No.	Department	Fee Description	Detail	FY 2024 Revised Fees	FY 2025 Proposed Fees
1509	Parks and Recreation	Wrestling Room (per month) (+) Adult/Youth		\$15.00 / \$10.00 \$19.00/\$13.00	\$15.00 / \$10.00 \$19.00/\$13.00
1510	Parks and Recreation	Wrestling Room (per daily) (+) Adult/Youth		\$2.00 / \$1.00 \$3.00/\$1.00	\$2.00 / \$1.00 \$3.00/\$1.00
1511	Parks and Recreation	Multipurpose Mat Room Hourly Rental		\$15.00/\$19.00	\$15.00/\$19.00
1512	Parks and Recreation	Multipurpose Mat Room Daily Rental		\$69.00 / \$55.00 / \$276.00 / \$86.00	\$69.00 / \$55.00 / \$276.00 / \$86.00
1513	Parks and Recreation	Nations Tobin Sports Center			
1514	Parks and Recreation	Weight Room (per month) (+):			\$10.00/\$15.00
1515	Parks and Recreation	Weight Room (per day) (+):			\$3.00/\$4.00
1516	Parks and Recreation	Small Rink Full Court (per hour)		\$35.00 / \$28.00 / \$140.00 / \$44.00	\$35.00 / \$28.00 / \$140.00 / \$44.00
1517	Parks and Recreation	Small Rink Full Court (per hour)-Prime Time - 5:00pm to Close, Saturdays, and Sundays		\$45.00 / \$36.00 / \$180.00 / \$56.00	\$45.00 / \$36.00 / \$180.00 / \$56.00
1518	Parks and Recreation	Boxing Room Membership (per month) (+) Adult/Youth		\$15.00 / \$10.00 \$19.00/\$13.00	\$15.00 / \$10.00 \$19.00/\$13.00
1519	Parks and Recreation	Boxing Room (per day) (+) Adult/Youth		\$2.00 / \$1.00 \$3.00/\$1.00	\$2.00 / \$1.00 \$3.00/\$1.00
1520	Parks and Recreation	Big Rink Full Court (per hour)		\$65.00 / \$50.00 / \$240.00 / \$85.00	\$65.00 / \$50.00 / \$240.00 / \$85.00
1521	Parks and Recreation	Big Rink Full Court (per hour)-Prime Time - 5:00pm to Close, Saturdays, and Sundays		\$75.00 / \$60.00 / \$300.00 / \$95.00	\$75.00 / \$60.00 / \$300.00 / \$95.00
1522	Parks and Recreation	Sports Administration	(+) Indicates Per Person 1/2 hour increment @ 1/2 hourly rate Rates are per hour unless indicated	Flat Rate Residential/Nonresidential	Flat Rate Residential/Nonresidential
1523	Parks and Recreation	Player Fee – Independent Leagues–per player/per season		\$16.00/\$20.00	\$16.00/\$20.00
1524	Parks and Recreation	Player Fee – City Programs–per player/per season		\$6.00/\$8.00	\$6.00/\$8.00
1525	Parks and Recreation	Parent Class PDF Version – per family per year		\$5.00/\$6.00	\$5.00/\$6.00
1526	Parks and Recreation	Parent Class Video Session–per family per year		\$7.00/\$9.00	\$7.00/\$9.00
1527	Parks and Recreation	Background check (+) - Biennial		\$40.00/\$50.00	\$40.00/\$50.00
1528	Parks and Recreation	Youth Coach ID Cards – (+) Biennial		\$5.00/\$6.00	\$5.00/\$6.00
1529	Parks and Recreation	Player ID cards (+) Youth and Adult	Youth - annually; Adult (18 years and older) every 5 years.	\$5.00/\$6.00	\$5.00/\$6.00
1530	Parks and Recreation	Tournament Spectator Fee (+) Adult/Youth		\$2.00/\$1.00 \$3.00/\$1.00	\$2.00/\$1.00 \$3.00/\$1.00
1531	Parks and Recreation	Tournament T-Shirt		\$10.00 to \$30.00	\$10.00 to \$30.00
1532	Parks and Recreation	Tournament Homerun		5 for \$20.00, or 1 for \$5.00	5 for \$20.00, or 1 for \$5.00
1533	Parks and Recreation	Tournament Bracelet		\$20.00 per bracelet	\$20.00 per bracelet
1534	Parks and Recreation	League Night/Tournament Softballs		\$5.00 per ball, or \$50.00 per case	\$5.00 per ball, or \$50.00 per case
1535	Parks and Recreation	Homerun Derby Entry		\$20.00 per player	\$20.00 per player
1536	Parks and Recreation	Lost Ball Fee (Basketball, Volleyball, Soccer Ball)		\$25.00 per ball	\$25.00 per ball
1537	Parks and Recreation	Lost Disk Fee - per disk		\$10.00 per disk	\$10.00 per disk
1538	Parks and Recreation	Set of 3 Beginner Disc Golf Disk		\$15.00 per set of 3	\$15.00 per set of 3
1539	Parks and Recreation	Premium Disc Golf Disc		\$10.00 per disc	\$10.00 per disc
1540	Parks and Recreation	Banner Program (per banner)	(up to 12 months) Outfield, gym and/or internet	\$400.00/\$500.00	\$400.00/\$500.00
1541	Parks and Recreation	Banner Program (per banner per month)	(1month) Outfield, gym and/or internet	\$50.00/\$63.00	\$50.00/\$63.00
1542	Parks and Recreation	Concessions – Small – per quarter		\$150.00/\$188.00	\$150.00/\$188.00
1543	Parks and Recreation	Concessions – Small – per month		\$50.00/\$63.00	\$50.00/\$63.00
1544	Parks and Recreation	Concessions – Medium – per quarter		\$300.00/\$375.00	\$300.00/\$375.00
1545	Parks and Recreation	Concessions – Medium – per month		\$100.00/\$125.00	\$100.00/\$125.00
1546	Parks and Recreation	Concessions – Large – per quarter		\$600.00/\$750.00	\$600.00/\$750.00
1547	Parks and Recreation	Concessions – Large – per month		\$200.00/\$250.00	\$200.00/\$250.00
1548	Parks and Recreation	Sports Field Practice Permits		Flat Rate Residential/Nonresidential	Flat Rate Residential/Nonresidential
1549	Parks and Recreation	Practice Permit (per 60 minutes-without lights)		\$7.00/\$9.00	\$7.00/\$9.00
1550	Parks and Recreation	Sports Field Lighting - per hour, per field		\$10.00/\$13.00	\$10.00/\$13.00
1551	Parks and Recreation	Sports Field Rental Games, Scrimmages, Practice, Tournaments, Other Events (non-game "only" fields)		Single fee listings are the General Admission or Flat Rate; Multiple fee listings are noted in the following order: Standard Rate; Non-Profit Rate; Commercial Rate; Non-Resident Rate	Single fee listings are the General Admission or Flat Rate; Multiple fee listings are noted in the following order: Standard Rate; Non-Profit Rate; Commercial Rate; Non-Resident Rate
1552	Parks and Recreation	Single field games/scrimmages (per 12 hours-without lights)		\$75.00 / \$60.00 / \$300.00 / \$94.00	\$75.00 / \$60.00 / \$300.00 / \$94.00
1553	Parks and Recreation	Single field games/scrimmages (per hour-without lights)		\$20.00 / \$16.00 / \$80.00 / \$25.00	\$20.00 / \$16.00 / \$80.00 / \$25.00
1554	Parks and Recreation	Sports Game Fields - Game "only" Fields	Not available for rental for practice activities - Permit Required	Single fee listings are the General Admission or Flat Rate; Multiple fee listings are noted in the following order: Standard Rate; Non-Profit Rate; Commercial Rate; Non-Resident Rate	Single fee listings are the General Admission or Flat Rate; Multiple fee listings are noted in the following order: Standard Rate; Non-Profit Rate; Commercial Rate; Non-Resident Rate
1555	Parks and Recreation	Galatian Sports Complex (2 flat fields)			
1556	Parks and Recreation	Field without lights :			\$30.00 / \$25.00 / \$102.00 / \$36.00
1557	Parks and Recreation	Field without lights (per 12 hours):			\$150.00 / \$126.00 / \$510.00 / \$180.00
1558	Parks and Recreation	Full complex (per 12 hours):			\$1,950.00 / \$1,560.00 / \$6,630.00 / \$2,340.00
1559	Parks and Recreation	East Side Sports Complex 16 flat fields			
1560	Parks and Recreation	Field without lights		\$30.00 / \$25.00 / \$102.00 / \$36.00	\$30.00 / \$25.00 / \$102.00 / \$36.00
1561	Parks and Recreation	Field without lights (per 12 hours)		\$150.00 / \$126.00 / \$510.00 / \$180.00	\$150.00 / \$126.00 / \$510.00 / \$180.00
1562	Parks and Recreation	Full complex (per 12 hours)		\$1,200.00 / \$1,008.00 / \$4,080.00 / \$1,440.00	\$1,200.00 / \$1,008.00 / \$4,080.00 / \$1,440.00
1563	Parks and Recreation	Gate Admission Tournament/league for adult/youth per day		\$5.00/\$2.00 \$6.00/\$3.00	\$5.00/\$2.00 \$6.00/\$3.00
1564	Parks and Recreation	Westside Sports Complex (11 flat fields)			
1565	Parks and Recreation	Field without lights		\$30.00 / \$25.00 / \$102.00 / \$36.00	\$30.00 / \$25.00 / \$102.00 / \$36.00
1566	Parks and Recreation	Field without lights (per 12 hours)		\$150.00 / \$126.00 / \$510.00 / \$180.00	\$150.00 / \$126.00 / \$510.00 / \$180.00
1567	Parks and Recreation	Full complex (per 12 hours)		\$1,950.00 / \$1,560.00 / \$6,630.00 / \$2,340.00	\$1,950.00 / \$1,560.00 / \$6,630.00 / \$2,340.00

FY 2025 Schedule C
Departmental Fee List

2025 Line No.	Department	Fee Description	Detail	FY 2024 Revised Fees	FY 2025 Proposed Fees
1568	Parks and Recreation	Marty Robbins Sports Complex (4 plex diamond fields)			
1569	Parks and Recreation	Field without lights		\$30.00 / \$25.00 / \$102.00 / \$36.00	\$30.00 / \$25.00 / \$102.00 / \$36.00
1570	Parks and Recreation	Field without lights (per 12 hours)		\$150.00 / \$126.00 / \$510.00 / \$180.00	\$150.00 / \$126.00 / \$510.00 / \$180.00
1571	Parks and Recreation	Full complex (12 hours))		\$600.00 / \$504.00 / \$2,040.00 / \$720.00	\$600.00 / \$504.00 / \$2,040.00 / \$720.00
1572	Parks and Recreation	Joey Barraza & Vino Memorial Park (4-plex diamond fields)			
1573	Parks and Recreation	Field without lights		\$30.00 / \$25.00 / \$102.00 / \$36.00	\$30.00 / \$25.00 / \$102.00 / \$36.00
1574	Parks and Recreation	Field without lights (per 12 hours)		\$150.00 / \$126.00 / \$510.00 / \$180.00	\$150.00 / \$126.00 / \$510.00 / \$180.00
1575	Parks and Recreation	Full complex (12 hours))		\$600.00 / \$504.00 / \$2,040.00 / \$720.00	\$600.00 / \$504.00 / \$2,040.00 / \$720.00
1576	Parks and Recreation	Joey Barraza & Vino Memorial Park (6 flat fields)			
1577	Parks and Recreation	Field without lights		\$30.00 / \$25.00 / \$102.00 / \$36.00	\$30.00 / \$25.00 / \$102.00 / \$36.00
1578	Parks and Recreation	Field without lights (per 12 hours)		\$150.00 / \$126.00 / \$510.00 / \$180.00	\$150.00 / \$126.00 / \$510.00 / \$180.00
1579	Parks and Recreation	Full complex (12 hours))		\$450.00 / \$378.00 / \$1,530.00 / \$540.00	\$450.00 / \$378.00 / \$1,530.00 / \$540.00
1580	Parks and Recreation	Blackie Chesher Sports Complex (5-plex diamond fields)			
1581	Parks and Recreation	Field without lights		\$30.00 / \$25.00 / \$102.00 / \$36.00	\$30.00 / \$25.00 / \$102.00 / \$36.00
1582	Parks and Recreation	Field without lights (per 12 hours)		\$150.00 / \$126.00 / \$510.00 / \$180.00	\$150.00 / \$126.00 / \$510.00 / \$180.00
1583	Parks and Recreation	Full complex (12 hours))		\$750.00 / \$630.00 / \$2,550.00 / \$900.00	\$750.00 / \$630.00 / \$2,550.00 / \$900.00
1584	Parks and Recreation	Blackie Chesher Sports Complex (8-flat fields)			
1585	Parks and Recreation	Field without lights		\$30.00 / \$25.00 / \$102.00 / \$36.00	\$30.00 / \$25.00 / \$102.00 / \$36.00
1586	Parks and Recreation	Field without lights (per 12 hours)		\$150.00 / \$126.00 / \$510.00 / \$180.00	\$150.00 / \$126.00 / \$510.00 / \$180.00
1587	Parks and Recreation	Full complex (12 hours))		\$1,200.00 / \$1,008.00 / \$4,080.00 / \$1,440.00	\$1,200.00 / \$1,008.00 / \$4,080.00 / \$1,440.00
1588	Parks and Recreation	Blackie Chesher Sports Complex (Alex Gutierrez - 1 diamond field)			
1589	Parks and Recreation	Field without lights		\$30.00 / \$25.00 / \$102.00 / \$36.00	\$30.00 / \$25.00 / \$102.00 / \$36.00
1590	Parks and Recreation	Field without lights (per 12 hours)		\$150.00 / \$126.00 / \$510.00 / \$180.00	\$150.00 / \$126.00 / \$510.00 / \$180.00
1591	Parks and Recreation	Sports Field Lighting (per hour)(per field)		\$10.00/\$13.00	\$10.00/\$13.00
1592	Parks and Recreation	Youth Development Programs	(+) Indicates Per Person 1/2 hour increment @ 1/2 hourly rate Rates are per hour unless indicated	Resident/Non-Resident	Resident/Non-Resident
1593	Parks and Recreation	Club Rec Summer Program (per week) (+)		\$40.00 / \$50.00	\$40.00 / \$50.00
1594	Parks and Recreation	Club Rec Youth Leader Mentor Program (per week) (+)		\$20.00 / \$25.00	\$20.00 / \$25.00
1595	Parks and Recreation	Afterschool Program (per week) (+)		\$5.00/\$6.00	\$5.00/\$6.00
1596	Parks and Recreation	After School weekly payment late fee per child		\$5.00/\$6.00	\$5.00/\$6.00
1597	Parks and Recreation	Afterschool late pick up after 6:00 pm per child		\$5.00/\$6.00	\$5.00/\$6.00
1598	Parks and Recreation	Youth "Mini" Sports (Ages 4-7) Activity or Program		Direct Costs - (staff, supplies, equipment, volunteers) divided by number of expected participants plus \$7.00 non-refundable administrative fee, equals cost of activity/program. Plus 25% non residential premium.	Direct Costs - (staff, supplies, equipment, volunteers) divided by number of expected participants plus \$7.00 non-refundable administrative fee, equals cost of activity/program. Plus 25% non residential premium.
1599	Parks and Recreation	Youth Enrichment (Non-Sport) Activity or Program		Direct Costs - (staff, supplies, equipment) divided by number of expected participants plus \$7.00 non-refundable administrative fee, equals cost of activity/program. Plus 25% non residential premium.	Direct Costs - (staff, supplies, equipment) divided by number of expected participants plus \$7.00 non-refundable administrative fee, equals cost of activity/program. Plus 25% non residential premium.
1600	Parks and Recreation	Trips/Excursions (Off Site)		Direct Costs - (staff, supplies, contracts, entry fees, vehicles, equipment) plus 50% factor to recover program coordinator divided by number of expected participants plus \$7.00 non-refundable administrative fee, equals cost of activity/program. Plus 25% non residential premium.	Direct Costs - (staff, supplies, contracts, entry fees, vehicles, equipment) plus 50% factor to recover program coordinator divided by number of expected participants plus \$7.00 non-refundable administrative fee, equals cost of activity/program. Plus 25% non residential premium.
1601	Parks and Recreation	Dances/Entertainment (On Site)		Direct Costs - (staff, supplies, contracts, equipment) plus 50% factor to recover program coordinator divided by number of expected participants equals cost of activity/program. Plus 25% non residential premium.	Direct Costs - (staff, supplies, contracts, equipment) plus 50% factor to recover program coordinator divided by number of expected participants equals cost of activity/program. Plus 25% non residential premium.
1602	Parks and Recreation	Miscellaneous Fees		Flat Rate	Flat Rate
1603	Parks and Recreation	Daily Vendor Fee		Residential/Nonresidential	Residential/Nonresidential
1604	Parks and Recreation	Daily Merchandise Fee		\$65.00/\$81.00	\$65.00/\$81.00
1605	Parks and Recreation	Tournament/Special Event Vendor Fee		\$45.00/\$56.00	\$45.00/\$56.00
1606	Parks and Recreation	Tournament/Special Event Vendor Fee		\$300.00/\$375.00 per Tournament/Per Site	\$300.00/\$375.00 per Tournament/Per Site
1607	Parks and Recreation	Tournament/Special Event Merchandise Fee		\$150.00/\$188.00 per Tournament/Per Site	\$150.00/\$188.00 per Tournament/Per Site
1608	Parks and Recreation	Field Paint/Chalk Diamond Field		\$30.00/\$38.00 per field of play	\$30.00/\$38.00 per field of play
1609	Parks and Recreation	Field Paint/Chalk Flat Field		\$50.00/\$63.00 per field of play	\$50.00/\$63.00 per field of play
1610	Parks and Recreation	Portable Outfield fence	Portable fencing to change size of fields	\$20.00/\$25.00 per field/per day	\$20.00/\$25.00 per field/per day
1611	Parks and Recreation	Security Guard (per hour)	Also applied to outdoor park electric outlet access	\$20.00	\$20.00
1612	Parks and Recreation	Park Community Garden Application & Annual Permit		\$50.00	\$50.00
1613	Parks and Recreation	Shelter or Center Cleaning charge (per cleaning, per event, per rental per day)		\$60.00	\$60.00
1614	Parks and Recreation	Recreation Staff Labor Rate	Per hour, per staff member	\$20.00	\$20.00
1615	Parks and Recreation	Trash Removal - Practice field/Event (Per Day)(Per Site)		\$350.00 Per Day Per Site	\$350.00 Per Day Per Site

FY 2025 Schedule C
Departmental Fee List

2025 Line No.	Department	Fee Description	Detail	FY 2024 Revised Fees	FY 2025 Proposed Fees
1615	Parks and Recreation	Trash Removal Special Event/ Sport Complex (Per Day)(Per Site)		\$600.00 Per Day/Per Site	\$600.00 Per Day/Per Site
1616	Parks and Recreation	After Rental Clean Up Fee (Nations Tobin)		\$60.00	\$60.00
1617	Parks and Recreation	20 Yard Trash Container		\$420.00 per event	\$420.00 per event
1618	Parks and Recreation	30 Yard Trash Container		\$520.00 per event	\$520.00 per event
1619	Parks and Recreation	40 Yard Trash Container		\$580.00 per event	\$580.00 per event
1620	Parks and Recreation	Gym rental for other than sports use (add to gym rate – per hour) Category A		\$80.00/\$100.00	\$80.00/\$100.00
1621	Parks and Recreation	Gym rental for other than sports use (add to gym rate – per hour) Category B		\$60.00/\$75.00	\$60.00/\$75.00
1622	Parks and Recreation	Gym rental for other than sports use (add to gym rate – per hour) Category C		\$40.00/\$50.00	\$40.00/\$50.00
1623	Parks and Recreation	Gym rental for other than sports use (add to gym rate – per hour) Category D		\$30.00/\$38.00	\$30.00/\$38.00
1624	Parks and Recreation	Locker Rental at Senior Centers (per month, excludes swimming pools)		\$2.00/\$3.00	\$2.00/\$3.00
1625	Parks and Recreation	Activity/Player Card Replacement	Per Card	\$5.00/\$6.00	\$5.00/\$6.00
1626	Parks and Recreation	Senior Discount	50% Discount, ages 60+ years old - applies only to Leisure Interest Classes, Racquetball Courts, Weight Room, Billiards, Boxing (Monthly/Yearly fees only)	50% Discount	50% Discount
1627	Parks and Recreation	Multiple Child Program Discount	10% Discount each child from same household (17 years or under) registering for leisure class, or mini-sports program. Does not apply to Daycare and Afterschool.	10% Discount	10% Discount
1628	Parks and Recreation	Non-Resident Premium	25% premium for non-residents applies to all programs requiring individual registration.	25% Increase	25% Increase
1629	Parks and Recreation	Drop In Fee for Leisure Instruction Class	Per Class	\$5.00/\$6.00	\$5.00/\$6.00
1630	Parks and Recreation	Ceramics - Firing (per month unlimited pieces)		\$6.00/\$8.00	\$6.00/\$8.00
1631	Parks and Recreation	Game Room Area Access w/Facility Rental during none operating hours	Fiat Fee	\$50.00/\$63.00	\$50.00/\$63.00
1632	Parks and Recreation	Arts & Craft Sales	Per space not to exceed 10' x 10', per day	\$5.00/\$8.00	\$5.00/\$8.00
1633	Parks and Recreation	Senior Center Arts & Crafts Sales	Per space not to exceed 10' x 10', per day	\$5.00	\$5.00
1634	Parks and Recreation	Senior Tournaments (billiards, horseshoe, huachas, etc.)	Per player, per event	\$2.00/\$3.00	\$2.00/\$3.00
1635	Parks and Recreation	Catered/commercial food sales-Indoor Facilities - (Kitchen for warming, no prep)	Per Event	\$50.00/\$63.00	\$50.00/\$63.00
1636	Parks and Recreation	Administration Fee (per permit or registered activity)		\$7.00	\$7.00
1637	Parks and Recreation	Portable Restroom Fee	League, Tournaments and Special Events	\$68.00 per unit/per day	\$68.00 per unit/per day
1638	Parks and Recreation	Portable Restroom Fee (ADA)	League, Tournaments and Special Events	\$108.00 per unit/per day	\$108.00 per unit/per day
1639	Parks and Recreation	Portable Restroom Delivery/Pick Up		\$30.00 per site	\$30.00 per site
1640	Parks and Recreation	Portable Restroom Service Fee		\$35.00 per unit/per service	\$35.00 per unit/per service
1641	Parks and Recreation	Cleaning Restroom Fee - Existing Restrooms	Tournaments and Special Events	\$35.00 per unit/per service	\$35.00 per unit/per service
1642	Parks and Recreation	Amplification Fee	4 or more days in advance of event	\$15.00/\$19.00	\$15.00/\$19.00
1643	Parks and Recreation	Portable Restroom Delivery/Pick Up (ADA)		\$45.00 per site	\$45.00 per site
1644	Parks and Recreation	Portable Restroom Service Fee weekends and after hours		\$95.00 per unit/per service	\$95.00 per unit/per service
1645	Parks and Recreation	Cleaning Restroom Fee - Existing Restrooms weekends and after hours	Tournaments and Special Events	\$95.00 per unit/per service	\$95.00 per unit/per service
1646	Parks and Recreation	Seniors Package A	Lap swimming/open swim, fitness/weight room access, and three-day leisure class per week		\$35.00 per month
1647	Parks and Recreation	Seniors Package B	Inclusions: Lap swimming/open swim, fitness/weight room access, and two-day leisure class per week		\$31.00 per month
1648	Zoo	General Admission	Ages: 23 months and under (must be accompanied by an adult)	Free	Free
1649	Zoo	General Admission	May 1, 2023 - Ages: 2 years old and up to 12 years old (must be accompanied by an adult)	\$8.95	\$8.95
1650	Zoo	General Admission	May 1, 2023 - Ages: 13 years old and up to 17 years old	\$10.95	\$10.95
1651	Zoo	General Admission	May 1, 2023 - Ages: 18 years old and up to 59 years old	\$13.95	\$13.95
1652	Zoo	General Admission	May 1, 2023 - Seniors 60 years old and older	\$10.95	\$10.95
1653	Zoo	General Admission	May 1, 2023 - Active Duty Military Personnel & Spouse with Valid Military ID	\$10.95	\$10.95
1654	Zoo	General Admission (non-City resident)	May 1, 2023 - Ages: 2 years old and up to 12 years old (must be accompanied by an adult)	\$10.95	\$10.95
1655	Zoo	General Admission (non-City resident)	May 1, 2023 - Ages: 13 years old and up to 17 years old	\$12.95	\$12.95
1656	Zoo	General Admission (non-City resident)	May 1, 2023 - Ages: 18 years old and up to 59 years old	\$15.95	\$15.95
1657	Zoo	General Admission (non-City resident)	May 1, 2023 - Seniors 60 years old and older	\$12.95	\$12.95
1658	Zoo	General Admission (non-City resident)	May 1, 2023 - Active Duty Military Personnel & Spouse with Valid Military ID	\$10.95	\$10.95
1659	Zoo	General Admission	Discount to Active City Employees with Valid City ID	10% - 100% off Regular General Admission	10% - 100% off Regular General Admission
1660	Zoo	General Admission	Discount to Family of Active City Employees (accompanying City employee with Valid City ID) (up to 5 family members of city employee - General Admission)	Up to 20% discount (from regular general admission price)	Up to 20% discount (from regular general admission price)
1661	Zoo	Zoo Memberships	SPIDER MONKEY 1 Named Adult \$60 TAPIRS 2 Named Adults \$75 BIRD'S NEST 1 Named Adult & up to 2 Children \$85 WOLF PACK 2 Named Adults & up to 5 \$105 TIGER TEAM 2 Named Adults, up to 5 Children & 1 Adult Guest \$130 PENGUIN PALS 2 Named Adults, up to 5 Children & 2 Adult Guest \$160		\$ 60 - \$200
1662	Zoo	Zoo Camps	The cost of each session is \$125 per child (Non-Members) and \$115 per child (Members).		\$ 115 - \$ 195
1663	Zoo	Admission package pricing	Package pricing bundle. Package includes zoo admission, meal, combination of ride/attractions (i.e. Copper Canyon Challenge Ropes Course, train, carousel). This special discounted ticket is not applicable towards an annual membership pass.	\$25 - \$35.00	\$25 - \$35.00

FY 2025 Schedule C
Departmental Fee List

2025 Line No.	Department	Fee Description	Detail	FY 2024 Revised Fees	FY 2025 Proposed Fees
1664	Zoo	Reservation School Group Admission - Grade 12 and under	Advance reservation & completed application required. Wednesday-Sunday, except for City Holiday or Zoo Special Event or a blocked out period. School groups include: Public or private: Licensed child daycare, pre-kindergarten, kindergarten, primary, secondary and special education through grade twelve, and home school groups. Minimum # of students may apply.	\$5.00	\$5.00
1665	Zoo	Reservation School Group Admission - Universities/Colleges	Advance reservation & completed application required. Wednesday-Sunday, except for City Holiday or Zoo Special Event or a blocked out period. School groups include: Higher learning groups (universities/community colleges). Minimum # of students may apply.	\$7.50	\$7.50
1666	Zoo	Reservation School Group Admission - Chaperones (required for any School Group)	Adult Chaperones (18 years of age or over) Ratio: 1 chaperone per 5 Head start, Pre-K, & Kinder; 1 chaperone per 1 Special Education Student; 1 chaperone per 10 students of any other age group or upon discretion of the director.	\$7.50	\$7.50
1667	Zoo	Group Ticketing	Groups of 12+ guests. Group Visits are for groups of 12 or more guests (not including those under the age of 23 months). Advance reservation & completed application required. Must enter the Zoo same day/time. Discount applies to regular priced general admissions. Cannot be combined with other discounts. Not valid towards zoo memberships	10%-30% off of regular general admission prices.	10%-30% off of regular general admission prices.
1668	Zoo	Advanced Bulk Ticket Purchases for Specified Zoo Partners (blocks of 150)	Ages: 24 months old and up to 12 years old. Blocks of 150 tickets. General Admission only.	Up to 20% discount (from regular admission price)	Up to 20% discount (from regular admission price)
1669	Zoo	Advanced Bulk Ticket Purchases for Specified Zoo Partners (blocks of 150)	Ages: 13 years old or older. Blocks of 150 tickets. General Admission only.	Up to 20% discount (from regular admission price)	Up to 20% discount (from regular admission price)
1670	Zoo	Advanced Bulk Ticket Purchases for Specified Zoo Partners for birthday parties (blocks of 50)	Ages: 24 months and older. Discounted tickets for birthday party packages offered through the Concessionaire. Blocks of 50 tickets. General Admission only.	20% up to 50% discount (from regular admission price)	20% up to 50% discount (from regular admission price)
1671	Zoo	Consignment Ticket for Specified Zoo Partners with agreement	Signed agreement required. Minimum # of tickets as required. No further discounts apply.	\$8.50 per ticket	\$8.50 per ticket
1672	Zoo	Zoo Amenities	Carousel Regular Admission Price (All Ages)	\$3.00	\$3.00
1673	Zoo	Zoo Amenities	Carousel Admission Price for Parents accompanying child who is under 42" (standing next to but not riding with child)	Free	Free
1674	Zoo	Zoo Amenities	Carousel Discount from General Admission Price (All Ages) for El Paso Zoological Society Members. Must present membership card and valid ID up to 5 children allowed for discount.	\$0.50 discount from regular admission price	\$0.50 discount from regular admission price
1675	Zoo	Zoo Amenities	Rental of Carousel for private event in conjunction with catered event. Per hour price and additional fee for attendant(s).	\$500.00 per hour	\$500.00 per hour
1676	Zoo	Zoo Amenities	Ropes Course Sky Trail Navigator Regular Admission Price (Anyone over 48" tall).	\$8.00	\$8.00
1677	Zoo	Zoo Amenities	Ropes Course Sky Trail Navigator Discount from General Admission Price (Anyone over 48" tall) for El Paso Zoological Society Members. Must present membership card and valid ID up to 5 children allowed for discount.	\$0.50 discount from regular admission price	\$0.50 discount from regular admission price
1678	Zoo	Zoo Amenities	Ropes Course Sky Tykes Regular Admission Price (Anyone 42" tall and under)	\$5.00	\$5.00
1679	Zoo	Zoo Amenities	Ropes Course Sky Tykes Discount from General Admission Price (Anyone 42" tall and under) for El Paso Zoological Society Members. Must present membership card and valid ID up to 5 children allowed for discount.	\$0.50 discount from regular admission price	\$0.50 discount from regular admission price
1680	Zoo	Zoo Amenities	Rental of Ropes Course for private event in conjunction with catered event. Per hour price and additional fee for attendant(s).	\$300.00 per hour	\$300.00 per hour
1681	Zoo	Zoo Amenities	Rental of Wildlife Amphitheater. Per hour price and additional fees for staff/security	\$325.00 per hour	\$325.00 per hour
1682	Zoo	Facility rental - sampling	Includes 10 X 10 outdoor space, one table, two chairs. Additional needs will be charged as per fee schedule. Sampling item approval required by Zoo Director. Additional fees for staff assistance may apply.	Low Season (September-February)- \$500.00 for 4 hours; High Season (March - August) \$1,000.00 for 4 hours.	Low Season (September-February)- \$500.00 for 4 hours; High Season (March - August) \$1,000.00 for 4 hours.
1683	Zoo	Community - Event Visitor Experiences	All-inclusive ticket that allows visitors to partake in one or more of the following benefits inside the Zoo: meal or snack, craft, activity, animal experience, special access to facilities, classes, etc. Separate ticket required, not part of General/Discount Admissions.	\$20.00 - \$100.00	\$20.00 - \$100.00
1684	Zoo	Community-Event Promotions	Promotions/Merchandise such as, but not limited to, naming bugs for Valentine's Day, event t-shirts, photos, etc. during Zoo events.	\$1.00 - \$50.00	\$1.00 - \$50.00
1685	Zoo	Community-Event Fee	Performance/Concert admission	\$5.00 - \$10.00	\$5.00 - \$10.00
1686	Zoo	Community-Event Sponsorship	Custom sponsorship packages may include, but are not limited to: booth space, table and chair usage, ability to hand out marketing materials or goodies, tickets to the event, website and/or map advertising, in-kind, acknowledgment as sponsor on: event banner, press releases, event programs, map inserts, in email and social media, TV, radio, internet, billboards, fliers, and/or posters.	\$125.00 - \$15,000.00	\$125.00 - \$15,000.00
1687	Zoo	Facility Rental - Portrait/Interactive Photography	Wedding/engagement/family portraits/graduation/quinceanera or other portraiture of individual(s) by professional photographer/videographers or by amateurs acting in the role of a professional, involving planning/organization by Zoo staff. Maximum photo time allowed is 1 hour. Fee includes necessary staff, up to 5 people plus photographer. Additional persons pay regular Zoo admission.	\$75.00 - \$150.00	\$75.00 - \$150.00

FY 2025 Schedule C
Departmental Fee List

2025 Line No.	Department	Fee Description	Detail	FY 2024 Revised Fees	FY 2025 Proposed Fees
1688	Zoo	Facility Rental - Commercial-Film/Photos	Any type of film or still photography for commercial purposes (movies, DVD's, publications, etc. that will gain profit). Minimum of 1 security guard required for up to 20; admission tickets not included; does not include required staff or security time. Staff/security fees will be charged as outlined in fee schedule and as required by Zoo Director; Film/video/photos allowed from public areas only; rental space needed by crew will be charged as outlined in fee schedule. Date and time must be approved 3 weeks prior. Crew size as determined by Zoo Director. Permitting/Insurance may apply or clearance from Filming Commissioner.	\$300.00 per hour	\$300.00 per hour
1689	Zoo	Rental Equipment	Individual Chairs	\$0.75 each	\$0.75 each
1690	Zoo	Rental Equipment	Tables (30"x 72")	\$8.00 each	\$8.00 each
1691	Zoo	Services for rental/event	Additional Staff Required by the Zoo	\$45.00/hr.	\$45.00/hr.
1692	Zoo	Services for rental/event	Security as required by the Zoo	\$30.00/hr. Supervisor, \$25.00/hr. dispatcher, guard \$22.00/hr.	\$30.00/hr. Supervisor, \$25.00/hr. dispatcher, guard \$22.00/hr.
1693	Zoo	Parking Fee Revenue	For use of Zoo parking lot, fee per available space or vehicle	\$3.00	\$3.00
1694	Zoo	Special Program	Animal Encounter for private event in conjunction with catered event. Maximum of 50 people for up close encounter. For parties larger than 50 people, a Walkabout encounter will be done. Additional fees apply for staff.	\$75 per Educator	\$75 per Educator
1695	Zoo	Special Program	After Hours - Dinner Experience. In conjunction with concessionaire. Guests will be provide a meal, beverages and entertainment. Limited number of tickets to be sold. Ages 21+. Minimum/Maximum # of people applicable.	\$50.00 - \$150.00 per person	\$50.00 - \$150.00 per person
1696	Zoo	Adventure Program (Non-School)	10% Discount on Adventure and Animal Encounter Programs to El Paso Zoological Society Members (unless otherwise noted)	10% Discount to Zoological Society Members	10% Discount to Zoological Society Members
1697	Zoo	Adventure Program	Giraffe Animal Feeding - per item (admission ticket not included but required) No membership discount	\$3.00	\$3.00
1698	Zoo	Adventure Program	Behind the scene tour for educational/school groups: minimum/maximum # of people/ages applicable (admission ticket not included but required).	\$25.00 per person	\$25.00 per person
1699	Zoo	Adventure Program	Behind the Scenes - Build your own Adventure - Animal Encounter (Price includes admission). Minimum/Maximum # of people applicable. Ages 6 years and older (unless otherwise noted)	\$45 per person Additional add-on experience \$15.00 per person	\$45 per person Additional add-on experience \$15.00 per person
1700	Zoo	Adventure Program	Animal Produce Hunt - minimum/maximum # of people applicable (admission ticket not included but required). Ages 6 years and older.	\$7.00 per person	\$7.00 per person
1701	Zoo	Adventure Program	Elephant Platform - Behind the scenes and oversee the elephants on a platform. Minimum/maximum # of people applicable. A paid adult must accompany minor/youth (child/adult ratio may apply). (admission ticket not included but required)Ages 6 years and older.	\$7.00 per person	\$7.00 per person
1702	Zoo	Adventure Program	Workshop - EPWU Discovery Center: minimum/maximum # of people/age applicable (workshop only does not include access to Zoo)	\$10.00 per person	\$10.00 per person
1703	Zoo	Adventure Program	Workshop - EPWU Discovery Center - Includes training materials. Minimum/maximum # of people/ages applicable, (does not include access to Zoo).	\$15.00 per person	\$15.00 per person
1704	Zoo	Adventure Program	Badge Programs - 2 hours workshop. Minimum/maximum # of people applicable. Ages 5 years and older. (does not include access to the Zoo).	\$15.00 per person	\$15.00 per person
1705	Zoo	Adventure Program	Career Vet Day - 2 hour Clinic workshop for High School students in a veterinarian program. Minimum age requirement applicable. (does not include access to the Zoo).	\$20.00	\$20.00
1706	Zoo	Adventure Program	Spring Break & Summer weekly camps. Ages: 6 -10 years old or 11 - 16 years old. Members and Active Duty Military receive 10% discount, must present I.D.'s Minimum/Maximum # of people applicable.	\$200- \$300 per Youth/Week	\$200- \$300 per Youth/Week
1707	Zoo	Adventure Program	Spring Break & Summer weekly Early/Late Drop-off. Ages: 6 -16 years old. Drop off hours before/after Spring/Summer Camp 7:30 - 9:00 am & 3:00pm - 6:00pm. No discounts.	\$20.00 p/p/hr	\$20.00 p/p/hr
1708	Zoo	Adventure Program	Other camps. Ages: will vary. Members and Active Duty Military receive 10% discount, must present I.D.'s Minimum/Maximum # of people applicable.	\$100 - \$150 per Youth/Week	\$100 - \$150 per Youth/Week
1709	Zoo	Adventure Program	Night Prowl - Explore the Zoo after hours - 2.5 hours. For all ages. Minimum/maximum # of people applicable. Paid adult must accompany minor/youths (child/adult ratio may apply).	\$15.00 per person	\$15.00 per person
1710	Zoo	Adventure Program	Open reservation Sleepover - Open to the public as a first come first serve. Ages: 7 years old and older. Youth/Minor must be accompanied by a paid adult (child/adult ratio may apply). Minimum of 4 registered participants in order to hold sleepover. Max # of people 20	\$45.00 - \$75.00 per person	\$45.00 - \$75.00 per person
1711	Zoo	Adventure Program	Private Group Sleepover - Includes up to 15 participants. Ages: 7 years old and older. Minimum of 1 paid adult must accompany group.	Flat Fee \$675.00	Flat Fee \$675.00
1712	Zoo	Adventure Program	Deluxe Campout/Sleepover - Any age group. Minors/Youths 17 years old and under must be accompanied by a paid adult. Ratio of adult/child may apply. Minimum/Maximum # of participants applicable.	\$100- \$300 per Adult \$65 - \$150 Child	\$100- \$300 per Adult \$65 - \$150 Child
1713	Zoo	Adventure Program (Animal Wrappers)	At the Zoo Group Reservation Program in conjunction with a paid field trip - Classroom curriculum based. 4 years old and older. One program per school visit. Minimum/maximum # of people applicable.	\$3.00	\$3.00
1714	Zoo	Adventure Program	Zoo to You - Offsite program at a School / Institution - 10 up 40 participants	\$115 per program. Repeated programs \$75 each	\$115 per program. Repeated programs \$75 each
1715	Zoo	Adventure Program	Zoo to You - Offsite program at a School/Auditorium. 41-200+ participants	\$150 per program. Repeated programs \$110 each	\$150 per program. Repeated programs \$110 each
1716	Zoo	Adventure Program - Virtual (School's Only)	Zoo Adventure Program - Live Curriculum Virtual programming. Up to 30 minute presentation. Selection of programs which includes a live animal encounter and Q&A with an Educator. Up 95 participants	\$50.00 Per group	\$50.00 Per group

FY 2025 Schedule C
Departmental Fee List

2025 Line No.	Department	Fee Description	Detail	FY 2024 Revised Fees	FY 2025 Proposed Fees
1717	Zoo	Adventure Program - Virtual (Non-School's)	Zoo Adventure Program - Live Custom Virtual program. Up to 30 minute presentation. Can include an animal encounter or a custom curriculum-type program. Up to 95 participants.	\$75.00 Per group	\$75.00 Per group
1718	Zoo	Adventure Program - Walking Tour (School's Only)	Walking Tour - Group Reservation Program in conjunction with a paid field trip - 4 years old and older. One program per school visit. Students will be led on a tour to learn about the animals in either Africa/Asia/Americas section	\$3.00 per/person	\$3.00 per/person
1719	Zoo	Adventure Program - Walking Tour (Non-School's)	Walking Tour - Group Reservation Program. 4 years old and older. One program per visit. Group will be led on a tour to learn about the animals in either Africa/Asia/Americas section. Minimum/maximum # of people applicable. (admission ticket not included but required).	\$5.00 per/person	\$5.00 per/person
1720	Zoo	Adventure Program - Virtual	Behind the Scenes - Virtual Animal Encounter Tour - Participants will select from a menu of available animals and see training/feeding/enrichment/etc. and have a Q&A session with the Zoo Keeper. Up to 30 minute presentation. Up to 95 participants.	\$125.00 Per group	\$125.00 Per group
1721	Zoo	Adventure Program - Virtual	Zoo Tour - Virtual Tour - Participants will select from a menu of available areas to see. Up to 95 participants will take a virtual walking tour, stops may include an animal training session or enrichment session. Up to 30 minute presentation.	\$100.00 Per group	\$100.00 Per group
1722	Zoo	Adventure Program - Virtual	Virtual Animal Painting - See one of our animals create/make a painting. Select from a menu of available animals. Includes a Q&A session with Zoo Keeper. Up to 30 minutes. May request 1 additional painting session. Painting not included	\$150.00 Per device (1st painting); \$50.00 (1 additional session)	\$150.00 Per device (1st painting); \$50.00 (1 additional session)
1723	Zoo	Adventure Program - Virtual	Pre-recorded Programming on Learn Dash - School Curriculum Programing. Select from a menu includes a program link. Video has instruction material provides lesson and quiz. This is a "do at your own pace/on your own." Link will expire after set number of days. Teacher to share link with students. Length time varies by program selection. Minimum/Maximum # of people applicable.	\$30.00	\$30.00
1724	Zoo	Adventure Program - Virtual	Get up close and personal with animals from the El Paso Zoo. Virtually meet one of our animals at the Zoo. Participants receive a link. Up to 95 participants. Up to a 50 minute session.	\$25.00 per person	\$25.00 per person
1725	Zoo	Zoo Amenities	Zoo Punch Card good for a combination of 8 train and/or carousel rides and/or giraffe feedings (excludes Copper Canyon Ropes Course). Card good for 1 year from issue date. Not responsible for lost/stolen cards. No other discounts apply.	\$20.00	\$20.00
1726	Zoo	Adventure Program	Private Group Animal Encounter. Interactive experience with a zoo animal and zoo keeper. Possible touching, feeding or brushing an animal. Examples of animals penguins, Galapagos tortoise, etc.	\$20.00 - \$60.00	\$20.00 - \$60.00
1727	MCAD-Art Museum	Membership Fees-Art Museum	Teaching Artist	\$30.00	\$30.00
1728	MCAD-Art Museum	Membership Fees-Art Museum	Student	\$25.00	\$25.00
1729	MCAD-Art Museum	Membership Fees-Art Museum	Individual	\$35.00	\$35.00
1730	MCAD-Art Museum	Membership Fees-Art Museum	Family	\$65.00	\$65.00
1731	MCAD-Art Museum	Membership Fees-Art Museum	Active Duty Military-Individual	\$25.00	\$25.00
1732	MCAD-Art Museum	Membership Fees-Art Museum	Active Duty Military-Family	\$55.00	\$55.00
1733	MCAD-Art Museum	Membership Fees-Art Museum	Contributors	\$100.00	\$100.00
1734	MCAD-Art Museum	Membership Fees-Art Museum	Supporters Circle	\$250.00	\$250.00
1735	MCAD-Art Museum	Membership Fees-Art Museum	Collectors Circle	\$500.00	\$500.00
1736	MCAD-Art Museum	Membership Fees-Art Museum	Sponsors Circle	\$1,000.00	\$1,000.00
1737	MCAD-Art Museum	Membership Fees-Art Museum	Donors Circle	\$2,500.00	\$2,500.00
1738	MCAD-Art Museum	Membership Fees-Art Museum	Founder	\$1,000.00	\$1,000.00
1739	MCAD-Art Museum	Membership Fees-Art Museum	Executive	\$2,500.00	\$2,500.00
1740	MCAD-Art Museum	Membership Fees-Art Museum	Patrons	\$5,000.00	\$5,000.00
1741	MCAD-Art Museum	Membership Fees-Art Museum	Collector's Club Membership - Single	\$250.00	\$250.00
1742	MCAD-Art Museum	Membership Fees-Art Museum	Collector's Club Membership - Couple Membership	\$400.00	\$400.00
1743	MCAD-Art Museum	Membership Fees-Art Museum	Business Membership	\$3,000-\$10,000 level	\$3,000-\$10,000 level
1744	MCAD-Art Museum	Membership Fees-Art Museum	Senior Citizen Couple	\$35.00	\$35.00
1745	MCAD-Art Museum	Membership Fees-Art Museum	Los Tastemakers	\$60.00	\$60.00
1746	MCAD-Art Museum	Facility rental fees	Entire Museum	\$10,000.00	\$10,000.00
1747	MCAD-Art Museum	Facility rental fees	Rogers Grand Lobby	\$225 /hr for up to 4 hours / \$187/hr for up to 8 hours	\$225 /hr for up to 4 hours / \$187/hr for up to 8 hours
1748	MCAD-Art Museum	Facility rental fees	Isha Rogers Sculpture Gallery (Mezzanine)	\$225 /hr for up to 4 hours / \$187/hr for up to 8 hours	\$225 /hr for up to 4 hours / \$187/hr for up to 8 hours
1749	MCAD-Art Museum	Facility rental fees	Ginger Francis Seminar Room	\$150/hr for up to 4 hours / \$112/hr for up to 8 hours	\$150/hr for up to 4 hours / \$112/hr for up to 8 hours
1750	MCAD-Art Museum	Facility rental fees	Dede Rogers Gallery	\$525/hr for up to 4 hours / \$487/hr for up to 8 hours	\$525/hr for up to 4 hours / \$487/hr for up to 8 hours
1751	MCAD-Art Museum	Facility rental fees	C2	\$525/hr for up to 4 hours / \$487/hr for up to 8 hours	\$525/hr for up to 4 hours / \$487/hr for up to 8 hours
1752	MCAD-Art Museum	Facility rental fees	EP Energy Auditorium: 2hrs. to 8 hrs.	\$500/hr for up to 4 hours / \$350/hr for up to 8 hours	\$500/hr for up to 4 hours / \$350/hr for up to 8 hours
1753	MCAD-Art Museum	Facility rental fees	Museum Connect: up to 2 hrs.	\$750.00 for up to 2 hours	\$750.00 for up to 2 hours
1754	MCAD-Art Museum	Facility rental fees	Museum Connect:4hrs. to 8 hrs.	\$375/hr for up to 4 hours / \$262/hr for up to 8 hours	\$375/hr for up to 4 hours / \$262/hr for up to 8 hours
1755	MCAD-Art Museum	Facility rental fees	Larry Francis Board Room	\$150/hr for up to 4 hours / \$112/hr for up to 8 hours	\$150/hr for up to 4 hours / \$112/hr for up to 8 hours
1756	MCAD-Art Museum	Facility rental fees	Hoy Conference Room	\$150/hr for up to 4 hours / \$112/hr for up to 8 hours	\$150/hr for up to 4 hours / \$112/hr for up to 8 hours
1757	MCAD-Art Museum	Facility rental fees	Classrooms (each)	\$150/hr for up to 4 hours / \$112/hr for up to 8 hours	\$150/hr for up to 4 hours / \$112/hr for up to 8 hours
1758	MCAD-Art Museum	Facility rental fees	Outdoor Seating Area	\$525/hr for up to 4 hours / \$487/hr for up to 8 hours	\$525/hr for up to 4 hours / \$487/hr for up to 8 hours
1759	MCAD-Art Museum	Facility object rentals	Chairs	\$8.00 each Black chairs/ \$10.00 each White chairs	\$8.00 each Black chairs/ \$10.00 each White chairs
1760	MCAD-Art Museum	Facility object rentals	Tables (plastic 6' and 48' round)	\$15.00 each	\$15.00 each
1761	MCAD-Art Museum	Facility object rentals	Wood Tables (8')	\$18.00 each	\$18.00 each
1762	MCAD-Art Museum	Facility object rentals	Podium/sound system (C2 or auditorium)	\$100.00 each	\$100.00 each
1763	MCAD-Art Museum	Facility object rentals	Slide Projector (C2)	\$100.00 each	\$100.00 each

FY 2025 Schedule C
Departmental Fee List

2025 Line No.	Department	Fee Description	Detail	FY 2024 Revised Fees	FY 2025 Proposed Fees
1764	MCAD-Art Museum	Facility object rentals	Tent (8' x 8', 4 available)	\$25.00 each	\$25.00 each
1765	MCAD-Art Museum	Facility object rentals	Piano	\$400.00	\$400.00
1766	MCAD-Art Museum	Facility object rentals	Security Officer	\$40.00 per hour	\$40.00 per hour
1767	MCAD-Art Museum	Facility object rentals	Audio Visual Operator	\$40.00 per hour	\$40.00 per hour
1768	MCAD-Art Museum	Facility object rentals	Event staff (each)	\$40.00 per hour	\$40.00 per hour
1769	MCAD-Art Museum	One time use copyright release for photography	Copyright	Up to \$150 .00 per image	Up to \$150 .00 per image
1770	MCAD-Art Museum	Object loan fee	Permanent Collection Lending	Up to \$250.00 per work of art	Up to \$250.00 per work of art
1771	MCAD-Art Museum	Teacher Workshops Fees	Program Registration	Non Member: 3hr - \$35/6 hr - \$50 Members 20% Discount of Non-Members fees	Non Member: 3hr - \$35/6 hr - \$50 Members 20% Discount of Non-Members fees
1772	MCAD-Art Museum	Exhibition Admission fees	Entry fees (Adults) - Non member	Up to \$10.00	Up to \$10.00
1773	MCAD-Art Museum	Exhibition Admission fees	Entry fees (members)	Up to \$5.00	Up to \$5.00
1774	MCAD-Art Museum	Art classes fees*	5 session Youth Camp (ages 6 to 13)	\$75.00 to \$95.00 for non-members/ Members 20% discount of non-member fees/ CoEP Employees 10% discount of non-member fees.	\$75.00 to \$95.00 for non-members/ Members 20% discount of non-member fees/ CoEP Employees 10% discount of non-member fees.
1775	MCAD-Art Museum	Art classes fees*	8 session Youth Classes (ages 6 to 13)	\$85.00 to \$120.00 non-members/ Members 20% discount of non-member fees/ CoEP Employees 10% discount of non-member fees.	\$85.00 to \$120.00 non-members/ Members 20% discount of non-member fees/ CoEP Employees 10% discount of non-member fees.
1776	MCAD-Art Museum	Art classes fees*	8 session Adult Classes (ages 14 and above)	\$95.00 to \$130.00 non-members/ Members 20% discount of non-member fees/ CoEP Employees 10% discount of non-member fees.	\$95.00 to \$130.00 non-members/ Members 20% discount of non-member fees/ CoEP Employees 10% discount of non-member fees.
1777	MCAD-Art Museum	Art classes fees*	6 Session Adult Classes - (ages 14 and above)	\$65 to \$95.00 non members/ Members 20% Discount of non-member fees/ Employees 10% Discount of non-member fees.	\$65 to \$95.00 non members/ Members 20% Discount of non-member fees/ Employees 10% Discount of non-member fees.
1778	MCAD-Art Museum	Art classes fees*	6 Session Youth Classes - (ages 6 to 18)	\$50 to \$95.00 non members/ Members 20% Discount of non-member fees/ Employees 10% Discount of non-member fees.	\$50 to \$95.00 non members/ Members 20% Discount of non-member fees/ Employees 10% Discount of non-member fees.
1779	MCAD-Art Museum	Art classes fees*	1-day Family Classes (ages 3 and above)	Up to \$50.00 non-members/ Members 20% discount of non-member fees/ CoEP Employees 10% discount of non-member fees.	Up to \$50.00 non-members/ Members 20% discount of non-member fees/ CoEP Employees 10% discount of non-member fees.
1780	MCAD-Art Museum	Art classes fees*	1-day Youth Workshops (ages 6 to 18)	\$38.00 non members/ Members 20% Discount of non- member fees/ Employees 10% Discount of non-member fees.	\$38.00 non members/ Members 20% Discount of non- member fees/ Employees 10% Discount of non-member fees.
1781	MCAD-Art Museum	Art classes fees*	1-day Master Class (ages 14 and above)	Up to \$60.00 non members/ Members 20% discount of non-member fees/ CoEP Employees 10% discount of non-member fees.	Up to \$60.00 non members/ Members 20% discount of non-member fees/ CoEP Employees 10% discount of non-member fees.
1782	MCAD-Art Museum	Art classes fees*	Open Studio/Class	Up to \$150.00 non-members/ Members 20% discount of non-member fees/ CoEP Employees 10% discount of non-member fees.	Up to \$150.00 non-members/ Members 20% discount of non-member fees/ CoEP Employees 10% discount of non-member fees.
1783	MCAD-Art Museum	Event Fees	1 Performance/Concert Admission	Free for members/\$5.00 non-members	Free for members/\$5.00 non-members
1784	MCAD-Art Museum	Art classes fees*	1 Day Supervised Lunch (ages 6 to 14 years), Lunch not Included	\$5.00 non members/ Members 20% Discount of non- member fees/ Employees 10% Discount of non-member fees.	\$5.00 non members/ Members 20% Discount of non- member fees/ Employees 10% Discount of non-member fees.
1785	MCAD-Art Museum	Special programming	Tour + Studio	\$15.00 non members/ Members 20% Discount of non- member fees/ Employees 10% Discount of non-member fees.	\$15.00 non members/ Members 20% Discount of non- member fees/ Employees 10% Discount of non-member fees.
1786	MCAD-Art Museum	Special programming	Tour + Lunch	\$15.00 non members/ Members 20% Discount of non- member fees/ Employees 10% Discount of non-member fees.	\$15.00 non members/ Members 20% Discount of non- member fees/ Employees 10% Discount of non-member fees.
1787	MCAD-Art Museum	Art Museum/Promotional Items	Promotional Memberships/Classes	up to \$100.00 for membership, up to a \$95 value per class	up to \$100.00 for membership, up to a \$95 value per class
1788	MCAD-Art Museum	Facility rental fees	Open Galleries	\$2,000.00	\$2,000.00
1789	MCAD-Art Museum	Facility rental fees	Mac Rogers Gallery	\$150/hr for up to 4 hours / \$112/hr for up to 8 hours	\$150/hr for up to 4 hours / \$112/hr for up to 8 hours
1790	MCAD-Art Museum	Facility rental fees	1st Floor Green Room	\$150/hr for up to 4 hours / \$112/hr for up to 8 hours	\$150/hr for up to 4 hours / \$112/hr for up to 8 hours
1791	MCAD-Art Museum	Facility rental fees	Foyer (Space in front of elevators)	\$150/hr for up to 4 hours / \$112/hr for up to 8 hours	\$150/hr for up to 4 hours / \$112/hr for up to 8 hours
1792	MCAD-Art Museum	Facility object rentals	Cocktail Tables	\$12.00 each	\$12.00 each
1793	MCAD-Art Museum	Facility object rentals	Linens (Black)	\$15.00 each	\$15.00 each
1794	MCAD-Art Museum	Facility object rentals	Small Portable Speaker with Microphone	\$50.00 each	\$50.00 each
1795	MCAD-Art Museum	Facility object rentals	Bar (large)	\$45.00	\$45.00
1796	MCAD-Art Museum	Facility object rentals	Bar (small)	\$25.00	\$25.00
1797	MCAD-Art Museum	Facility object rentals	Art Screens	\$15.00 per screen	\$15.00 per screen
1798	MCAD-History Museum	Membership fees- History Museum	Membership Discount	10% Off Memberships During Special Promotions	10% Off Memberships During Special Promotions
1799	MCAD-History Museum	Membership fees- History Museum	History Buff - Student Discount	\$25.00	\$25.00
1800	MCAD-History Museum	Membership fees- History Museum	History Buff - Senior Citizen	\$25.00	\$25.00
1801	MCAD-History Museum	Membership fees- History Museum	History Buff - Military Discount	\$25.00	\$25.00
1802	MCAD-History Museum	Membership fees- History Museum	History Buff - Senior Couple	\$35.00	\$35.00
1803	MCAD-History Museum	Membership fees- History Museum	History Buff Family - Military Discount	\$55.00	\$55.00
1804	MCAD-History Museum	Membership fees- History Museum	History Buff - Individual	\$30.00	\$30.00
1805	MCAD-History Museum	Membership fees- History Museum	History Buff Family	\$60.00	\$60.00
1806	MCAD-History Museum	Membership fees- History Museum	History Maker	\$100.00	\$100.00
1807	MCAD-History Museum	Membership fees- History Museum	History Shaker	\$250-500	\$250-500
1808	MCAD-History Museum	Facility Rental Fees	1st floor orientation theatre	\$200.00 for up to 4 hrs / \$300.00 for up to 6 hrs / \$400.00 for up to 8 hrs	\$200.00 for up to 4 hrs / \$300.00 for up to 6 hrs / \$400.00 for up to 8 hrs

FY 2025 Schedule C
Departmental Fee List

2025 Line No.	Department	Fee Description	Detail	FY 2024 Revised Fees	FY 2025 Proposed Fees
1809	MCAD-History Museum	Facility Rental Fees	1st floor seminar room	\$240.00 for up to 4 hrs./ \$360.00 for up to 6 hrs./ \$480.00 for up to 8 hrs.	\$80/hour / \$240 for up to 4 hours / \$480 for up to 8 hours.
1810	MCAD-History Museum	Facility Rental Fees	1st Floor Lobby	\$600.00 for up to 4 hrs./ \$840.00 for up to 6 hrs./ \$1140.00 for up to 8 hrs.	\$600.00 for up to 4 hrs./ \$840.00 for up to 6 hrs./ \$1140.00 for up to 8 hrs.
1811	MCAD-History Museum	Facility Rental Fees	2nd floor board room	\$200.00 for up to 4 hrs / \$300.00 for up to 6 hrs / \$400.00 for up to 8 hrs.	\$200.00 for up to 4 hrs / \$300.00 for up to 6 hrs / \$400.00 for up to 8 hrs.
1812	MCAD-History Museum	Facility Rental Fees	2nd floor Escuelita	\$120.00 for up to 4 hrs./ \$170.00 for up to 6 hrs./ \$210.00 for up to 8 hrs.	\$120.00 for up to 4 hrs./ \$170.00 for up to 6 hrs./ \$210.00 for up to 8 hrs.
1813	MCAD-History Museum	Facility Rental Fees	2nd Floor lobby	\$600.00 for up to 4 hrs./ \$840.00 for up to 6 hrs./ \$1140.00 for up to 8 hrs.	\$600.00 for up to 4 hrs./ \$840.00 for up to 6 hrs./ \$1140.00 for up to 8 hrs.
1814	MCAD-History Museum	Facility Rental Fees	Outdoor Garden Terrace	\$600.00 for up to 4 hrs./ \$840.00 for up to 6 hrs./ \$1140.00 for up to 8 hrs.	\$600.00 for up to 4 hrs./ \$840.00 for up to 6 hrs./ \$1140.00 for up to 8 hrs.
1815	MCAD-History Museum	Facility Rental Fees	Digital Wall Pavilion	\$600.00 for up to 4 hrs./ \$840.00 for up to 6 hrs./ \$1140.00 for up to 8 hrs.	\$600.00 for up to 4 hrs./ \$840.00 for up to 6 hrs./ \$1140.00 for up to 8 hrs.
1816	MCAD-History Museum	Facility Rental Fees	Entire 1st Floor	\$1,800.00 for 4 hrs / \$3,200.00 for 8 hrs	\$1,800.00 for 4 hrs / \$3,200.00 for 8 hrs
1817	MCAD-History Museum	Facility Rental Fees	Entire 2nd Floor	\$1,500.00 for 4 hrs / \$3,000.00 for 8 hrs	\$1,500.00 for 4 hrs / \$3,000.00 for 8 hrs
1818	MCAD-History Museum	Facility Rental Fees	First Floor Gallery	\$900.00 for 4 hrs / \$1,300.00 for 8 hrs	\$900.00 for 4 hrs / \$1,300.00 for 8 hrs
1819	MCAD-History Museum	Facility Rental Fees	Entire Museum.	\$4,000.00 for 4 hrs / \$8,000.00 for 8 hrs	\$4,000.00 for 4 hrs / \$8,000.00 for 8 hrs
1820	MCAD-History Museum	Facility Object Rental Fees	Chairs	\$2.00 each	\$2.00 each
1821	MCAD-History Museum	Facility Object Rental Fees	Table (5' rectangular)	\$10.00 per table	\$10.00 per table
1822	MCAD-History Museum	Facility Object Rental Fees	Tables (round)	\$15.00 per table	\$15.00 per table
1823	MCAD-History Museum	Facility Object Rental Fees	Sound system (includes 2 speakers, Mixer, and 2 microphones)	\$100.00	\$100.00
1824	MCAD-History Museum	Facility Object Rental Fees	Security Officer (each)	\$40.00/hour per officer	\$40.00/hour per officer
1825	MCAD-History Museum	Facility Object Rental Fees	Event staff (each)	\$40.00/hour per staff person	\$40.00/hour per staff person
1826	MCAD-History Museum	Instructional Fees	5 Day History Camps	\$60.00 members / \$75.00 non members / \$68.00 employees	\$60.00 members / \$75.00 non members / \$68.00 employees
1827	MCAD-History Museum	Instructional Fees	5 Day, half-day History Camps	\$30.00 members / \$38.00 non members / \$35.00 employees	\$30.00 members / \$38.00 non members / \$35.00 employees
1828	MCAD-History Museum	Instructional Fees	Special Event workshop	Up to \$100.00 non members/ Members 20% Discount of non-member fees/ CoEP Employees 10% Discount of non-member fees.	Up to \$100.00 non members/ Members 20% Discount of non-member fees/ CoEP Employees 10% Discount of non-member fees.
1829	MCAD-History Museum	Instructional Fees	4 Session Parent/Child Craft Classes	\$40.00 members / \$50.00 non members / \$45.00 employees	\$40.00 members / \$50.00 non members / \$45.00 employees
1830	MCAD-History Museum	Instructional Fees	6 Session Adult Classes - (ages 14 and above)	\$50.00 members / \$60.00 non members / \$55.00 employees	\$50.00 members / \$60.00 non members / \$55.00 employees
1831	MCAD-History Museum	Instructional Fees	1-Day Adult Workshop	\$45.00 members / \$55.00 non members / \$49.00 employees	\$45.00 members / \$55.00 non members / \$49.00 employees
1832	MCAD-History Museum	Instructional Fees	1-Day Youth Workshop	\$15.00 for members / \$19.00 for non-members / \$17.00 employees	\$15.00 for members / \$19.00 for non-members / \$17.00 employees
1833	MCAD-History Museum	Instructional Fees	Special programming	\$5.00 for members / \$10.00 for non-members / \$9.00 employees	\$5.00 for members / \$10.00 for non-members / \$9.00 employees
1834	MCAD-History Museum	Instructional Fees	Tour Fees -Special hands on programs for school groups	\$2.00 per student plus cost of program materials. Non-residential - \$4.00 per student plus cost of program materials	\$2.00 per student plus cost of program materials. Non-residential - \$4.00 per student plus cost of program materials
1835	MCAD-History Museum	Instructional Fees	Tour Fees -Special history tours of El Paso	Members - \$25.00 for up to 4 hrs. / Non-members - \$40.00 for up to 4 hrs./ Employees - \$36.00 for up to 4 hrs./ Non-residential-\$60.00 for up to 4 hrs.	Members - \$25.00 for up to 4 hrs. / Non-members - \$40.00 for up to 4 hrs./ Employees - \$36.00 for up to 4 hrs./ Non-residential-\$60.00 for up to 4 hrs.
1836	MCAD-History Museum	Exhibition rental fees	Permanent Collection/Curated In-house	\$500 min to \$10,000 max	\$500 min to \$10,000 max
1837	MCAD-History Museum	Exhibition rental fees	One time use copyright releases for photography	Up to \$75.00 per image	Up to \$75.00 per image
1838	MCAD-History Museum	Event Fees	Fees for lectures	\$5.00 for members / \$10.00 for non-members/ \$10.00 for non-residential	\$5.00 for members / \$10.00 for non-members/ \$10.00 for non-residential
1839	MCAD-History Museum	Event Fees	Fees for events	Free for members/\$5.00 non-members	Free for members/\$5.00 non-members
1840	MCAD-Archeology Museum	Membership fees- Archeology Museum	Teacher/Military/Senior	\$20.00	\$25.00
1841	MCAD-Archeology Museum	Membership fees- Archeology Museum	Student	\$15.00	\$20.00
1842	MCAD-Archeology Museum	Membership fees- Archeology Museum	Individual	\$25.00	\$30.00
1843	MCAD-Archeology Museum	Membership fees- Archeology Museum	Family	\$40.00	\$45.00
1844	MCAD-Archeology Museum	Membership fees- Archeology Museum	Military Family	\$35.00	\$40.00
1845	MCAD-Archeology Museum	Membership fees- Archeology Museum	Folsom	\$100.00	\$100.00
1846	MCAD-Archeology Museum	Membership fees- Archeology Museum	Clovis	\$250.00	\$250.00
1847	MCAD-Archeology Museum	Membership fees- Archeology Museum	Keystone	\$500.00	\$500.00
1848	MCAD-Archeology Museum	Membership fees- Archeology Museum	Chert (Corporate circle)	\$1,000.00	\$1,000.00
1849	MCAD-Archeology Museum	Facility Rental Fees	Entire Museum.	\$500.00 for up to 4 hrs./\$750.00 for up to 6 hrs./\$1,250.00 for up to 8 hrs.	\$500.00 for up to 4 hrs./\$750.00 for up to 6 hrs./\$1,250.00 for up to 8 hrs.
1850	MCAD-Archeology Museum	Facility Rental Fees	Auditorium Gallery	\$240.00 for up to 4 hrs / \$360.00 for up to 6 hrs / \$480.00 for up to 8 hrs.	\$240.00 for up to 4 hrs / \$360.00 for up to 6 hrs / \$480.00 for up to 8 hrs.
1851	MCAD-Archeology Museum	Facility Rental Fees	Gazebo	\$240.00 for up to 4 hrs./ \$360.00 for up to 6 hrs./ \$480.00 for up to 8 hrs.	\$240.00 for up to 4 hrs./ \$360.00 for up to 6 hrs./ \$480.00 for up to 8 hrs.
1852	MCAD-Archeology Museum	Facility Rental Fees	Lab Room	\$120.00 for up to 4 hrs./ \$170.00 for up to 6 hrs./ \$210.00 for up to 8 hrs.	\$120.00 for up to 4 hrs./ \$170.00 for up to 6 hrs./ \$210.00 for up to 8 hrs.
1853	MCAD-Archeology Museum	Facility Object Rental Fees	Security Officer (each)	\$30.00/hour	\$30.00/hour
1854	MCAD-Archeology Museum	Facility Object Rental Fees	Audio Visual Operator (each)	\$30.00/hour	\$30.00/hour
1855	MCAD-Archeology Museum	Facility Object Rental Fees	Event staff (each)	\$40.00/hour	\$40.00/hour

FY 2025 Schedule C
Departmental Fee List

2025 Line No.	Department	Fee Description	Detail	FY 2024 Revised Fees	FY 2025 Proposed Fees
1856	MCAD-Archeology Museum	Instructional Fees	Camp Fees for all camps (per child up to age to 14)	Up to \$55.00 for members/up to \$70.00 for non-members/up to \$70.00 for non-residents/ up to \$63.00 for employees	Up to \$55.00 for members/up to \$70.00 for non-members/up to \$70.00 for non-residents/ up to \$63.00 for employees
1857	MCAD-Archeology Museum	Instructional Fees	Parent/child workshop (1 parent and up to 2 children)	Up to \$25.00 for members/Up to \$35.00 non-members/Up to \$35.00 non-residents/Up to \$31.00	Up to \$25.00 for members/Up to \$35.00 non-members/Up to \$35.00 non-residents/Up to \$31.00
1858	MCAD-Archeology Museum	Instructional Fees	Child workshop (ages 6-17)	Up to \$20.00 for members/Up to \$35.00 non-members/Up to \$35.00 non-residents/Up to \$31.00	Up to \$20.00 for members/Up to \$35.00 non-members/Up to \$35.00 non-residents/Up to \$31.00
1859	MCAD-Archeology Museum	Instructional Fees	Adult workshops (ages 18 and older)	Up to \$50.00 for members plus materials cost/Up to \$75.00 for non-members plus materials cost/Up to \$75.00 for non-members plus materials cost/Up to \$67.00 for employees plus materials cost	Up to \$50.00 for members plus materials cost/Up to \$75.00 for non-members plus materials cost/Up to \$75.00 for non-members plus materials cost/Up to \$67.00 for employees plus materials cost
1860	MCAD-Archeology Museum	Instructional Fees	Conference Fees	\$35.00 + material fee per person-pre registration/\$45.00 + material fee per person at the door/\$28.00 + material fee for students w/ID/ \$55.00 + material fee per person-pre registration for non residents/\$40.00 + material fee for employees	\$35.00 + material fee per person-pre registration/\$45.00 + material fee per person at the door/\$28.00 + material fee for students w/ID/ \$55.00 + material fee per person-pre registration for non residents/\$40.00 + material fee for employees
1861	MCAD-Archeology Museum	Event Fees	Museum special events fees (per person)	Members up to \$60.00 per person/ Non members up to \$95.00/ Non residents up to \$95.00	Members up to \$60.00 per person/ Non members up to \$95.00/ Non residents up to \$95.00
1862	MCAD-Archeology Museum	Instructional Fees	Creative workshops	Up to \$25.00 for up to 4 hours for members, up to \$40.00 for up to 4 hours for non-members, up to \$40.00 for up to 4 hours for non-residents, \$36.00 for up to 4 hours for	Up to \$25.00 for up to 4 hours for members, up to \$40.00 for up to 4 hours for non-members, up to \$40.00 for up to 4 hours for non-residents, \$36.00 for up to 4 hours for
1863	MCAD-Archeology Museum	Tour Fees	Archeological tours - in El Paso County	\$50.00 for up to 8 hours and \$25.00 for up to 4 hours for members; \$80.00 for up to 8 hours and \$40.00 for up to 4 hours for non-members	\$50.00 for up to 8 hours and \$25.00 for up to 4 hours for members; \$80.00 for up to 8 hours and \$40.00 for up to 4 hours for non-members
1864	MCAD-Archeology Museum	Tour Fees	Archeological tours - outside of El Paso	Cost + 15% administration costs	Cost + 15% administration costs
1865	MCAD-Archeology Museum	Facility Object Rental Fees	Chairs	\$2.00 each	\$2.00 each
1866	MCAD-Archeology Museum	Facility Object Rental Fees	Table (6' rectangular)	\$10.00 per table	\$10.00 per table
1867	MCAD-Archeology Museum	Facility Object Rental Fees	Tables (3' cocktail round)	\$10.00 per table	\$10.00 per table
1868	MCAD-Archeology Museum	Facility Object Rental Fees	Sound system (includes 1 speakers, Mixer, and 1 microphone)	\$75.00	\$75.00
1869	MCAD-Archeology Museum; MCAD-History Museum	Event Fees	Vendor fees for onsite commercial vendors	Up to \$60.00 members/Up to \$100.00 non-members/Up to \$100.00 non-residents	Up to \$60.00 members/Up to \$100.00 non-members/Up to \$100.00 non-residents
1870	MCAD-Archeology Museum; MCAD-History Museum	Instructional Fees	One Day Camp Fee (per child up to age of 14)	Up to \$15.00 members/Up to \$20.00 non-members/Up to \$20.00 non-residents/Up to \$18.00 employees	Up to \$15.00 members/Up to \$20.00 non-members/Up to \$20.00 non-residents/Up to \$18.00 employees
1871	MCAD-Archeology Museum; MCAD-History Museum	Object loan fee	Permanent Collection Lending	Up to \$100.00 per object	Up to \$100.00 per object
1872	MCAD-Archeology Museum; MCAD-History Museum; MCAD Art Museum	Event Fees	Admission Fees to special art, culture and heritage events, competitions and/or programs	\$1.00 to \$100.00 per person; up to \$1.05 per person for non residents	\$1.00 to \$100.00 per person; up to \$1.05 per person for non residents
1873	MCAD-Cultural Affairs Division	Miscellaneous non-operating revenues	Vendor booth fees for cultural and heritage tourism events	Up to \$900.00 per booth for food, arts & crafts vendors/ Up \$1,000 per booth for food, arts & crafts non resident vendors	Up to \$900.00 per booth for food, arts & crafts vendors/ Up \$1,000 per booth for food, arts & crafts non resident vendors
1874	Museum and Cultural Affairs Department - Public Art	Miscellaneous non-operating revenues	Application Fee for request to customize illumination of Artwork called 1-10 corridor aesthetic improvement project	\$50 / \$45 non-profit	\$50 / \$45 non-profit
1875	MCAD-Museums Division	Miscellaneous non-operating revenues	Object loan fee- Non-profit institution (US) with 6 months notice	First object - \$150.00 per object/per venue; each additional object - \$50.00/venue; with less than six months notice	First object - \$150.00 per object/per venue; each additional object - \$50.00/venue; with less than six months notice
1876	MCAD-Museums Division	Miscellaneous non-operating revenues	Object loan fee- Non-profit institution (US) without 6 months notice	First Object - \$250 per object/per venue; each additional object - \$200/venue	First Object - \$250 per object/per venue; each additional object - \$200/venue
1877	MCAD-Museums Division	Miscellaneous non-operating revenues	Object loan fee- Non-profit institution (Foreign) with 9 months notice	First object - \$300.00 per object/per venue; each additional object - \$200.00/venue	First object - \$300.00 per object/per venue; each additional object - \$200.00/venue
1878	MCAD-Museums Division	Miscellaneous non-operating revenues	Object loan fee- Non-profit institution (Foreign) without 9 months notice	First object - \$400.00 per object/per venue; each additional object - \$300.00/venue	First object - \$400.00 per object/per venue; each additional object - \$300.00/venue
1879	MCAD-Museums Division	Miscellaneous non-operating revenues	Object loan fee- For-profit institution (US) with a minimum of 6 months notice	First object - \$500.00 per object/per venue; each additional object - \$400.00/venue	First object - \$500.00 per object/per venue; each additional object - \$400.00/venue
1880	MCAD-Museums Division	Miscellaneous non-operating revenues	Object loan fee- For-profit institution (US) with less than 6 months notice	First object - \$750.00 per object/per venue; each additional object - \$650.00/venue	First object - \$750.00 per object/per venue; each additional object - \$650.00/venue
1881	MCAD-Museums Division	Miscellaneous non-operating revenues	Object loan fee- For-profit institution (foreign) with 9 months notice	First object - \$1,500.00 per object/per venue; each additional object - \$1,400.00/venue	First object - \$1,500.00 per object/per venue; each additional object - \$1,400.00/venue
1882	MCAD-Museums Division	Miscellaneous non-operating revenues	Object loan fee- For-profit institution (foreign) without 9 months notice	First object - \$2,500.00 per object/per venue; each additional object - \$2,400.00/venue	First object - \$2,500.00 per object/per venue; each additional object - \$2,400.00/venue
1883	MCAD-Museums Division	Miscellaneous non-operating revenues	Fees for exhibitions organized by the El Paso Museum of Art, El Paso Museum of Archaeology or El Paso Museum of History	Package off/ from 5 to 200 objects including framing, educational material, and graphics - \$5,000 to \$40,000	Package off/ from 5 to 200 objects including framing, educational material, and graphics - \$5,000 to \$40,000
1884	MCAD-Museums Division	Miscellaneous non-operating revenues	Fees for extended loans (over one year)	\$100.00 per object/per year up to \$5,001.00	\$100.00 per object/per year up to \$5,001.00
1885	MCAD- Mexican American American Cultural Center	Event Fees	MACC: Vendor fees for onsite commercial vendors		Up to \$60.00 dollars residents; Up to \$100.00 non-residents
1886	MCAD- Mexican American American Cultural Center	Event Fees	MACC: Admission-based to special art, culture and heritage events, competitions and/or programs		\$1.00 to \$100.00 per person; up to \$5 to \$150 per person for non residents
1887	MCAD- Mexican American American Cultural Center	Event Fees	MACC: Fees for lectures		\$5.00 for members / \$10.00 for non-residential
1888	MCAD- Mexican American American Cultural Center	Event Fees	MACC: Fees for Events		\$5.00 for residents; \$10/ for non-residents

FY 2025 Schedule C
Departmental Fee List

2025 Line No.	Department	Fee Description	Detail	FY 2024 Revised Fees	FY 2025 Proposed Fees
1889	MCAD- Mexican American Cultural Center	Facility Object Rentals	MACC: Security Officer (each)		\$40.00/hour per officer
1890	MCAD- Mexican American Cultural Center	Facility Object Rentals	MACC: Event staff (each)		\$40.00/hour per staff person
1891	MCAD- Mexican American Cultural Center	Facility Object Rentals	MACC: Chairs		\$8.00 each Black chairs
1892	MCAD- Mexican American Cultural Center	Facility Object Rentals	MACC: Tables (plastic 6' and 48' round)		\$15.00 each
1893	MCAD- Mexican American Cultural Center	Facility Object Rentals	MACC: Tablecloths		\$10 each
1894	MCAD- Mexican American Cultural Center	Facility Object Rentals	MACC: Podium/sound system (Auditorium/blackbox)		\$100.00 each
1895	MCAD- Mexican American Cultural Center	Facility Object Rentals	MACC: Projector		\$100.00 each
1896	MCAD- Mexican American Cultural Center	Facility Object Rentals	MACC: Tent (10' x 10', 2 available)		\$25.00 each
1897	MCAD- Mexican American Cultural Center	Facility Object Rentals	MACC: Security Officer		\$40.00 per hour
1898	MCAD- Mexican American Cultural Center	Facility Object Rentals	MACC: Audio Visual Operator		\$40.00 per hour
1899	MCAD- Mexican American Cultural Center	Facility Object Rentals	MACC: Event staff (each)		\$40.00 per hour
1900	MCAD- Mexican American Cultural Center	Facility Object Rentals	MACC: Cocktail Tables		\$12.00 each
1901	MCAD- Mexican American Cultural Center	Facility Object Rentals	MACC: Linens (Black)		\$15.00 each
1902	MCAD- Mexican American Cultural Center	Facility Object Rentals	MACC: Small Portable Speaker with Microphone		\$50.00 each
1903	MCAD- Mexican American Cultural Center	Facility Object Rentals	MACC: Portable Art Walls		\$25.00 per wall
1904	MCAD- Mexican American Cultural Center	Facility Rental Fees	MACC: MACC Lobby		\$225 /hr for up to 4 hours / \$450/hr for up to 8 hours
1905	MCAD- Mexican American Cultural Center	Facility Rental Fees	MACC: Stepped Terrace LED Screen		\$125 /hr for up to 4 hours / \$75/hr for up to 8 hours
1906	MCAD- Mexican American Cultural Center	Facility Rental Fees	MACC: Seminar Room		\$150/hr for up to 4 hours / \$300/hr for up to 8 hours
1907	MCAD- Mexican American Cultural Center	Facility Rental Fees	MACC: MACC Gallery		up to \$525/hr for up to 4 hours / up to \$1050/hr for up to 8 hours
1908	MCAD- Mexican American Cultural Center	Facility Rental Fees	MACC Auditorium: 2hrs. to 8 hrs.		up to \$500/hr for up to 4 hours / up to \$1000/hr for up to 8 hours
1909	MCAD- Mexican American Cultural Center	Facility Rental Fees	MACC: Community Gallery: up to 2 hrs.		up to \$275
1910	MCAD- Mexican American Cultural Center	Facility Rental Fees	MACC: Community Gallery:4hrs. to 8 hrs.		\$100/hr for up to 4 hours / \$75/hr for up to 8 hours
1911	MCAD- Mexican American Cultural Center	Facility Rental Fees	MACC: Teaching Kitchen: 4hrs. to 8 hrs.		\$400/hr for up to 4 hours / \$375/hr for up to 8 hours
1912	MCAD- Mexican American Cultural Center	Facility Rental Fees	MACC: Board Room		\$150/hr for up to 4 hours / \$100/hr for up to 8 hours
1913	MCAD- Mexican American Cultural Center	Facility Rental Fees	MACC: Conference Room		\$150/hr for up to 4 hours / \$100/hr for up to 8 hours
1914	MCAD- Mexican American Cultural Center	Facility Rental Fees	MACC: Classrooms (each)		\$150/hr for up to 4 hours / \$75/hr for up to 8 hours
1915	MCAD- Mexican American Cultural Center	Facility Rental Fees	MACC: Recording Studio		\$75/hr for up to 4 hours; \$55/hr for up to 8 hours
1916	MCAD- Mexican American Cultural Center	Facility Rental Fees	MACC: Recording Studio AV/Engineer		\$40/hr for up to 4 hours - 8hrs
1917	MCAD- Mexican American Cultural Center	Facility Rental Fees	MACC: Black Box Theatre - Meeting Space		Up to \$300/hr for up to 4 hours; up to \$250 for up to 8 hours
1918	MCAD- Mexican American Cultural Center	Facility Rental Fees	MACC: Black Box Theatre- Production		up to \$500/hr for up to 4 hours / up to \$375/hr for up to 8 hours
1919	MCAD- Mexican American Cultural Center	Facility Rental Fees	MACC: Roof-Top Café		up to \$500/hr for up to 4 hours / up to \$1000/hr for up to 8 hours
1920	MCAD- Mexican American Cultural Center	Facility Rental Fees	MACC: Maker Studios		\$150/hr for up to 4 hours / \$112/hr for up to 8 hours
1921	MCAD- Mexican American Cultural Center	Facility Rental Fees	MACC: Digital Art Studio/ Media Arts workshop		\$150/hr for up to 4 hours / \$100/hr for up to 8 hours
1922	MCAD- Mexican American Cultural Center	Facility Rental Fees	MACC: Hands On Art Studio		\$150/hr for up to 4 hours / \$100/hr for up to 8 hours
1923	MCAD- Mexican American Cultural Center	Facility Rental Fees	MACC: Entire Facility		\$6,000.00 for 4 hrs / \$10,000.00 for 8 hrs
1924	MCAD- Mexican American Cultural Center	Instructional Fees	MACC: One Day Camp Fee (per child up to age of 14)		Up to \$25.00/Up to \$50.00 non-residents/Up to \$20 employees
1925	MCAD- Mexican American Cultural Center	Instructional Fees	MACC: Creative workshops		Up to \$50 for up to 4 hours for residents, up to \$75 for up to 4 hours for non-residents, \$30 for up to 4 hours for employees
1926	MCAD- Mexican American Cultural Center	Instructional Fees	MACC: Cooking/Tasting Classes and supplies		up to \$100 per person
1927	MCAD- Mexican American Cultural Center	Instructional Fees	MACC: Dance Classes		up to \$50 per person
1928	MCAD- Mexican American Cultural Center	Instructional Fees	MACC: Maker Space Classes		up to \$50 per person
1929	MCAD- Mexican American Cultural Center	Instructional Fees	MACC: Theatre/Acting Classes		up to \$50 per person
1930	MCAD- Mexican American Cultural Center	Instructional Fees	MACC: 5 Day Culture Camps		\$60.00 residents / \$75.00 non residents / \$50.00 employees
1931	MCAD- Mexican American Cultural Center	Instructional Fees	MACC: 5 Day, half-day Culture Camps		\$30.00 residents / \$38.00 non residents / \$25.00 employees
1932	MCAD- Mexican American Cultural Center	Instructional Fees	MACC: Special Event workshop		Up to \$100.00 residents/ up to \$150 nonresidents
1933	MCAD- Mexican American Cultural Center	Instructional Fees	MACC: 4 Session Parent/Child Craft Classes		\$40.00 residents / \$50.00 residents / \$40.00 employees
1934	MCAD- Mexican American Cultural Center	Instructional Fees	MACC: 6 Session Adult Classes - (ages 14 and above)		\$50.00 residents/ \$60.00 nonresidents / \$45.00 employees
1935	MCAD- Mexican American Cultural Center	Instructional Fees	MACC: 1-Day Adult Workshop		\$45.00 residents / \$55.00 non-residents / \$25.00 employees
1936	MCAD- Mexican American Cultural Center	Instructional Fees	MACC: 1-Day Youth Workshop		\$15.00 for residents / \$20.00 for non-residents/ \$10.employees

FY 2025 Schedule C
Departmental Fee List

2025 Line No.	Department	Fee Description	Detail	FY 2024 Revised Fees	FY 2025 Proposed Fees
1937	MCAD- Mexican American Cultural Center	Event Fees	MACC: Tour Fees -Special history tours of El Paso Cultural Sites		Residents - \$25.00 for up to 4 hrs. / Non-residents - \$40 for up to 4 hrs./ Employees - \$36.00 for up to 4 hrs.
1938	MCAD- Mexican American Cultural Center	Event Fees	MACC: Tour Fees -Special hands on programs for school groups		\$2.00 per student plus cost of program materials. Non-residential - \$4.00 per student plus cost of program materials
1939	MCAD- Mexican American Cultural Center	Event Fees	MACC: Special Event workshop		Up to \$100.00 residents/ up to \$150 nonresidents
1940	MCAD- Mexican American Cultural Center	Instructional Fees	MACC: 4 Session Parent/Child Craft Classes		\$40.00 residents / \$50.00 nonresidents / \$30.00 employees
1941	MCAD- Mexican American Cultural Center	Instructional Fees	Instructional Fees- MACC: 6 Session Adult Classes - (ages 14 and above)		\$50.00 residents/ \$60.00 non-residents/ \$50.00 employees
1942	MCAD- Mexican American Cultural Center	Instructional Fees	MACC: 1-Day Adult Workshop		\$45.00 residents/ \$55.00 non-residents / \$45.00 employees
1943	MCAD- Mexican American Cultural Center	Instructional Fees	MACC: 1-Day Youth Workshop		\$15.00 for non-residents / \$19.00 for non-residents / \$57.00 employees
1944	MCAD- Mexican American Cultural Center	Event Fees	MACC: Special programming		\$5.00 for residents / \$10.00 for non-residents / \$5 employees
1945	MCAD- Mexican American Cultural Center	Event Fees	MACC: Program Registration		3hr - \$35/6 hr - \$50
1946	MCAD- Mexican American Cultural Center	Membership Fees	MACC: MACC Compadres/Comadres		Up to \$500
1947	MCAD- Mexican American Cultural Center	Membership Fees	MACC: MACC Compadres/Comadres		10% discount on MACC classes, programs, activities
1948	MCAD - El Paso Museum of History / Archaeology	Event Fees	Admission Fees to special art, culture and heritage events, competitions and/or programs and exhibits	Up to \$50.00 for up to 8 hours for nonprofit organizations; up to \$100.00 for up to 8 hours for for-profit organizations	Up to \$50.00 for up to 8 hours for nonprofit organizations; up to \$100.00 for up to 8 hours for for-profit organizations
1949	Aviation	FTZ Transaction Fees	Transaction Fee	\$15.00	\$20.00
1950	Aviation	FTZ Transaction Fees	High Volume Admissions 0-150	\$15.00	\$20.00
1951	Aviation	FTZ Transaction Fees	High Volume Admissions 151-300	\$12.00	\$17.00
1952	Aviation	FTZ Transaction Fees	High Volume Admissions > 301	\$10.00	\$15.00
1953	Aviation	FTZ Transaction Fees	Blanket Admission	\$100.00	\$150.00
1954	Aviation	FTZ Transaction Fees	Training Seminar	\$150.00	\$250.00
1955	Aviation	FTZ Transaction Fees	Weekly Transportation and Exportation	\$30.00	\$50.00
1956	Aviation	FTZ Transaction Fees	Weekly Entry	\$30.00	\$50.00
1957	Aviation	FTZ Transaction Fees	Direct Delivery Admission, Daily cumulative 214	\$75.00	\$100.00
1958	Aviation	FTZ Transaction Fees	Direct Delivery Admission, Subsequent 214	\$15.00	\$20.00
1959	Aviation	FTZ Transaction Fees	Cartage Document Fee	\$15.00	\$20.00
1960	Aviation	FTZ Transaction Fees	Application Fee, Subzone	\$10,000.00	\$10,000.00
1961	Aviation	FTZ Transaction Fees	Application Fee, New General Purpose Site (Minor Boundary Modification)	\$3,000.00	\$3,000.00
1962	Aviation	FTZ Transaction Fees	Application Fee, Expansion Site (Magnet)	\$5,000.00	\$5,000.00
1963	Aviation	FTZ Transaction Permit	Activation Fee, General Purpose Site	\$2,000.00	\$2,000.00
1964	Aviation	FTZ Transaction Permit	Activation, Sub-Zone Fee	\$5,000.00	\$5,000.00
1965	Aviation	FTZ Transaction Permit	Alteration Request	\$300.00	\$500.00
1966	Aviation	FTZ Transaction Permit	Annual Subzone Fee, per Site in GP Zone	\$20,000.00	\$20,000.00
1967	Aviation	FTZ Transaction Permit	Annual Subzone Fee, per Site outside GP Zone	\$20,000.00	\$20,000.00
1968	Aviation	FTZ Transaction Permit	Annual Fee, Manufacturing Operator	\$15,000.00	\$15,000.00
1969	Aviation	FTZ Transaction Permit	Annual Fee, Distribution Site Operator	\$20,000.00	\$20,000.00
1970	Aviation	FTZ Transaction Permit	Annual Fee, FTZ User/Operator (Reduced by total yearly Transaction Fees) (Minimum is \$0)	\$2,000.00	\$2,000.00
1971	Aviation	FTZ Event Fees	Admission fee for special events, per person)	up to \$200.00	up to \$200.00
1972	Aviation	Vendor Booth Fees	Vendor fees for onsite commercial vendors	up to \$500.00	up to \$500.00
1973	Aviation	Event Sponsor Fees	Custom sponsorship packages may include, but are not limited to: booth space, table and chair usage, ability to hand out marketing materials or goodies, tickets to the event, website and/or map advertising, in-kind, acknowledgment as sponsor on: event banner, press releases, event programs, map inserts, in email and social media, TV, radio, internet, billboards, flyers, and/or posters.	\$250.00 to 15,000.00	\$250.00 to 15,000.00
1974	Aviation	FTZ Transaction Fees	FTZ Consulting Fee - Hourly	\$100.00	\$200.00
1975	Aviation	FTZ Transaction Fees	Business Analysis Fee - Hourly	\$100.00	\$200.00
1976	Aviation	Customer Facility Charge	Fee imposed by the City of El Paso and collected by On-Airport Car Rental Concessionaires on a per transaction day basis.	\$3.50 per transaction day	\$3.50 per transaction day
1977	Aviation	Aircraft Parking (Dead Storage)	Under 80,000 lbs.	\$30.00/day	\$30.00/day
1978	Aviation	Aircraft Parking (Dead Storage)	Over 80,000 lbs.	\$100.00/day	\$100.00/day
1979	Aviation	Aircraft Parking (RON)	Remain Overnight (RON) Aircraft Parking	\$20.00/day	\$20.00/day
1980	Aviation	Ground Service Equipment Parking	Rental of Parking Area for Airline Ground Service Equipment	\$2.70 per Square Foot per Year	\$2.70 per Square Foot per Year
1981	Aviation	Fuel Flowage Fees	Fuel Flowage Fees	\$0.08 per gallon	\$0.08 per gallon
1982	Aviation	Annual Shuttle Service Permit	Application	\$150.00 per vehicle	\$150.00 per vehicle
1983	Aviation	Off-Airport Rental Car Permit	Off-Airport Rental Car Permit	10% gross receipts	10% gross receipts
1984	Aviation	Annual Taxicab Permit	Annual Taxicab Permit	\$250.00 per vehicle or \$20.83/mo.	\$250.00 per vehicle or \$20.83/mo.
1985	Aviation	Cost Recovery Rates	SIDA Badge Issue	\$110.00	\$110.00
1986	Aviation	Cost Recovery Rates	AOA Badge Issue	\$45.00	\$45.00
1987	Aviation	Cost Recovery Rates	AOA Badge Renewal	\$35.00	\$35.00
1988	Aviation	Cost Recovery Rates	SIDA/ Sterile area badge renewal	\$70.00	\$70.00
1989	Aviation	Cost Recovery Rates	Reimbursement for Lost Not Returned Badges	\$110.00	\$110.00
1990	Aviation	Cost Recovery Rates	Daily Terminal Rental Rate (Non-Signatory) - Terminal Rate (Non-Signatory) divided by 360 days X Number of Rented Square Feet = Daily Terminal Rental Rate	Will be based on Rates & Charges	Will be based on Rates & Charges
1991	Aviation	Cost Recovery Rates	Gate Use Fee Charge per Turn Around	\$125.00	\$125.00

FY 2025 Schedule C
Departmental Fee List

2025 Line No.	Department	Fee Description	Detail	FY 2024 Revised Fees	FY 2025 Proposed Fees
1992	Aviation	Cost Recovery Rates	International Arrivals Area Charge per Deplaned International Passenger	Will be based on Rates & Charges	Will be based on Rates & Charges
1993	Aviation	Cost Recovery Rates	Administrative Charge for Work Completed by the El Paso International Airport.	Work completed by El Paso International Airport on behalf of airport tenants will be assessed an administrative charge of \$40.00 when the costs for such work exceeds \$100.00.	Work completed by El Paso International Airport on behalf of airport tenants will be assessed an administrative charge of \$40.00 when the costs for such work exceeds \$100.00.
1994	Aviation	Cost Recovery Rates	Commercial Air Carriers Parking Fees	\$35.00 Per Year per Vehicle	\$35.00 Per Year per Vehicle
1995	Aviation	Public Parking Short Term (ST)	ST 0 – 10 min.	Free	Free
1996	Aviation	Public Parking Short Term (ST)	ST 11 min – 1 hr.	\$1.00	\$1.00
1997	Aviation	Public Parking Short Term (ST)	ST Each Additional Hour	\$1.00	\$1.00
1998	Aviation	Public Parking Short Term (ST)	ST Max each 24 hrs.	\$17.00	\$17.00
1999	Aviation	Public Parking Long Term (LT)	LT 0 – 10 min	Free	Free
2000	Aviation	Public Parking Long Term (LT)	LT 11 min. - 1 hr.	\$1.00	\$1.00
2001	Aviation	Public Parking Long Term (LT)	LT Each Additional Hour	\$1.00	\$1.00
2002	Aviation	Public Parking Long Term (LT)	LT Max. each 24 hrs.	\$7.00	\$7.00
2003	Aviation	Oversized Vehicle Parking Fee	Fee for parking of oversized vehicles such as motor homes, buses, utility vehicles, etc.	Double the otherwise applicable Public Parking Short Term & Long Term Parking Fee	Double the otherwise applicable Public Parking Short Term & Long Term Parking Fee
2004	Aviation	Premium Parking Fee	Reserved Parking Space	\$20.00 per day	\$20.00 per day
2005	Aviation	Transportation-for-hire TNC Vehicle Fee	Transportation-for-hire Trip Fee / Per TNC Trip Originating or Ending at the Airport	\$2.00 per trip	\$2.00 per trip
2006	Aviation	Cost Recovery Rates	Daily Cargo Building Rental Rate - Cargo Building Rate divided by 360 days X Number of Rented Square Feet = Daily Cargo Building Rental Rate	\$0.0221 per square foot per day	\$0.0221 per square foot per day
2007	Aviation	Cost Recovery Rates	Daily Cargo fee	Up to 4 hours - \$91.71 4 Hours to 24 Hours - \$183.43	Up to 4 hours - \$91.71 4 Hours to 24 Hours - \$183.43
2008	Aviation	Digital Welcome message fee		\$0.00	up to \$500
2009	Aviation	FTZ Transaction Fees: Software Integration Fee			\$2,500.00
2010	Aviation	FTZ Transaction Permit: Annual Subzone Fee, per Site in GP Zone - 2nd Site			\$15,000.00
2011	Aviation	FTZ Transaction Permit: Annual Subzone Fee, per Site in GP Zone - 3rd to 10th Site (each)			\$10,000.00
2012	Aviation	FTZ Transaction Fees: Onsite Training Session			\$1,000.00
2013	Aviation	FTZ Transaction Permit: Annual Subzone Fee, per Site outside GP Zone - 2nd Site			\$15,000.00
2014	Aviation	FTZ Transaction Permit: Annual Subzone Fee, per Site outside GP Zone - 3rd to 10th Site (each)			\$10,000.00
2015	Aviation	FTZ Transaction Permit: Annual Fee, FTZ Startup Distribution Site Operator (First Year)			\$8,000.00
2016	Public Health	FOOD			
2017	Public Health	Temporary Establishment	Exposed or Unexposed Food	\$79.00 plus applicable tech fee	\$79.00 plus applicable tech fee
2018	Public Health	Recurrent Establishment	Exposed or Unexposed Food	\$265.00 plus applicable tech fee	\$265.00 plus applicable tech fee
2019	Public Health	Seasonal Establishment	Exposed or Unexposed Food	\$158.00	\$158.00
2020	Public Health	Home Child Care Facility	12 or less	\$79.00	\$79.00
2021	Public Health	Day Care Center	More Than 12 Recipients	\$170.00	\$170.00
2022	Public Health	Charitable/Non-Profit Organization	Exempt from permit and license fees.	EXEMPT	EXEMPT
2023	Public Health	Mobile Food Establishment	Exposed Food or Unexposed Food	\$163.00	\$163.00
2024	Public Health	Kiosk Service	Kiosk Service for new permits	\$105.00	\$105.00
2025	Public Health	Food Service Establishment Food Product Establishment	Under 3,000 Square Feet	\$174.00	\$174.00
2026	Public Health	Food Service Establishment Food Product Establishment - Late Fee on permits past 30 days from expiration date	20% of renewal fee with a license expiration date of one year from original expiration date	\$174.00 plus 20% late fee	\$174.00 plus 20% late fee
2027	Public Health	Food Service Establishment Food Product Establishment	3,001 To 6,000 Square Feet	\$344.00 plus applicable tech fee	\$344.00 plus applicable tech fee
2028	Public Health	Food Service Establishment Food Product Establishment - Late Fee on permits past 30 days from expiration date	20% of renewal fee with a license expiration date of one year from original expiration date	\$344.00 plus 20% late fee	\$344.00 plus 20% late fee
2029	Public Health	Food Service Establishment Food Product Establishment	6,001 To 9,000 Square Feet	\$515.00 plus applicable tech fee	\$515.00 plus applicable tech fee
2030	Public Health	Food Service Establishment Food Product Establishment - Late Fee on permits past 30 days from expiration date	20% of renewal fee with a license expiration date of one year from original expiration date	\$515.00 plus 20% late fee	\$515.00 plus 20% late fee
2031	Public Health	Food Service Establishment Food Product Establishment	9,001 Or More Square Feet	\$685.00 plus applicable tech fee	\$685.00 plus applicable tech fee
2032	Public Health	Food Service Establishment Food Product Establishment - Late Fee on permits past 30 days from expiration date	20% of renewal fee with a license expiration date of one year from original expiration date	\$685.00 plus 20% late fee	\$685.00 plus 20% late fee
2033	Public Health	Outdoor Market	Outdoor produce sales	\$163.00 plus applicable tech fee	\$163.00 plus applicable tech fee
2034	Public Health	Adult Foster Care Home/Private Care Home	4 Or Less Care Recipients	\$79.00	\$79.00
2035	Public Health	Personal Care Home	5-8 Care Recipients	\$105.00	\$105.00
2036	Public Health	Personal Care Home	9-18 Care Recipients	\$158.00	\$158.00
2037	Public Health	Booklets	Chapter 9.12	\$5.00	\$5.00
2038	Public Health	Booklets	Texas Food Establishment Rules	\$10.00	\$10.00
2039	Public Health	Plan Review	Under 3,000 Square Feet	\$105.00 plus applicable tech fee	\$105.00 plus applicable tech fee
2040	Public Health	Plan Review	3,001 To 6,000 Square Feet	\$158.00 plus applicable tech fee	\$158.00 plus applicable tech fee
2041	Public Health	Plan Review	6,001 To 9,000 Square Feet	\$210.00 plus applicable tech fee	\$210.00 plus applicable tech fee
2042	Public Health	Plan Review	More Than 9,000 Square Feet	\$263.00 plus applicable tech fee	\$263.00 plus applicable tech fee
2043	Public Health	Plan Review	Facility Remodel	\$105.00	\$105.00
2044	Public Health	Plan Review Fee Plus Expedited Fee	Regular plan review is within within 3 to 7 business days	Applicable plan review fee plus \$158	Applicable plan review fee plus \$158

FY 2025 Schedule C
Departmental Fee List

2025 Line No.	Department	Fee Description	Detail	FY 2024 Revised Fees	FY 2025 Proposed Fees
2045	Public Health	Administrative Change Fee	Change in business name, change in equipment, significant change in menu, and/or other deviation from original application with no change in ownership	\$105.00	\$105.00
2046	Public Health	Site Assessment	Under 200 Sq. Ft-No Potentially Hazardous Food, Mobile, Recurrent, Outdoor Market, Home Day Care, Adult, Foster Or Personal Care. Meat establishment/warehouse/food processing plant under direct supervision of an authorized Federal or State inspection agency.	\$47.00 plus applicable tech fee	\$47.00 plus applicable tech fee
2047	Public Health	Site Assessment	Under 3,000 Square Feet	\$105.00 plus applicable tech fee	\$105.00 plus applicable tech fee
2048	Public Health	Site Assessment	3,001 To 6,000 Square Feet	\$158.00 plus applicable tech fee	\$158.00 plus applicable tech fee
2049	Public Health	Site Assessment	6,001 To 9,000 Square Feet,	\$210.00 plus applicable tech fee	\$210.00 plus applicable tech fee
2050	Public Health	Site Assessment	More Than 9,000 Square Feet	\$263.00 plus applicable tech fee	\$263.00 plus applicable tech fee
2051	Public Health	Re-Inspection Fee	Re-Inspection	\$85.00 plus applicable tech fee	\$85.00 plus applicable tech fee
2052	Public Health	Food Establishment Permit	Duplicate	\$15.00	\$15.00
2053	Public Health	Food Handler/Manager	Duplicate	\$15.00	\$15.00
2054	Public Health	Signs	Ground Meat	N/C	N/C
2055	Public Health	Signs	Hand wash	N/C	N/C
2056	Public Health	Signs	Oyster	N/C	N/C
2057	Public Health	Signs	Buffet	N/C	N/C
2058	Public Health	Signs	Smoking	N/C	N/C
2059	Public Health	Signs	Food Safety (Restrooms)	N/C	N/C
2060	Public Health	Application Annual Processing Fee		\$59.00	\$59.00
2061	Public Health	Condemnation Fee	Under 500 Lbs.	N/C	Delete
2062	Public Health	Condemnation Fee	501 Lbs. To 1,000 Lbs.	N/C	N/C
2063	Public Health	Condemnation Fee	1,001 To 3,000 Lbs.	\$105.00	\$105.00
2064	Public Health	Condemnation Fee	3,001 To 5,000 Lbs.	\$210.00	\$210.00
2065	Public Health	Condemnation Fee	5,001 To 10,000 Lbs.	\$315.00	\$315.00
2066	Public Health	Condemnation Fee	10,001 To 25,000 Lbs.	\$420.00	\$420.00
2067	Public Health	Condemnation Fee	25,001 To 40,000 Lbs.	\$525.00	\$525.00
2068	Public Health	Condemnation Fee	Over 40,000 Lbs.	\$630.00	\$630.00
2069	Public Health	HACCP Plan Review	HACCP plan provided by establishment for review by Department	\$105.00	\$105.00
2070	Public Health	Temporary Expedited Services (Application Submitted Less Than 72 hours Prior to Start of Event) - does not include required temporary permit fee	Expedited processing	\$158.00	\$158.00
2071	Public Health	Food Handler/Food Manager Badge ID	Badge ID Duplicate/Replacement	\$5.00	\$5.00
2072	Public Health	Food Handler Internet Course	Internet course with badge ID/certificate	\$10.00	\$10.00
2073	Public Health	Food Handler Certificate Course	Certificate/Badge	\$32.00	\$32.00
2074	Public Health	Food Protection Management Certification Course	Certificate/Badge covers cost for nationally recognized exam	\$100.00	\$100.00
2075	Public Health	Food Handler/Food Manager Certificate	Certificate Duplicate/Replacement	\$1.00	\$1.00
2076	Public Health	Public Information	Food Management Class Pamphlets	VARIABLES	VARIABLES
2077	Public Health	Verification of Texas/ANSI Food Handler/Food Manager Certification	Certificate/Badge	\$10.00	\$10.00
2078	Public Health	Requested Routine Inspection for Central Preparation Facility	For Central Preparation Facility	\$100.00	\$100.00
2079	Public Health	Application Fee	Health and Sanitary Application Processing Fee (Sack Lunch Daycares w/o Food Permits)	\$52.00	\$52.00
2080	Public Health	Inspection Fee	Health and Sanitary Site Visit (Sack Lunch Daycares w/o Food Permits)	\$47.00	\$47.00
2081	Public Health	Reinstatement of Suspended Permit Fee	(50% of the license amount based on type of establishment)	VARIABLES	VARIABLES
2082	Public Health	After Hours Fire Inspection Fee, Fee or Food Condemnation/retention Fee Over 500# (M-F 5:00pm to 8:00am) All day Saturday, Sunday & City Holidays	Per Hour Inspector (With a Minimum one (1) Hour Charge or Any Portion Thereof.	\$86.00	\$86.00
2083	Public Health	Field Consultation Flat Fee	meetings with owner/operator's at the request of the owner/operator	\$86.00	\$86.00
2084	Public Health	DENTAL			
2085	Public Health	Initial Oral Exam	Initial Oral Exam D0150	\$48.00	\$48.00
2086	Public Health	Oral Periodic Oral Exam	Oral Periodic Oral Exam D0120	\$50.00	\$50.00
2087	Public Health	Emergency Oral Exam	Emergency Oral Exam D0140	\$25.00	\$25.00
2088	Public Health	Oral Exam 6 Mos. Old.	Oral Exam 6 Mos. Old. D0145	\$192.00	\$192.00
2089	Public Health	Detailed/extensive oral eval B/R	Detailed/extensive oral eval B/R D0160	\$26.00	\$26.00
2090	Public Health	Limited Re-evaluation estab patient	Limited Re-evaluation estab patient D0170	\$30.00	\$30.00
2091	Public Health	Retreat prev RCT molar	Retreat prev RCT molar D3348	\$462.00	\$462.00
2092	Public Health	Comprehensive perio evaluation	Comprehensive perio evaluation D0180	\$11.00	\$11.00
2093	Public Health	Apexification/recal Initial	Apexification/recal Initial D3351	\$97.00	\$97.00
2094	Public Health	Apexification/recal Interim	Apexification/recal Interim D3352	\$65.00	\$65.00
2095	Public Health	Apexification/final visit	Apexification/final visit D3352	\$65.00	\$65.00
2096	Public Health	Intraoral-Complete Series	Intraoral-Complete Series D0210	\$95.00	\$95.00
2097	Public Health	Int/Oral-Periapical 1st Film	Int/Oral-Periapical 1st Film D0220	\$22.00	\$22.00
2098	Public Health	Int/Oral-Periapical each add	Int/Oral-Periapical each add D0230	\$20.00	\$20.00
2099	Public Health	Intraoral Occlusal Film	Intraoral Occlusal Film D0240	\$18.00	\$18.00
2100	Public Health	Apexification/recal final	Apexification/recal final D3353	\$129.00	\$129.00
2101	Public Health	Extraoral first film	Extraoral first film D0250	\$25.00	\$25.00
2102	Public Health	Bitewings single film	Bitewings single film D0270	\$7.00	\$7.00
2103	Public Health	Bitewings Two Films	Bitewings Two Films D0272	\$41.00	\$41.00
2104	Public Health	Bitewings three films	Bitewings three films D0273	\$39.00	\$39.00
2105	Public Health	Bitewings Four Film	Bitewings Four Films D0274	\$47.00	\$47.00
2106	Public Health	Verticle bitewings 7-8 films	Verticle bitewings 7-8 films D0277	\$42.00	\$42.00
2107	Public Health	Panoramic Film	Panoramic Film D0330	\$86.00	\$86.00
2108	Public Health	Crown buildup, include any pins	Crown buildup, include any pins D2950	\$58.00	\$58.00
2109	Public Health	Interim ther Pin retention/tooth, (+rest)	Interim ther Pin retention/tooth, (+rest) D2951	\$16.00	\$16.00
2110	Public Health	Cast post \$ core in add to crn	Cast post \$ core in add to crn D2952	\$113.00	\$113.00
2111	Public Health	Each addtl cast post -same tooth	Each addtl cast post -same tooth D2953	\$56.00	\$56.00
2112	Public Health	Pulp vitality tests	Pulp vitality tests D0460	\$17.00	\$17.00
2113	Public Health	Dianostic casts	Dianostic casts D0470	\$30.00	\$30.00

FY 2025 Schedule C
Departmental Fee List

2025 Line No.	Department	Fee Description	Detail	FY 2024 Revised Fees	FY 2025 Proposed Fees
2114	Public Health	Prefab post & core in add to crown	Prefab post & core in add to crown D2954	\$97.00	\$97.00
2115	Public Health	Post Removal (not with endo)	Post Removal (not with endo) D2955	\$97.00	\$97.00
2116	Public Health	Each + prefab post same tooth	Each + prefab post same tooth D2957	\$48.00	\$48.00
2117	Public Health	Labial veneer (laminat) Chairsd	Labial veneer (laminat) Chairsd D2960	\$145.00	\$145.00
2118	Public Health	Labial veneer (porceln lam - lab	Labial veneer (porceln lam - lab D2961	\$234.00	\$234.00
2119	Public Health	Labial veneer porce lam lab	Labial veneer porce lam lab D2962	\$274.00	\$274.00
2120	Public Health	Addl prc-new crm under exs dent	Addl prc-new crm under exs dent D2971	\$145.00	\$145.00
2121	Public Health	crown repair by report	crown repair by report D2980	\$65.00	\$65.00
2122	Public Health	Pulpal Therapy anterior primary	Pulpal Therapy anterior primary D3230	\$50.00	\$50.00
2123	Public Health	Adult/Prophy	Adult/Prophy D1110	\$74.00	\$74.00
2124	Public Health	Child/Prophy	Child/Prophy D1120	\$50.00	\$50.00
2125	Public Health	Pulpal Therapy posterior primary	Pulpal Therapy posterior primary D3240	\$57.00	\$57.00
2126	Public Health	Retreat prev RCT anterior	Retreat prev RCT anterior D4336	\$194.00	\$194.00
2127	Public Health	Child/Fluoride	Child/Fluoride D1206	\$26.00	\$26.00
2128	Public Health	Retreat prev RCT bicuspid	Retreat prev RCT bicuspid D3347	\$266.00	\$266.00
2129	Public Health	Adult/Fluoride	Adult/Fluoride D1208	\$26.00	\$26.00
2130	Public Health	Non Dentin Restorative Sealant	Non Dentin Restorative Sealant D1352	\$51.00	\$51.00
2131	Public Health	Space maint remove unilateral	Space maint remove unilateral D1520	\$99.00	\$99.00
2132	Public Health	Oral Hygiene Instruction	Oral Hygiene Instruction D1330	\$22.00	\$22.00
2133	Public Health	Sealant per Tooth	Sealant per Tooth D1351	\$38.00	\$38.00
2134	Public Health	Space Maint/Fixed Unilat	Space Maint/Fixed Unilat D1510	\$212.00	\$212.00
2135	Public Health	Space Maintainer -fixed bil, maxillary	Space Maintainer -fixed bil, maxillary D1516	\$314.00	\$314.00
2136	Public Health	Space Maintainer -fixed bil, mandibular	Space Maintainer -fixed bil, mandibular D1517	\$314.00	\$314.00
2137	Public Health	Recementation of Space Maintainer	Recementation of Space Maintainer D1550	\$23.00	\$23.00
2138	Public Health	Re-cement/re-bond bil. space maintainer - m	Re-cement/re-bond bil. space maintainer - maxillary D1551	\$25.00	\$25.00
2139	Public Health	Re-cement or re-bond bilateral space maintai	Re-cement or re-bond bilateral space maintainer - mandibular D1552	\$25.00	\$25.00
2140	Public Health	Re-cement or re-bond unilateral space mainta	Re-cement or re-bond unilateral space maintainer - per quadrant D1553	\$19.00	\$19.00
2141	Public Health	Removal of fixed unilateral space maintainer -	Removal of fixed unilateral space maintainer - per quadrant D1557	\$66.00	\$66.00
2142	Public Health	Crown - porcelain fused to high noble metal	Crown - porcelain fused to high noble metal D2750	\$681.00	\$681.00
2143	Public Health	Removal of fixed bilateral space maintainer -	Removal of fixed bilateral space maintainer - mandibular D1558	\$66.00	\$66.00
2144	Public Health	Periodontal scaling and root planing – one to three teeth per quadrant	Periodontal scaling and root planing – one to three teeth per quadrant D4342	\$9.00	\$9.00
2145	Public Health	AMAL. PRIM (1S)	AMAL. PRIM (1S) D2140	\$85.00	\$85.00
2146	Public Health	AMAL. PERM (1S)	AMAL. PERM (1S) D2140	\$111.00	\$111.00
2147	Public Health	AMAL. PRIM (2S)	AMAL. PRIM (2S) D2150	\$113.00	\$113.00
2148	Public Health	AMAL. PERM (2S)	AMAL. PERM (2S) D2150	\$147.00	\$147.00
2149	Public Health	AMAL. PRIM (3S)	AMAL. PRIM (3S) D2160	\$144.00	\$144.00
2150	Public Health	AMAL. PERM (3S)	AMAL. PERM (3S) D2160	\$144.00	\$144.00
2151	Public Health	AMAL. PRIM (4), Primary or Permanent	AMAL. PRIM (4) D2161	\$165.00	\$165.00
2152	Public Health	RESIN. ANTE (1S)	RESIN. ANTE (1S) D2330	\$134.00	\$134.00
2153	Public Health	RESIN. ANTE (2S)	RESIN. ANTE (2S) D2331	\$177.00	\$177.00
2154	Public Health	RESIN. ANTE (3S)	RESIN. ANTE (3S) D2332	\$177.00	\$177.00
2155	Public Health	RESIN. ANTE (4+S)	RESIN. ANTE (4+S) D2335	\$220.00	\$220.00
2156	Public Health	RESIN One Surface Post/Primary	RESIN One Surface Post/Primary D2391	\$108.00	\$108.00
2157	Public Health	Resin One Surface Perm	Resin One Surface Perm D2391	\$108.00	\$108.00
2158	Public Health	Resin Two Surface/Primary	Resin Two Surface/Primary D2392	\$142.00	\$142.00
2159	Public Health	Resin Two Surface Perm	Resin Two Surface Perm D2392	\$142.00	\$142.00
2160	Public Health	Resin Three Post Prim	Resin Three Post Prim D2393	\$159.00	\$159.00
2161	Public Health	Resin Three Perm	Resin Three Perm D2393	\$159.00	\$159.00
2162	Public Health	Re-cement Crown	Re-cement Crown D2920	\$34.00	\$34.00
2163	Public Health	Prefab esth ctd stnl stl cm-prm	Prefab esth ctd stnl stl cm-prm D2934	\$201.00	\$201.00
2164	Public Health	SSC/Primary	SSC/Primary D2930	\$201.00	\$201.00
2165	Public Health	Prefabricated resin crown	Prefabricated resin crown D2932	\$89.00	\$89.00
2166	Public Health	Prefab stl crown w/resin window	Prefab stl crown w/resin window D2933	\$201.00	\$201.00
2167	Public Health	SSC/Permanent	SSC/Permanent D2931	\$210.00	\$210.00
2168	Public Health	Protective Restoration	Sedative Fill Temp D2940	\$47.00	\$47.00
2169	Public Health	Post & core in add to crown, indirectly fabricated	Post & core in add to crown, indirectly fabricated D2952	\$113.00	\$113.00
2170	Public Health	Pulp Cap - Direct	Pulp Cap - Direct D3110	\$27.00	\$27.00
2171	Public Health	Pulp Cap - Indirect	Pulp Cap - Indirect D3120	\$39.00	\$39.00
2172	Public Health	Therapeutic Pulpotomy	Therapeutic Pulp D3220	\$113.00	\$113.00
2173	Public Health	Pulpal Therapy (Restorable Filling)	Pulpal Therapy (Restorable Filling) D3240	\$57.00	\$57.00
2174	Public Health	1 RT Canal	2 RT Canal D3310	\$601.00	\$601.00
2175	Public Health	2 PT Canal	3 PT Canal D3320	\$532.00	\$532.00
2176	Public Health	Three or More Canals, Molar	Three or More Canals, Molar D3330	\$805.00	\$805.00
2177	Public Health	Gingivectomy per Quadrant	Gingivectomy per Quadrant D4210	\$210.00	\$210.00
2178	Public Health	Gingivectomy per Tooth	Gingivectomy per Tooth D4211	\$85.00	\$85.00
2179	Public Health	Provisional Splinting - Introcoronal	Provisional Splinting - Introcoronal D4320	\$78.00	\$78.00
2180	Public Health	Provisional Splinting	Provisional Splinting D4321	\$125.00	\$125.00
2181	Public Health	Extraction Single Tooth	Extraction Single Tooth D7140	\$86.00	\$86.00
2182	Public Health	Surg. Extraction	Surg. Extraction D7210	\$133.00	\$133.00
2183	Public Health	Suture of Small Wound	Suture of Small Wound D7910	\$97.00	\$97.00
2184	Public Health	Excision of Pericoronal Gingiva	Excision of Pericoronal Gingiva D7971	\$56.00	\$56.00
2185	Public Health	Local Anesthesia Not in Conjunction with surgery	Local Anesthesia Not in Conj. D9210	\$22.00	\$22.00
2186	Public Health	Analgesia, Anxiolysis, Inhalation	Analgesia, Anxiolysis, Inhalation D9230	\$47.00	\$47.00
2187	Public Health	Occlusal Adjustment - Limited	Occlusal Adjustment - Limited D9551	\$47.00	\$47.00
2188	Public Health	Palliative Threat (Emg)	Palliative Threat (Emg) D9110	\$31.00	\$31.00
2189	Public Health	Reattach tooth fragment, edge D2921	Reattach tooth fragment, edge D2921	\$113.00	\$113.00
2190	Public Health	Extraction, coronal remnants Primary tooth D7111	Extraction, coronal remnants Primary tooth D7111	\$15.00	\$15.00
2191	Public Health	Crown full cast base metal	Crown full cast base metal D2791	\$341.00	\$341.00
2192	Public Health	Protective restoration	Protective restoration D2940	\$47.00	\$47.00
2193	Public Health	Crown full metal cast noble metal	Crown full metal cast noble metal D2792	\$341.00	\$341.00
2194	Public Health	Recement inlay/onlay/partial	Recement inlay/onlay/partial D2910	\$24.00	\$24.00
2195	Public Health	Recement cast or prefab pst/cor	Recement cast or prefab pst/cor D2915	\$24.00	\$24.00
2196	Public Health	Crown full cast high noble metal	Crown full cas high noble metal D2790	\$681.00	\$681.00
2197	Public Health	Resin 4 surfaces primary	Resin 4 surfaces primary D2394	\$178.00	\$178.00
2198	Public Health	Resin 4 surfaces permanent	Resin 4 surfaces permanent D2394-1	\$178.00	\$178.00
2199	Public Health	Resin composite crown anterior	Resin composite crown anterior D2390	\$193.00	\$193.00
2200	Public Health	Inlay-resin based composite 1s	Inlay-resin based composite 1s D2650	\$341.00	\$341.00
2201	Public Health	Inlay-resin based composite 2s	Inlay-resin based composite 2s D2651	\$341.00	\$341.00
2202	Public Health	Inlay-resin based composite 3s	Inlay-resin based composite 3 + s D2652	\$341.00	\$341.00
2203	Public Health	Onlay resin base composite 2s	Onlay resin base composite 2s D2662	\$341.00	\$341.00
2204	Public Health	Onlay resin base composite 3s	Onlay resin base composite 3s D2663	\$341.00	\$341.00

FY 2025 Schedule C
Departmental Fee List

2025 Line No.	Department	Fee Description	Detail	FY 2024 Revised Fees	FY 2025 Proposed Fees
2205	Public Health	Onlay resin base composite 3 + s	Onlay resin base composite 3 + s D2664	\$341.00	\$341.00
2206	Public Health	Crown Resin composite indirect	Crown Resin composite indirect D2710	\$341.00	\$341.00
2207	Public Health	Crown resin with high noble metal	Crown resin with high noble metal D2720	\$341.00	\$341.00
2208	Public Health	Crown resin with most base metal	Crown resin with most base metal D2721	\$341.00	\$341.00
2209	Public Health	Crown resin with noble metal	Crown resin with noble metal D2722	\$341.00	\$341.00
2210	Public Health	Crown porcelain ceramic substr	Crown porcelain ceramic substr D2740	\$341.00	\$341.00
2211	Public Health	Crown porcelain fuse high noble mtl	Crown porcelain fuse high noble mtl D2750	\$681.00	\$681.00
2212	Public Health	Crown porcelain fuse to base metal	Crown porcelain fuse to base metal D2751	\$681.00	\$681.00
2213	Public Health	Crown porcelain fuse to noble metal	Crown porcelain fuse to noble metal D2752	\$681.00	\$681.00
2214	Public Health	Crown 3/4 cast high noble metal	Crown 3/4 cast high noble metal D2780	\$341.00	\$341.00
2215	Public Health	Crown 3/4 cast most base metal	Crown 3/4 cast most base metal D2781	\$341.00	\$341.00
2216	Public Health	Crown 3/4 porcelain/ceramic	Crown 3/4 cast noble metal D2782	\$341.00	\$341.00
2217	Public Health	Gingivectomy for access restorative procedure, per tooth D4212	Gingivectomy for access restorative procedure, per tooth \$59.34 o cost on mk	\$59.00	\$59.00
2218	Public Health	D4341- Periodontal Scaling/Root Planning - four or more teeth per quadrant	D4341- Periodontal Scaling/Root Planning -four or more teeth per quadrant	\$70.00	\$70.00
2219	Public Health	D4342 - Periodontal Scaling/Root Planning - one to three teeth per quadrant	D4342 - Periodontal Scaling/Root Planning - one to three teeth per quadrant	\$9.00	\$9.00
2220	Public Health	D4355 - Full Mouth Debridement	D4355 - Full Mouth Debridement	\$90.00	\$90.00
2221	Public Health	D4910 -Periodontal Maintenance	D4910 -Periodontal Maintenance	\$47.00	\$47.00
2222	Public Health	D7220 - Removal of Impacted tooth/soft tissue	D7220 - Removal of Impacted tooth/soft tissue	\$150.00	\$150.00
2223	Public Health	D7230- Removal of Impacted tooth/partially bony	D7230- Removal of Impacted tooth/partially bony	\$172.00	\$172.00
2224	Public Health	D7270 -Reimplantation/Stabilization of accidentally avulsed or displaced tooth	D7270 -Reimplantation/Stabilization of accidentally avulsed or displaced tooth	\$105.00	\$105.00
2225	Public Health	D7971- Excision of Pericoronal gingiva	D7971- Excision of Pericoronal gingiva	\$55.00	\$55.00
2226	Public Health	D7980- Surgical Sialolithotomy	D7980- Surgical Sialolithotomy	\$242.00	\$242.00
2227	Public Health	D8698 - Recement or Rebond fixed retainer-Maxillary	D8698 - Recement or Rebond fixed retainer- Maxillary	\$47.00	\$47.00
2228	Public Health	D8699 -Recement or Rebond fixed retainer-Mandibular	D8699 -Recement or Rebond fixed retainer-Mandibular	\$47.00	\$47.00
2229	Public Health	D8703 -Replacement of lost Maxillary retainer	D8703 -Replacement of lost Maxillary retainer	\$157.00	\$157.00
2230	Public Health	D8704 - Replacement of lost Mandibular retainer	D8704 - Replacement of lost Mandibular retainer	\$157.00	\$157.00
2231	Public Health	D9910 -Application of desensitizing medicament	D9910 -Application of desensitizing medicament	\$16.00	\$16.00
2232	Public Health	D9920 - Behavior management, by report	D9920 - Behavior management, by report	\$63.00	\$63.00
2233	Public Health	D9941-Fabrication of athletic mouthguard	D9941-Fabrication of athletic mouthguard	\$167.00	\$167.00
2234	Public Health	D9943 - Occlusal guard adjustment	D9943 - Occlusal guard adjustment	\$70.00	\$70.00
2235	Public Health	D9944 - Occlusal guard -hard appliance, full arch	D9944 - Occlusal guard -hard appliance, full arch	\$113.00	\$113.00
2236	Public Health	D9945 -Occlusal guard -soft appliance, full arch	D9945 -Occlusal guard -soft appliance, full arch	\$113.00	\$113.00
2237	Public Health	D9996 - Teledentistry	D9996 - Teledentistry	\$96.00	\$96.00
2238	Public Health	D9999 - Unspecified adjunctive procedure, by report	D9999 - Unspecified adjunctive procedure, by report	\$25.00	\$25.00
2239	Public Health	Crown 3/4 cast noble metal	Crown 3/4 cast noble metal D2783	\$341.00	\$341.00
2240	Public Health	IMMUNIZATIONS ADMINISTRATION FEES			
2241	Public Health	Administration Fee for TVFC Vaccines with Counseling	Per Vaccine - 90460 First Vaccine, 90461 Each Additional Vaccine	\$0.00-\$15.00 per vaccine at Health Director's discretion	\$0.00-\$15.00 per vaccine at Health Director's discretion
2242	Public Health	Administration Fee for Children's Vaccines - Private Stock	Per Vaccine - 90460 First Vaccine, 90461 Each Additional Vaccine	\$15.00	\$15.00
2243	Public Health	Administration Fee for Adult Vaccines - State Stock	Per Vaccine - 90471 First Vaccine, 90472 Each Additional Vaccine	\$15.00	\$0.00-\$25.00 per vaccine
2244	Public Health	Administration Fee for Adult Vaccines - Private Stock	Per Vaccine - 90471 First Vaccine, 90472 Each Additional Vaccine	\$15.00	\$0.00-\$25.00 per vaccine
2245	Public Health	LABORATORY - CLINICAL (MAIN LAB)			
2246	Public Health	QuantIFERON TB	TB test cell immune measure (CPT 86480)	\$116.00	\$116.00
2247	Public Health	RPR	Syphilis Test non-trep qual (CPT 86592)	\$6.00	\$6.00
2248	Public Health	RPR Titer	Syphilis Test non-trep quant (CPT 86593)	\$8.00	\$8.00
2249	Public Health	TPPA	Confirmation Treponema Pallidum (CPT 86780)	\$23.00	\$23.00
2250	Public Health	Smear Gram stain	Smear Gram stain (CPT 87205)	\$6.00	\$6.00
2251	Public Health	Smear wet mount	Smear wet mount (CPT 87210) QW	\$8.00	\$8.00
2252	Public Health	Chlamydia DNA amp probe	Chlamydia DNA amp probe (CPT 87491)	\$47.00	\$47.00
2253	Public Health	N. Gonorrhea DNA amp probe	N. Gonorrhea DNA amp probe (CPT 87591)	\$84.00	\$84.00
2254	Public Health	HIV-1/HIV-2 single assay	HIV-1/HIV-2 single assay (CPT 86703)	\$32.00	\$32.00
2255	Public Health	HIV-1 Serum Confirmation test	HIV-1 Geenius confirmation (CPT 86701)	\$65.00	\$65.00
2256	Public Health	HIV- 2 Serum Confirmation test	HIV-1 Geenius confirmation (CPT 86702)	\$65.00	\$65.00
2257	Public Health	Hep A AB IgM - 86709	Hep A AB IgM - 86709	\$18.00	\$18.00
2258	Public Health	Hepatic Function Panel - 80076	Hepatic Function Panel - 80076	\$13.00	\$13.00
2259	Public Health	Hep B Core IgM - 86705	Hep B Core IgM - 86705	\$16.00	\$16.00
2260	Public Health	Hep B Surface Antigen - 87340	Hep B Surface Antigen, HBsAg- 87340	\$17.00	\$17.00
2261	Public Health	Hep B Antibody - 86706	Hep B Antibody - 86706	\$17.00	\$17.00
2262	Public Health	Hepatitis C Virus IgM	HCV IgM (CPT 86803)	\$23.00	\$23.00
2263	Public Health	Hepatitis C Virus RNA	HCV RNA (CPT 87520)	\$68.00	\$68.00
2264	Public Health	Urinalysis non auto w/ scope	Urinalysis with Microscopy (CPT 81000)	\$25.00	\$25.00
2265	Public Health	Complete Blood Count (CBC)	CBC (CPT 85027)	\$10.00	\$10.00
2266	Public Health	Differential, manual	Differential after CBC (CPT 85007)	\$6.00	\$6.00
2267	Public Health	Zika Virus IgM	Zika IgM (86790)	\$18.00	\$18.00
2268	Public Health	Zika Real Time PCR	Zika PCR (CPT 87662)	\$65.00	\$65.00
2269	Public Health	Chikungunya Real Time PCR	Chikungunya PCR (87798)	\$45.00	\$45.00
2270	Public Health	Dengue Real Time PCR	Dengue PCR (CPT 87798)	\$45.00	\$45.00
2271	Public Health	Influenza Surveillance without Culture	Flu Testing (CPT 87502)	\$110.00	\$110.00
2272	Public Health	Complete Metabolic Panel	CMP (CPT 80053)	\$17.00	\$17.00
2273	Public Health	Pregnancy Test	hCG (CPT 81025)	\$12.00	\$12.00
2274	Public Health	Shipping and Handling	Ship Specimen to DSHS for additional testing	\$60.00	\$60.00
2275	Public Health	LABORATORY - ENVIRONMENTAL			
2276	Public Health	Rabies Testing	Rabies Testing	\$76.00	\$76.00
2277	Public Health	Potable Water Testing up to 9 samples	Potable Water testing	\$23.00	\$23.00
2278	Public Health	Potable Water testing 10 up to 19 samples	Potable Water testing	\$21.00	\$21.00

FY 2025 Schedule C
Departmental Fee List

2025 Line No.	Department	Fee Description	Detail	FY 2024 Revised Fees	FY 2025 Proposed Fees
2279	Public Health	Potable Water testing 20 or more samples	Potable Water testing	\$19.00	\$19.00
2280	Public Health	Water, HPC (pour plate)	Potable and recreational water testing	\$44.00	\$44.00
2281	Public Health	STD PROGRAM			
2282	Public Health	Medications	Nitrofurantoin for UTI	\$15.00	\$15.00
2283	Public Health	Medications	Acyclovir for Herpes	\$35.00	\$35.00
2284	Public Health	Medications	Metronidazole	\$10.00	\$10.00
2285	Public Health	EDUCATION			
2286	Public Health	CPR Classes	CPR Classes	\$40.00	\$40.00
2287	Public Health	Blood borne Pathogen Class	Blood borne Pathogen Class	\$30.00	\$30.00
2288	Public Health	Health Services	Health Services Provided through interlocal with the County of El Paso	\$544,733.00	\$544,733.00
2289	Public Health	CLINICAL SERVICES			
2290	Public Health	OFFICE VISITS			
2291	Public Health	New Patient - Office Visit - 20 minutes face-to-face time	Expanded problem focused history, exam, straightforward decision making (99202)	\$95.00	\$95.00
2292	Public Health	New Patient - Office Visit - 30 minutes face-to-face time	Detailed history & exam, low complexity decision making (99203)	\$147.00	\$147.00
2293	Public Health	New Patient - Office Visit - 45 minutes face-to-face time	Comprehensive history & exam, moderate complexity decision making (99204)	\$219.00	\$219.00
2294	Public Health	New Patient - Office Visit - 60 minutes face-to-face time	Comprehensive history & exam. High Complexity decision making (99205)	\$289.00	\$289.00
2295	Public Health	Established Patient - Office Visit 5 minutes face-to-face time	Minor Problem focus. Straightforward decision making (99211)	\$30.00	\$30.00
2296	Public Health	Established Patient - Office Visit 10 minutes face-to-face time	Problem focused history, exam, straightforward decision making (99212)	\$74.00	\$74.00
2297	Public Health	Established Patient - Office Visit 15 minutes face-to-face time	Expanded problem focused history, exam, low complexity decision making (99213)	\$119.00	\$119.00
2298	Public Health	Established Patient - Office Visit 25 minutes face-to-face time	Detailed history, exam, moderate complexity decision making (99214)	\$168.00	\$168.00
2299	Public Health	Established Patient - Office Visit 40 minutes face-to-face time	Comprehensive history, exam, high complexity decision making (99215)	\$235.00	\$235.00
2300	Public Health	OFFICE CONSULTATIONS			
2301	Public Health	Consultation New or Established patient	Problem focused history, exam, straightforward decision making (99241)	\$61.00	\$61.00
2302	Public Health	Consultation New or Established Patient	Expanded Problem focused history, exam, straightforward decision making (99242)	\$95.00	\$95.00
2303	Public Health	Consultation New or Established Patient	Detailed history, exam, low complexity decision making (99243)	\$123.00	\$123.00
2304	Public Health	Consultation New or Established Patient	Comprehensive history, exam, moderate complexity decision making (99244)	\$172.00	\$172.00
2305	Public Health	PREVENTIVE MEDICINE			
2306	Public Health	Initial Comprehensive Exam 12 through 17 yrs.	New Patient Initial Preventive Medicine Evaluation (99384)	\$136.00	\$136.00
2307	Public Health	Initial Comprehensive Exam 18 through 39 yrs.	New Patient Initial Preventive Medicine Evaluation (99385)	\$109.00	\$109.00
2308	Public Health	Initial Comprehensive Exam 40 through 64 yrs.	New Patient Initial Preventive Medicine Evaluation (99386)	\$127.00	\$127.00
2309	Public Health	Periodic Comprehensive Exam 12 through 17 yrs.	Established Patient Preventive Medicine Re-Evaluation (99394)	\$125.00	\$125.00
2310	Public Health	Periodic Comprehensive Exam 18 through 39 yrs.	Established Patient Preventive Medicine Re-Evaluation (99395)	\$125.00	\$125.00
2311	Public Health	Periodic Comprehensive Exam 40 through 64 yrs.	Established Patient Preventive Medicine Re-Evaluation (99396)	\$103.00	\$103.00
2312	Public Health	BEHAVIOR COUNSELING			
2313	Public Health	99406 - Smoking & Tobacco Cessation Counseling	greater then 3 min up to 10 min	\$19.00	\$19.00
2314	Public Health	99407 - Smoking & Tobacco Cessation Counseling	greater than 10 min	\$36.00	\$36.00
2315	Public Health	PREVENTIVE MEDICINE, INDIVIDUAL COUNSELING			
2316	Public Health	99401 - 15 min		\$50.00	\$50.00
2317	Public Health	99402 - 30 min		\$85.00	\$85.00
2318	Public Health	99403 - 45 min		\$105.00	\$105.00
2319	Public Health	99404 - 60 min		\$145.00	\$145.00
2320	Public Health	LABORATORY SERVICES STAT			
2321	Public Health	TB Skin Test	86580 - TB Skin Test	\$11.00	\$31.00
2322	Public Health	Urinalysis Dip Stick	Urinalysis - dip stick, non automated without microscopy (81002)	\$5.00	\$5.00
2323	Public Health	UA with microscopic RFX culture 81001	UA with microscopic RFX culture 81001	\$4.00	\$4.00
2324	Public Health	Urine Dip Stick 81003	Urine Dip Stick 81003	\$3.00	\$3.00
2325	Public Health	UA nonauto/scope 81000	UA nonauto/scope 81000	\$5.00	\$5.00
2326	Public Health	UA Pregnancy Test 81025	UA Pregnancy Test 81025	\$12.00	\$12.00
2327	Public Health	Urine C & S 87088	Urine C & S 87088	\$11.00	\$11.00
2328	Public Health	RPR 86592	Rapid Plasma Reagin 86592	\$6.00	\$6.00
2329	Public Health	TPPA 86780	Treponema Pallidum Particle Agglutination 86780	\$18.00	\$18.00
2330	Public Health	Smear Wet Mount 87210	Smear Wet Mount 87210	\$8.00	\$8.00
2331	Public Health	CLINICAL LABORATORY SERVICES			
2332	Public Health	Basic Metabolic Panel (Calcium total)	Basic Metabolic Panel (80048)	\$11.00	\$11.00
2333	Public Health	Renal Function Panel	Renal Function Panel (80069)	\$12.00	\$12.00
2334	Public Health	Electrolyte Panel	Electrolyte Panel (80051)	\$9.00	\$9.00
2335	Public Health	Comprehensive Metabolic Panel	Metabolic Panel (80053)	\$14.00	\$14.00
2336	Public Health	Complete Blood Count (CBCD)	Complete Blood Count with Differential (85025)	\$10.00	\$10.00
2337	Public Health	81015 - Urlysis; qualitative or semiquantitative microscopic only	Clinical Lab - UA Qualitative/Semiquantitative; microscopic only	\$4.00	\$4.00
2338	Public Health	81025 Urinalysis - CLIA Waived	Clinical Lab - UA Pregnancy Test	\$12.00	\$12.00
2339	Public Health	82465QW - Cholesterol Serum	Clinical Lab - Cholesterol , Serum	\$6.00	\$6.00
2340	Public Health	82270 - Blood Occult (Guaiac) CLIA Waived	Clinical Lab - Blood Occult (guaiac)	\$6.00	\$6.00
2341	Public Health	82565 - Creatinine	82565 - Creatinine	\$7.00	\$7.00
2342	Public Health	82950QW - Post Glucose Dose (includes glucose)	Clinical Lab - Post Glucose Dose (includes glucose)	\$6.00	\$6.00
2343	Public Health	83036QW - Hemoglobin Glycosylated (A1C)	Clinical Lab - Glycosylated (A1C)	\$13.00	\$13.00
2344	Public Health	84450QW - AST, SGOT	Clinical Lab - AST, SGOT	\$7.00	\$7.00
2345	Public Health	84460QW - ALT, SGPT	Clinical Lab - ALT, SGPT	\$7.00	\$7.00
2346	Public Health	84703 - HCG Qual Serum	84703 - HCG Qual Serum	\$10.00	\$10.00
2347	Public Health	84702 HCG Serum Quantitative	84702 HCG Serum Quantitative	\$20.00	\$20.00

FY 2025 Schedule C
Departmental Fee List

2025 Line No.	Department	Fee Description	Detail	FY 2024 Revised Fees	FY 2025 Proposed Fees
2348	Public Health	85018QW - Hemoglobin	Clinical Lab - Hemoglobin	\$3.00	\$3.00
2349	Public Health	85610QW - Prothrombin Time	Clinical Lab - PT	\$6.00	\$6.00
2350	Public Health	86780QW - Treponema Pallidum	Clinical Services - Treponema Pallidum	\$18.00	\$18.00
2351	Public Health	87389 - HIV 1/2 with Reflex	87389 - HIV 1/2 with Reflex	\$33.00	\$33.00
2352	Public Health	88142 - Cytopathology - Thin Prep	Lab -Cervical/Vaginal any reporting systme	\$27.00	\$27.00
2353	Public Health	87086 Urine Culture	87086 Urine Culture	\$11.00	\$11.00
2354	Public Health	88161 -Cytopathology Smear	Lab - Preparation, screening & Preparation	\$78.00	\$78.00
2355	Public Health	G0475 HIV 1/2 Rapid 4th Gen	G0475 HIV 1/2 Rapid 4th Gen	\$38.00	\$38.00
2356	Public Health	99000 - Handling and/or conveyance of specimen	Lab - Specimen transfer from office/site to an outside laboratory	\$15.00	\$15.00
2357	Public Health	FAMILY PLANNING - IMMUNIZATIONS			
2358	Public Health	FAMILY PLANNING CONTRACEPTIVE SUPPLIES & SERVICES			
2359	Public Health	A4261 - Cervical Cap Contraceptive for contraceptive use	Supplies - Cervical Cap	\$69.00	\$69.00
2360	Public Health	A4266 - Diaphragm for Contraceptive use	Supplies - Diaphragm	\$31.00	\$31.00
2361	Public Health	A4269 - Spermicide (eg: Foam, Gel) each 10-55 yrs. of age	Supplies - Contraceptive	\$17.00	\$17.00
2362	Public Health	A9150 - Non Prescription Drugs	Supplies - Miscellaneous	\$19.00	\$19.00
2363	Public Health	H1010 - Non-Medical Family planning education, per session	Service - Rehabilitative Service	\$17.00	\$17.00
2364	Public Health	FAMILY PLANNING CONTRACEPTIVE METHODS			
2365	Public Health	FAMILY PLANNING PROCEDURES			
2366	Public Health	56501 - Destroy Vulva Lesions, Simple	Destroy Vulva Lesions, Simple (Liquid Nitrogen Treatment)	\$255.00	\$255.00
2367	Public Health	56515 - Destroy Vulva Lesions, Complex	Destroy Vulva Lesions, Complex (Liquid Nitrogen Treatment)	\$367.00	\$367.00
2368	Public Health	46900 - Destruction of Anal Lesions, Simple	46900 - Destruction of Anal Lesions, Simple	\$315.00	\$315.00
2369	Public Health	54050 - Destruction of Lesions, Penile Simple - Chemical	54050 - Destruction of Lesions, Penile Simple - Chemical	\$189.00	\$189.00
2370	Public Health	57061 - Destruction Vaginal Lesions - Simple	57061 - Destruction Vaginal Lesions - Simple	\$221.00	\$221.00
2371	Public Health	FAMILY PLANNING - DRUGS ADMINISTERED OTHER THAN ORAL			
2372	Public Health	J0696 - Injection , Ceftriaxone sodium, per 250mg	Drugs - Administered other than oral	\$1.00	\$1.00
2373	Public Health	Clindamycin 300g each tablet	Clindamycin 300g each tablet	\$1.00	\$1.00
2374	Public Health	Truvada NDC Tab 200mg/300mg	Truvada NDC Tab 200mg/300mg	\$6.00	\$6.00
2375	Public Health	Dolutegravir		\$32.00	\$32.00
2376	Public Health	Raltegravir		\$11.00	\$11.00
2377	Public Health	Diphenhydramine HCL injection 50mg (Benadryl) each vial	Diphenhydramine HCL injection 50mg (Benadryl) each vial	\$1.00	\$1.00
2378	Public Health	Epinephrine 1:1000 injection		\$1.00	\$1.00
2379	Public Health	Medroxyprogesterone Acetate 5mg each tablet	Medroxyprogesterone Acetate 5mg each tablet	\$1.00	\$1.00
2380	Public Health	Macrobid 100 mg (Nitrofurantoin)	Macrobid 100 mg (Nitrofurantoin)	\$1.00	\$1.00
2381	Public Health	*Azithromycin 250mg tablet	*Azithromycin 250mg tablet	\$1.00	\$1.00
2382	Public Health	Azithromycin Powder 1g-single dose packet	Azithromycin Powder 1g-single dose packet	\$16.00	\$16.00
2383	Public Health	*Bicilin L-A 1200MU 2ML injectable	*Bicilin L-A 1200MU 2ML injectable	\$1.00	\$1.00
2384	Public Health	Cefixime (Suprax) 400mg Tabs	Cefixime (Suprax) 400mg Tabs	\$9.00	\$9.00
2385	Public Health	Cefriaxone (Rocephin) 500mg each vial	Cefriaxone (Rocephin) 500mg per vial	\$1.00	\$1.00
2386	Public Health	*Doxycycline 100mg tablet	*Doxycycline 100mg tablet	\$1.00	\$1.00
2387	Public Health	Fluconazole 150 mg tablet (each tablet)	Fluconazole 150 mg tablet (each tablet)	\$1.00	\$1.00
2388	Public Health	*Gentamicin 80 mg/2ML Vial	*Gentamicin 80 mg/2ML Vial	\$1.00	\$1.00
2389	Public Health	*Imiquimod Cream 5%	*Imiquimod Cream 5%	\$6.00	\$6.00
2390	Public Health	Levofloxacin 500mg	Levofloxacin 500mg	\$1.00	\$1.00
2391	Public Health	Levonorgestrel (Alesse or Luteru) each caed	Levonorgestrel (Alesse or Luteru) each card	\$30.00	\$30.00
2392	Public Health	Lidocaine 10mg/ML little each vials	Lidocaine 10mg/ML little each vial	\$1.00	\$1.00
2393	Public Health	Loestrin FE 1.5mg/30mcg pill (generic *Microgestin FE) per card	Loestrin FE 1.5mg/30mcg pill (generic *Microgestin FE) per card	\$30.00	\$30.00
2394	Public Health	Medroxyprogesterone Acetate Injection 150mg/ml each vial	Medroxyprogesterone Acetate Injection 150mg/ml each vial	\$1.00	\$1.00
2395	Public Health	*Metronidazole 0.75% Vag Gel Tube (70g/tub)	*Metronidazole 0.75% Vag Gel Tube (70g/tube)	\$1.00	\$1.00
2396	Public Health	*Metronidazole 500mg tablet	*Metronidazole 500mg tablet	\$1.00	\$1.00
2397	Public Health	*Metronidazole 500mg tablet	*Metronidazole 500mg tablet	\$1.00	\$1.00
2398	Public Health	*Miconazole 3 Combo pk w/cream tube	*Miconazole 3 Combo pk w/cream tube	\$5.00	\$5.00
2399	Public Health	Micronor 0.35 mg pill (generic *Norlyda) per card	Micronor 0.35 mg pill (generic *Norlyda) -28 day per card	\$30.00	\$30.00
2400	Public Health	*Monistat 1 Day/Night combo pk w/cream tube	*Monistat 1 Day/Night combo pk w/cream tube	\$19.00	\$19.00
2401	Public Health	*Moxifloxacin 400mg tablet	*Moxifloxacin 400mg tablet	\$1.00	\$1.00
2402	Public Health	Multivitamin w/ Folic Acid tablet	Multivitamin w/ Folic Acid tablet	\$1.00	\$1.00
2403	Public Health	Nuva Ring (3 pk)	Nuva Ring (3 pk)	\$1.00	\$1.00
2404	Public Health	Ortho Tri-cyclen LO 0.180/0.215/0.025mg pill (generic *Tri Vylibra LO) -28 day per card	Ortho Tri-cyclen LO 0.180/0.215/0.025mg pill (generic *Tri Vylibra LO) -28 day per card	\$30.00	\$30.00
2405	Public Health	*Permethrin Cream 5% (60gm/tube)	*Permethrin Cream 5% (60gm/tube)	\$7.00	\$7.00
2406	Public Health	Plan B One Step 1.5mg tablet each tablet	Plan B One Step 1.5mg each tablet	\$5.00	\$5.00
2407	Public Health	*Suprax Cap 400mg capsule (each capsule)	*Suprax Cap 400mg capsule (each capsule)	\$8.00	\$8.00
2408	Public Health	*Valacyclovir HCL 1gm tablet	*Valacyclovir HCL 1gm tablet	\$3.00	\$3.00
2409	Public Health	Xulane Transdermal Patch 150/35mcg (3pk)	Xulane Transdermal Patch 150/35mcg (3pk)	\$31.00	\$31.00
2410	Public Health	*Xylocaine 1% 2ML vial	*Xylocaine 1% 2ML vial	\$1.00	\$1.00
2411	Public Health	Barriers: Condoms - each	Barriers: Male Condoms A4267	\$1.00	\$1.00
2412	Public Health	Barriers: Condoms - each	Barriers: Female Condoms A4268	\$1.00	\$1.00
2413	Public Health	Urine Pregnancy Test	Urine Pregnancy Test	\$1.00	\$1.00
2414	Public Health	D7530 - Removal foreign body from mucosa, skin or subcutaneous alveolar tissue	D7530 - Removal foreign body from mucosa, skin or subcutaneous alveolar tissue	\$65.00	\$65.00
2415	Public Health	D7540 - Removal of reaction producing foreign bodies musculoskeletal system	D7540 - Removal of reaction producing foreign bodies musculoskeletal system	\$129.00	\$129.00
2416	Public Health	TB Skin Test Reading		\$0.00	\$10.00
2417	Public Health	Fire Inspection Fee		\$0.00	\$72.00

FY 2025 Schedule C
Departmental Fee List

2025 Line No.	Department	Fee Description	Detail	FY 2024 Revised Fees	FY 2025 Proposed Fees
2418	Public Health	87661 – Trichomonas vaginalis, urine or urethral swap		\$0.00	\$65.00
2419	Public Health	Medical Records Request (non-patient)		\$0.00	\$25.00- \$50.00
2420	Purchasing & Strategic Sourcing	Hire El Paso First	Hire El Paso First	\$150.00 for a three year period	\$150.00 for a three year period
2421	Information Technology Services	Software Maintenance Fee	Technology Fee-Tier 1 (\$5-\$100)	\$2.00 technology fee - added to applicable base fee	\$2.00 technology fee - added to applicable base fee
2422	Information Technology Services	Software Maintenance Fee	Technology Fee-Tier 2 (\$101-\$500)	\$4.00 - technology fee - added to applicable base fee	\$4.00 - technology fee - added to applicable base fee
2423	Information Technology Services	Software Maintenance Fee	Technology Fee-Tier 3 (\$501-\$1,000)	\$15.00 - technology fee - added to applicable base fee	\$15.00 - technology fee - added to applicable base fee
2424	Information Technology Services	Software Maintenance Fee	Technology Fee-Tier 4 (\$1001-\$3,000)	\$30.00 - technology fee - added to applicable base fee	\$30.00 - technology fee - added to applicable base fee
2425	Information Technology Services	Software Maintenance Fee	Technology Fee-Tier 5 (\$3,001-\$5,000)	\$100.00-technology fee - added to applicable base fee	\$100.00-technology fee - added to applicable base fee
2426	Information Technology Services	Software Maintenance Fee	Technology Fee-Tier 6 (\$5,001-\$10,000)	\$150.00 - technology fee - added to applicable base fee	\$150.00 - technology fee - added to applicable base fee
2427	Information Technology Services	Software Maintenance Fee	Technology Fee-Tier 7 (\$10,001-and over)	\$300.00-technology fee - added to applicable base fee	\$300.00-technology fee - added to applicable base fee
2428	Capital Improvement	Application Fee-Purchase/Sale		\$1,000.00	\$1,000.00
2429	Capital Improvement	Consideration - Purchase/Sale		Market Value as determined by Real Estate Policies	Market Value as determined by Real Estate Policies
2430	Capital Improvement	Due Diligence		Actual cost charged by contractors	Actual cost charged by contractors
2431	Capital Improvement	Application Fee- Rights of Entry		\$500.00	\$500.00
2432	Capital Improvement	Consideration - Rights of Entry		\$0.00	\$0.00
2433	Capital Improvement	Application Fee - Easements		\$1,000.00	\$1,000.00
2434	Capital Improvement	Consideration - Easement		Market Value as determined by Real Estate Policies	Market Value as determined by Real Estate Policies
2435	Capital Improvement	Application Fee - Leases		\$1,000.00	\$1,000.00
2436	Capital Improvement	Consideration - Lease		Market Value as determined by Real Estate Policies	Market Value as determined by Real Estate Policies
2437	Capital Improvement	Agreement Amendments		\$200.00	\$200.00
2438	Capital Improvement	Consent to Assignments		\$200.00	\$200.00
2439	Capital Improvement	Release		\$200.00	\$200.00
2440	Capital Improvement	Termination of Agreements		\$200.00	\$200.00
2441	Capital Improvement	Application Fee - Special Event		\$500.00	\$500.00
2442	Capital Improvement	Consideration - Special Event		The greater of the following will be the consideration fee for the rental of a City Property: \$5,000;\$10 per parking slot space per day; or then percent a year of the fair market value of the property prorated daily.	The greater of the following will be the consideration fee for the rental of a City Property: \$5,000;\$10 per parking slot space per day; or then percent a year of the fair market value of the property prorated daily.

**FY 2025 Schedule D
Ordinance 8064 Appendix "A"**

JOB CODE	Job Description	Pay Plan	Pay Grade
10930	Accessibility Coordinator	PM	128
10940	Accessibility Specialist	GS	052
12230	Accountant	PM	125
12210	Accounting Manager	PM	130
12260	Accounting/Payroll Clerk	GS	046
12250	Accounting/Payroll Specialist	GS	050
10525	ADA Accommodations Coordinator	PM	129
11150	Administrative Analyst	PM	128
11110	Administrative Assistant	GS	052
10645	Affordable Housing Finance Coo	PM	132
10640	Aging Services Coordinator	PM	126
18325	Airfield Maintenance Superviso	GS	058
14060	Airport Facilities Maintenanc	PM	129
14100	Airport Assist Ops Off	PM	123
18328	Airport Labor Supervisor	GS	055
14070	Airport Operations Superintend	PM	131
14090	Airport Operations Supervisor	PM	126
14055	Airport Program Coordinator	PM	132
14080	Airport Security Coordinator	PM	129
22380	Animal Care Attendant	GS	046
22350	Animal Protection Officer	GS	051
22320	Animal Services Fiel Oper Supr	GS	060
22315	Animal Services Manager	PM	130
22321	Animal Services Operations Sup	GS	057
22325	Animal Services Shift Supervis	GS	055
22342	Animal Services-Training and E	GS	053
16555	Animal Train & Enrichment Spec	GS	053
16480	Aquatic Life Support Tech	GS	054
16120	Aquatics Supv	PM	123
15250	Archaeology Museum Edu Curator	PM	125
15220	Archeology Museum Curator	PM	127
13120	Architect	PM	130
13130	Architectural Intern	PM	126
11040	Archives & Records Analyst	PM	123
11030	Archives & Records Manager	PM	128
73295	ARFF Technician I	CF	1
15270	Art Museum Assist Edu Curator	PM	123
15215	Art Museum Curator	PM	127
15210	Art Museum Senior Curator	PM	129
15235	Art Museum Sr. Edu Curator	PM	126
15120	Arts Programs & Education Spec	PM	124
15635	Assist Library Branch Mgr	PM	127

15625	Assist Trans-Pecos Sysys Coord	PM	127
73430	Assistant Fire Marshall	FS	6
16438	Assistant Zoo Animal Curator	PM	126
13240	Assoc Hydrogeologist	PM	126
12240	Associate Accountant	PM	122
17330	Associate Code Compliance Offi	GS	047
16515	Associate Veterinarian	PM	133
12075	Audit Supervisor	PM	133
12090	Auditor	PM	125
12106	Benefit Specialist	GS	052
17215	Bldg Combination Inspector Sup	GS	057
22180	Breast Feeding Coordinator	PM	125
12170	Budget & Mgmt Analyst	PM	125
12160	Budget & Svs Coord	PM	127
12180	Budget Specialist	GS	53
17225	Building Combination Inspector	GS	055
17235	Building Insp	GS	053
17387	Building Insp / Plans Examr	GS	055
17222	Building Insp Supv	GS	055
17396	Building Permit Technician	GS	050
17350	Building Plans Examiner	GS	057
11320	Business & Customer Service As	PM	130
12065	Business & Financial Manager	PM	132
10340	Buyer	GS	054
17285	Capital Projects Inspector	GS	051
18750	Carpenter	GS	049
19133	Case Processing Supervisor	GS	058
12470	Cashier	GS	043
10650	CDBG Contract Administrator	PM	127
73275	Certified EMT-Fire Trainee	GS	049
73280	Certified Firefighter Trainee	GS	050
73290	Certified Paramedic-Fire Train	GS	054
75400	Certified Police Trainee	GS	054
17130	Chief Building Inspector	PM	132
13040	Chief Construction Inspector	PM	128
17340	Chief Plans Examiner	PM	132
18307	City Facilities Manager	PM	134
13310	Civil Engineer	PM	132
13320	Civil Engineer Associate	PM	128
12094	Claims Manager	PM	134
22130	Clinical Assistant	GS	046
14460	Coach Operator Trainee	GS	043
17300	Code Compliance Manager	PM	132
17320	Code Compliance Officer	GS	051
17310	Code Compliance Supervisor	GS	055
17305	Code Field Operations Supervis	GS	057
12530	Coin Sorter Operator	GS	043

15535	Collect Dev Librarian	PM	128
15520	Collect Dev Mgr	PM	130
19132	Collection & Scheduling Supvr	GS	056
12440	Collections Supv	GS	051
12255	Collectively Bargained Payroll	GS	047
10670	Comm. Dev. Program Coordinator	PM	127
11420	Communication Dispatcher	GS	050
11410	Communication Dispatcher Super	GS	052
19620	Communications Assistant Manag	PM	129
19615	Communications Manager	PM	132
16110	Community Center Supervisor	PM	125
22255	Community Health Preparedness	PM	132
22190	Community Service Aide Breastf	GS	045
18713	Concrete Finisher	GS	053
17290	Construction Inspector Trainee	GS	047
20130	Contracts Development Coordina	PM	128
19134	Court Data Supervisor	GS	055
19110	Court Sentencing & Security Sup	PM	129
19135	Court Services Supervisor	GS	053
19140	Court Warrants Supervisor	GS	055
19330	Criminal Intelligence Liaison	PM	123
15130	Cultural Funding & Technical A	PM	125
18330	Custodial Services Supervisor	GS	049
18350	Custodial Shift Leader	GS	047
18340	Custodial Supervisor	GS	050
11350	Customer Relations & Billing S	GS	052
11370	Customer Relations Clerk	GS	045
11360	Customer Relations Representat	GS	048
22220	Dental Assistant	GS	050
22210	Dental Hygienist	GS	060
11140	Department Administrative Mana	PM	129
10510	Departmental Human Resources M	PM	132
11085	Dept Data Mngmt Specialist	GS	050
11080	Dept Data Mngmt Supervisor	GS	055
19160	Deputy Court Clerk	GS	047
12430	Disbursements Supv	GS	055
11050	Document Center Supervisor	GS	051
11090	Document Ctr Spec	GS	044
10030	Economic Program Analyst	PM	126
11715	Edu & Graphics Spec	PM	122
13360	Electrical Engineer	PM	132
13370	Electrical Engineering Associa	PM	128
17240	Electrical Inspector	GS	53
17230	Electrical Inspector Superviso	GS	055
17370	Electrical Plans Examiner	GS	057
18630	Electrician	GS	054
18605	Electrician Supv	GS	056

18615	Electronics Lead Tech	GS	058
18650	Electronics Technician	GS	055
13080	Energy Coordinator	PM	128
13075	Energy Resources Manager	PM	134
13840	Engineering Aide	GS	046
13810	Engineering Associate	PM	126
13815	Engineering Lead Technician	GS	056
13820	Engineering Senior Technician	GS	054
13813	Engineering Specialist	GS	060
13830	Engineering Technician	GS	051
13410	Environmental Engineer	PM	132
13420	Environmental Engineering Asso	PM	128
13835	Environmental Field Technician	GS	048
10200	Environmental Planner	PM	128
10145	Environmental Planner	PM	128
13440	Environmental Review Specialis	PM	122
13430	Environmental Scientist	PM	126
13825	Environmental Senior Field Tec	GS	052
13415	Environmental Senior Scientist	PM	130
13435	Environmental Staff Scientist	PM	124
22267	Epidemiologist	PM	131
19448	EPPD Warehouse Supervisor	GS	057
18430	Equipment Operator	GS	048
18315	Facilities Maintenance Chief	GS	060
18520	Facilities Maintenance Lead Wo	GS	050
18310	Facilities Maintenance Superin	PM	130
18320	Facilities Maintenance Supervi	GS	058
18530	Facilities Maintenance Worker	GS	047
10820	Fair Housing & Relocation Off	PM	123
12060	Financial Systems Coordinator	PM	126
73460	Fire Administrative Chief	FS	7
73480	Fire Assistant Chief	FS	9
73390	Fire Battalion Chief	FS	6
73395	Fire Battalion Chief 56 Hrs	FS	6
73380	Fire Captain	FS	5
73385	Fire Captain 56 Hrs	FS	5
73470	Fire Deputy Chief	FS	8
73475	Fire Deputy Chief 56 Hrs	FS	8
73420	Fire Division Chief	FS	6
18108	Fire Emergency Vehicle Tech	GS	055
18102	Fire EV Technician Supervisor	GS	058
73370	Fire Lieutenant	FS8	4
73375	Fire Lieutenant 56 Hrs	FS	4
73410	Fire Maintenance Superintenden	FS8	7
73440	Fire Marshall	FS	8
73365	Fire Med Lieutenant 56 Hrs	FM12	004
73310	Fire Medic	FMS	001

73360	Fire Medical Lieutenant	FMS	004
73320	Fire Paramedic	FMS	002
73325	Fire Paramedic 56 Hrs	FM12	002
73388	Fire Staff Battalion Chief	FS	6
73335	Fire Suppression Tech 56 Hrs	FS	2
73350	Fire Suppression Tech II	FS	3
73355	Fire Suppression Tech II 56 Hr	FS	3
73450	Fire Training Chief	FS	7
73300	Firefighter	FS8	1
73305	Firefighter 56 Hrs	FS	1
73270	Firefighter Trainee	GS	048
20280	Fleet & Building Maintenance S	PM	131
18200	Fleet Body Repair Lead Technic	GS	054
18210	Fleet Body Repair Technician	GS	052
18040	Fleet Body Shop Supervisor	GS	056
18020	Fleet Maintenance Chief	GS	060
18110	Fleet Maintenance Lead Technic	GS	054
18030	Fleet Maintenance Supervisor	GS	059
18120	Fleet Maintenance Technician	GS	052
18105	Fleet Maintenance Trainer Supe	GS	057
18230	Fleet Service Assistant	GS	043
18220	Fleet Service Worker	GS	045
18045	Fleet Svs Coord	GS	052
22480	Food Safety Associate Inspecto	GS	047
22470	Food Safety Inspector	GS	051
22460	Food Safety Inspector Supervis	GS	055
22450	Food Safety Program Manager	PM	130
22455	Food Safety Spec	PM	122
10025	Foreign Trade Zone Coordinator	PM	128
10020	Foreign Trade Zone Manager	PM	130
18570	General Service Worker	GS	043
18510	General Services Supervisor	GS	052
18535	General Svs Lead Worker	GS	046
17628	Graffiti Abatement Prgm Coord	GS	056
10720	Grant Planner	PM	125
10735	Grant Services Coordinator	PM	125
11065	Graphics Technician	GS	050
18550	Groundskeeper	GS	045
18130	Groundskeeping Equipment Techn	GS	048
22230	Health Training & Promotions M	PM	132
18425	Heavy Equip Operator Trainee	GS	043
18420	Heavy Equipment Operator	GS	051
18410	Heavy Equipment Supervisor	GS	055
18405	Heavy Equipment Trainer Supv	GS	057
11620	Help Desk Specialist	GS	045
15100	Historic Preservation Officer	PM	130
15240	History Museum Sr. Edu Curator	PM	126

22275	Hlth Edu Supv	PM	127
10830	Housing Const Spec	GS	054
10660	Housing Construction Superviso	GS	056
10840	Housing Program Relocation Rep	GS	046
10810	Housing Program Specialist	PM	124
10530	Human Resources Analyst	PM	125
10535	Human Resources Audit Speciali	GS	057
10515	Human Resources Business Partn	PM	130
10430	Human Resources Manager	PM	134
10550	Human Resources Specialist	GS	052
18704	HVAC Technician	GS	055
13210	Hydrogeologist	PM	134
18610	Industrial Electrician	GS	055
18601	Industrial Electrician Supervi	GS	060
13510	Industrial Engineer	PM	132
13520	Industrial Engineering Associa	PM	128
11430	Info & Referral 211 Spec	GS	046
11400	Information and Referral 211 S	GS	046
20820	Inst Control Assist Supt	PM	125
20850	Inst Control Lead Tech	GS	056
20815	Inst Control Supt	PM	127
20840	Inst Control Supv	GS	057
20875	Instrumentation Control Techni	GS	054
12400	International Bridges Operatio	PM	130
11570	Inventory Coder	GS	043
18760	Irrigation Tech	GS	048
19131	Judicial Support Services Supr	GS	058
20520	Laboratory Services Manager	PM	132
10370	Land & Contract Administrator	PM	126
10390	Land and Contract Specialist	GS	051
16045	Land Management Superintendent	PM	132
17280	Landscape Inspector	GS	53
17380	Landscape Plans Examiner	GS	057
19445	Latent Print Examr	GS	053
19430	Latent Print Examr Supv	PM	126
75430	Lateral Police Officer	P	1
12080	Lead Auditor	PM	130
12140	Lead Budget & Mgmt Analyst	PM	131
19154	Lead Court Customer Representa	GS	049
19156	Lead Deputy Court Clerk	GS	049
22205	Lead Epidemiologist	PM	133
10540	Lead Human Resources Specialis	GS	056
18710	Lead Maint Mechanic	GS	054
10130	Lead Planner	PM	130
17825	Lead Solid Waste Truck Driver	GS	051
19146	Lead Trial Clerk	GS	053
11115	Legal/Contract Secretary	GS	051

15555	Library Acquisitions Specialis	GS	052
15580	Library Assistant	GS	043
15620	Library Branch Mgr	PM	129
15570	Library Customer Service Speci	GS	046
15440	Library Head Cataloger	PM	128
15430	Library Head of General Refere	PM	130
15560	Library Information Servic Spe	GS	049
15650	Library Literacy Coordinator	PM	125
15540	Library Programs Coordinator	PM	128
15550	Library Services Supervisor	GS	052
15530	Library Youth Services Coordin	PM	128
17145	Licensing & Permitting Spec	GS	060
10850	Loan Account & Collection Spec	GS	045
18780	Locksmith	GS	046
18740	Maint Mechanic	GS	051
18050	Maintenance Service Ticket Wri	GS	046
10050	Marketing & Customer Relations	PM	126
15150	Marketing and Cultural Tourism	PM	124
11540	Materials Specialist	GS	047
11520	Materials Supervisor	GS	054
17220	Mech & Plumbing Insp Supv	GS	055
17385	Mech & Plumbing Plans Examr	GS	057
13560	Mechanical Engineer	PM	132
13570	Mechanical Engineering Associa	PM	128
17270	Mechanical Inspector	GS	052
22120	Medical Assistant	GS	048
13250	Microbiologist	PM	125
19120	Municipal Court Hearing Office	PM	126
19152	Municipal Court Records Superv	GS	051
19130	Municipal Court Sentencing Coo	PM	124
19535	Municipal Vehicle Storage Faci	GS	048
15260	Museum Assistant Curator	PM	124
15225	Museum Curator	PM	127
15060	Museum Development Coordinator	PM	125
15245	Museum Edu Curator	PM	125
15050	Museum Events Coordinator	GS	049
18316	Museum Facilities Maint Supvr	GS	056
15040	Museum Manager	PM	132
15320	Museum Operations Assistant	GS	051
15070	Museum Preparator	PM	123
15080	Museum Registrar	PM	123
15310	Museum Store Manager	PM	123
10730	Neighborhood Relations Coordin	PM	124
22100	Nurse Supervisor	PM	130
22085	Nurse Supv	PM	130
22080	Nursing Program Manager	PM	133
22140	Nutrition Services Manager	PM	133

22170	Nutritionist	PM	125
11250	Office Assistant	GS	043
11210	Office Manager	GS	055
11220	Office Supervisor	GS	049
11330	Ombudsman	PM	128
16065	Open Space, Trails and Parks C	PM	126
17640	Operations Assistant	GS	053
17630	Operations Supervisor	GS	057
18715	Painter	GS	053
14240	Paratransit Assistant Superint	PM	128
16320	Park Area Supervisor	GS	055
16010	Park Operations Superintendent	PM	134
16210	Park User Representative	GS	054
19525	Parking & Traffic Controller	GS	048
19530	Parking Enforcement Controller	GS	047
12510	Parking Meter Service Supervis	GS	049
12520	Parking Meter Service Worker	GS	046
17627	Pavement Coordinator	PM	126
19440	Photographic Laboratory Senior	GS	53
19438	Photographic Laboratory Super	GS	056
19455	Photographic Laboratory Tech	GS	050
10150	Planner	PM	125
10170	Planning Specialist	GS	049
10190	Planning Technician	GS	043
18720	Plumber	GS	052
17260	Plumbing Inspector	GS	53
19220	Police Admin Svcs Division Mgr	PM	129
75670	Police Assistant Chief	P	8
19230	Police Budget Coordinator	PM	126
75630	Police Commander	P	6
10725	Police Community Services Supe	PM	130
19385	Police Court Liaison	GS	045
75660	Police Deputy Chief	P	7
75510	Police Detective	P	3
75680	Police Executive Asst. Chief	P	9
19340	Police Interagency Program Co	PM	122
75620	Police Lieutenant	P	5
75420	Police Officer	P	1
19325	Police Planner	PM	127
19370	Police Public Information Offi	PM	127
19250	Police Records Specialist	GS	047
19235	Police Records Supervisor	GS	057
19240	Police Records Unit Supervisor	GS	055
19760	Police Reports Specialist	GS	051
19233	Police Reports Supervisor	GS	055
75610	Police Sergeant	P	4
19320	Police Toxicologist	PM	128

19310	Police Train Mgr	PM	128
75410	Police Trainee	GS	054
11720	Police Training Technician	GS	053
13750	Pretreatment Assist Mgr	PM	125
20930	Pretreatment Field Operations	GS	057
20940	Pretreatment Inspector	GS	051
13720	Pretreatment Mgr	PM	132
13740	Pretreatment Engineering Associ	PM	128
11070	Printing & Equip Oper	GS	046
10320	Procurement Analyst	PM	126
10350	Project Compliance Specialist	PM	122
19465	Prop & Evidence Spec	GS	048
19450	Prop & Evidence Supv	GS	052
19460	Property and Disposition Speci	GS	050
11530	Property Control Off	GS	050
11560	Property Control Officer	GS	050
17237	Property Maint & Housing Inspe	GS	055
17227	Prpty Maint & Housing Inspe Su	GS	057
15545	Pub Svs Librarian	PM	125
15110	Public Arts Program Coordinato	PM	125
22300	Public Health Aide	GS	045
22090	Public Health Nurse	PM	128
22265	Public Health Program Manager	PM	132
22290	Public Health Specialist	PM	123
22270	Public Health Supervisor	PM	128
22070	Public Health Technician	GS	052
19780	Public Safety Communications S	GS	050
19750	Public Safety Communicator	GS	054
19755	Public Safety Communicator Tra	GS	051
19740	Public Safety Dispatcher - Pol	GS	051
19770	Public Safety Report Taker	GS	045
19730	Public Safety Shift Supervisor	GS	057
10310	Purch Agent	PM	129
10360	Purchasing Clerk	GS	047
13220	Quality Control Chemist	PM	131
16070	Recreation & Sports Coordinato	PM	126
16050	Recreation Division Supervisor	PM	129
16230	Recreation Leader	GS	047
16020	Recreation Prgm Mgr	PM	130
16130	Recreation Prgm Supv	PM	122
16220	Recreation Spec	GS	051
15615	Regional Library Branch Mgr	PM	130
11180	Research Assistant	PM	122
17650	Resurfacing Inspector	GS	047
12105	Return to Work Specialist	PM	124
12330	Revenue Processing Supervisor	GS	054
10380	Right of Way Agent	PM	125

10175	Right-of-Way Specialist	GS	049
12100	Risk Management Analyst	PM	129
12095	Risk Management Coordinator	PM	134
18714	Rockwall Crew Leader	GS	053
18770	Roofer	GS	053
11725	Safety and Training Coord	PM	125
23010	Safety Engineer	PM	132
11730	Safety Specialist	PM	124
11740	Safety Technician	GS	048
24030	Sanitarian	PM	125
24040	Sanitarian Specialist	PM	123
24000	Sanitary Services Manager	PM	134
24010	Sanitary Services Supervisor	PM	128
11130	Secretary	GS	046
12220	Senior Accountant	PM	128
12245	Senior Accounting/Payroll Spec	GS	052
22370	Senior Animal Care Attenda	GS	048
12085	Senior Auditor	PM	128
17315	Senior Code Compliance Officer	GS	053
19315	Senior Crime Analyst	PM	128
19150	Senior Deputy Court Clerk	GS	051
10710	Senior Grant Planner	PM	128
11055	Senior Graphics Technician	PM	123
10520	Senior HR Analyst	PM	128
10545	Senior Human Resources Special	GS	054
18604	Senior Industrial Electrician	GS	058
22150	Senior Nutritionist	PM	127
11230	Senior Office Assistant	GS	045
10140	Senior Planner	PM	128
10180	Senior Planning Technician	GS	046
17343	Senior Plans Examiner	PM	127
22280	Senior Public Health Specialis	PM	124
10325	Senior Purchasing Agent	PM	131
20450	Senior Safety Specialist	PM	126
11120	Senior Secretary	GS	049
12450	Senior Toll Collector	GS	048
16580	Senior Zoo Keeper	GS	049
14440	Shuttle Coach Operator	GS	045
10935	Sign Language Interpreter	PM	128
17810	Solid Waste Division Superviso	GS	054
17740	Solid Waste Landfill Superviso	GS	055
18525	Solid Waste Lead Service Workr	GS	048
17738	Solid Waste Operations Coordin	PM	122
17735	Solid Waste Operations Manager	PM	132
17820	Solid Waste Route Supervisor	GS	044
18565	Solid Waste Service Worker	GS	045
17730	Solid Waste Superintendent	GS	056

17824	Solid Waste Trk Drv Trainer	GS	052
17830	Solid Waste Truck Driver	GS	049
17840	Solid Waste Truck Driver Train	GS	043
15450	Southwest Librarian	PM	127
22340	Sr Animal Protection Officer	GS	053
12150	Sr. Budget & Mgmt Analyst	PM	129
12460	Sr. Cashier	GS	045
19435	Sr. Latent Print Examr	PM	123
13235	Sr. Microbiologist	PM	128
10315	Sr. Procurement Analyst	PM	128
10300	Sr. Purch Agent	PM	131
16240	Sr. Recreation Leader	GS	043
11550	Stores Clerk	GS	045
20705	Stormwater Superintendent	PM	130
18290	Streetcar Hostler	GS	043
18250	Streetcar Maintenance Supervis	GS	058
18270	Streetcar Maintenance Tech	GS	055
14235	Streetcar Safety Manager	PM	132
18555	Svs & Secur Worker	GS	043
17739	SW Fleet Support Srvs Chief	GS	058
12340	Tax Accounts Supervisor	GS	054
18240	Tire Repairer	GS	043
12420	Toll Collect Supv	GS	054
12480	Toll Collector	GS	043
19540	Tow Truck Operator	GS	045
18540	Trades Helper	GS	045
17510	Traffic Control Installation S	GS	053
13630	Traffic Control Planner	PM	126
13640	Traffic Control Specialist	GS	052
13610	Traffic Engineer	PM	132
13620	Traffic Engineer Associate	PM	128
17420	Traffic Signal Division Superv	GS	060
17440	Traffic Signal Maintenance Sup	GS	055
17430	Traffic Signs & Markings Divis	GS	059
17515	Traffic Signs & Markings Techn	GS	050
17520	Traffic Signs & Markings Worke	GS	048
17390	Traffic Signs and Markings Pla	GS	055
10440	Training & Development Coordin	PM	127
11700	Training & Public Programs Man	PM	132
11710	Training Specialist	PM	126
14258	Tran Asst Super of Ops	GS	058
14310	Tran Cust Svs Supv	GS	051
14320	Tran Data Spec	GS	051
14300	Tran Fleet Svs Supv	GS	052
14265	Tran Supv	GS	053
14260	Transit Call Ctr Supv	GS	055
14365	Transit Customer Service Repre	GS	044

14420	Transit Operator	GS	049
14410	Transit Operator Trainer	GS	051
14210	Transit Planning & Program Coo	PM	132
14360	Transit Quality Control Inspec	GS	049
14307	Transit Safety & Security Offi	PM	126
14305	Transit Safety Manager	PM	130
14306	Transit Safety Supervisor	PM	128
14340	Transit Schedule Writer	GS	051
14315	Transit Scheduler	GS	051
14255	Transit Senior Service Planner	PM	127
14256	Transit Service Planner	PM	125
11510	Transit Stock Controller	PM	123
14230	Transit Superintendent of Oper	PM	132
15610	Trans-Pecos Library System Coo	PM	130
17625	Transportation Manager	PM	132
17626	Transportation Planner	PM	127
14120	Transportation Svs Supv	GS	052
18440	Truck Driver	GS	045
20870	Util Central Control Oper	GS	054
20860	Util Central Control Supv	GS	058
20605	Util Cust Srv Quality Assuranc	GS	054
13730	Util Engr Assoc	PM	128
20625	Util Meter Reader Supv	GS	050
20650	Util Meter Repairer	GS	047
20615	Util Meter Shop Supv	GS	053
20635	Util Meter Sr. Repairer	GS	049
21140	Util Pipe Layer	GS	046
20905	Util Reclamation Plant Supt	PM	129
21030	Util Warehouse Supv	GS	057
13770	Util. Cptl. Imprv. Prgm. Spec	GS	056
20600	Utility Call Center Supervisor	GS	055
13245	Utility Chemist	PM	126
21008	Utility Chief Plants Maint Mgr	PM	134
20448	Utility Claims Specialist	PM	126
21060	Utility Construction Superviso	GS	054
20610	Utility Customer Service Super	GS	055
13710	Utility Engineer	PM	132
18445	Utility Equip Oper Associate	GS	044
18450	Utility Equip Operator Trainee	GS	043
20621	Utility Field Cust Serv Sr Ins	GS	051
20640	Utility Field Customer Service	GS	048
20630	Utility Field Customer Service	GS	049
20620	Utility Field Customer Service	GS	051
20430	Utility HR Assistant Mgr	PM	134
20560	Utility Laboratory Aide	GS	042
20555	Utility Laboratory Sampler	GS	048
20550	Utility Laboratory Technician	GS	050

21070	Utility Lead Maintenance Mech	GS	054
20660	Utility Meter Reader	GS	046
10375	Utility Planner	PM	126
20704	Utility Plant Chief Superinten	PM	132
20745	Utility Plant Lead Technician	GS	055
20750	Utility Plant Senior Tech	GS	052
20770	Utility Plant Technician	GS	050
20880	Utility Reclamation Plant Supe	PM	129
20440	Utility Safety & Claims Superv	PM	128
20530	Utility Sample Specialist	GS	53
13230	Utility Senior Chemist	PM	129
20645	Utility Senior Meter Reader	GS	048
17325	Vector Control Specialist	GS	051
17313	Vector Control Sr. Specialist	GS	054
17303	Vector Control Supervisor	GS	058
19520	Vehicle for Hire Inspector	GS	048
19510	Vehicle for Hire Supervisor	GS	050
16530	Veterinary Assistant	GS	049
16518	Veterinary Practice Manager	GS	055
16520	Veterinary Technician	GS	054
19380	Victim Services Advocate	GS	054
10910	Volunteer Program Coordinator	PM	125
10920	Volunteer Program Specialist	PM	122
10950	Volunteer Svs Spec	GS	050
19155	Warrant Clerk	GS	047
19158	Warrants Deputy Court Clerk	GS	048
21027	Wastewater Coll Maint Asst Sup	GS	060
21015	Wastewater Coll Systems Chief	PM	130
21025	Wastewater Collection Maintena	PM	128
21028	Wastewater Constr Asst Superin	PM	125
21020	Wastewater Construction Superi	PM	128
21130	Wastewater Lead Service Worker	GS	045
21040	Wastewater Lift Station Mainte	GS	054
20910	Wastewater Lift Station Superi	PM	128
20740	Wastewater Plant Assistant Sup	PM	125
20760	Wastewater Plant Senior Techni	GS	052
20720	Wastewater Plant Superintenden	PM	130
21110	Wastewater Service Worker Supe	GS	052
21050	Wastewtr Collect Maint Supv	GS	055
20525	Wastewtr Ops Control Analyst	PM	129
20320	Water Conservation Specialist	PM	124
20330	Water Conservation Technician	GS	049
21026	Water Dist Asst Superintendent	PM	125
21031	Water Dist Maint Trainer Super	GS	057
21010	Water Distribution Supt	PM	130
21120	Water Lead Service Worker	GS	048
20528	Water Ops Control Analyst	PM	129

20730	Water Plant Assistant Superint	PM	125
20710	Water Plant Superintendent	PM	130
20830	Water Production Assist Supt	PM	125
20810	Water Production Superintenden	PM	130
21100	Water Service Worker Superviso	GS	052
21115	Water Svs Insp	GS	050
18730	Welder	GS	052
18790	Welder	GS	052
22050	WIC Services Manager	PM	130
17395	Zone Board Adjust Secretary	GS	053
16500	Zoo Animal Behavior and Enrich	GS	053
16430	Zoo Animal Curator	PM	129
16560	Zoo Area Supervisor	GS	051
16550	Zoo Collection Supervisor	GS	53
16543	Zoo Commissary Lead Tech	GS	046
16540	Zoo Commissary Supervisor	GS	052
16545	Zoo Commissary Technician	GS	043
16440	Zoo Education Curator	PM	125
16445	Zoo Education Specialist	PM	123
16485	Zoo Exhibit Tech	GS	051
16490	Zoo Facilities Supv	GS	050
16462	Zoo Graphics Specialist	GS	058
16590	Zoo Keeper	GS	047
16460	Zoo Parks Operations Manager	PM	130
16465	Zoo Registrar	GS	053

Schedule E
Department of Information Technology Services
FY 2025 Maintenance, Support, and License Renewals

Dept.	DIVISION	ACCOUNT	PROGRAM	ACCOUNT DESCRIPTOIN	FY2025 Budget	Vendor
Capital Improvement	15240	522020	P1506	Data Processing Svcs. Contracts	41,809	LCPTracker Inc.
Capital Improvement	15240	522020	P1506	Data Processing Svcs. Contracts	1,200	Sketchup Licenses
Capital Improvement	15240	522020	P1506	Data Processing Svcs. Contracts	6,000	Rivet Licenses

49,009

City Attorney	15240	522150	P1506	Outside Contracts -Noc	40,974	GovQA Inc. / Granicus LLC.
City Attorney	15240	522150	P1506	Outside Contracts -Noc	6,829	GovQA Inc./ Granicus LLC.
City Attorney	15240	522290	P1506	Data Processing Svcs. Contracts	73,875	Thomson Reuters Elite d/b/a/ West Publishing Corp.
City Attorney	15240	522150	P1506	Outside Contracts -Noc	5,800	Thomson Reuters Elite d/b/a/ West Publishing Corp.

127,478

City Clerk	15240	522020	P1506	Data Processing Svcs. Contracts	2,760	Civc Plus
City Clerk	15240	522020	P1506	Data Processing Svcs. Contracts	30,000	RFD and Associate Inc.
City Clerk	11020	522020	P1506	Data Processing Svcs. Contracts	\$6,606	Civic Plus - Ellen Ostermeyer
City Clerk	11020	522020	P1506	Data Processing Svcs. Contracts	\$1,170	Carahsoft - Natalie Nohra
City Clerk	11020	522020	P1506	Data Processing Svcs. Contracts	\$2,757	Simply Voting Inc. - Victor Chemtob

\$43,293

CITYWIDE	15240	522020	P1506	Data Processing Svcs. Contracts	285,000	Microsoft Corporation
CITYWIDE	15240	522020	P1506	Data Processing Svcs. Contracts	1,700,000	SHI Govt Solutions
CITYWIDE	15240	522020	P1506	Data Processing Svcs. Contracts	18,000	SHI Govt Solutions
CITYWIDE	15240	522020	P1506	Data Processing Svcs. Contracts	55,000	SHI Govt Solutions
CITYWIDE	15240	522020	P1506	Data Processing Svcs. Contracts	200,000	Insight Public Sector
CITYWIDE	15240	522020	P1506	Data Processing Svcs. Contracts	45,000	SHI Govt Solutions
CITYWIDE	15240	522020	P1506	Data Processing Services. Contracts	266,350	Environmental Systems Research Institute (ESRI)
CITYWIDE	15240	522020	P1506	Data Processing Svcs. Contracts	1,158,000	Carahsoft Inc. / Accela Inc.
CITYWIDE	15240	522020	P1506	Data Processing Svcs. Contracts	60,000	Carahsoft Inc.
CITYWIDE	15240	522020	P1506	Data Processing Svcs. Contracts	180,000	Carahsoft Inc.
CITYWIDE	15240	522020	P1506	Data Processing Svcs. Contracts	114,954	Granicus LLC.
CITYWIDE	15240	522020	P1506	Data Processing Svcs. Contracts	25,500	Spectrum Technologies Inc.

Dept.	DIVISION	ACCOUNT	PROGRAM	ACCOUNT DESCRIPTOIN	FY2025 Budget	Vendor
CITYWIDE	15240	522020	P1506	Data Processing Svcs. Contracts	130,000	SHI Govt Solutions
CITYWIDE	15240	522020	P1506	Data Processing Svcs. Contracts	17,238	Advanced Security Contractors/ITD Electripro
CITYWIDE	15240	522020	P1506	Data Processing Svcs. Contracts	36,000	Advanced Security Contractors
CITYWIDE	15240	522020	P1506	Data Processing Svcs. Contracts	16,050	Creative Enterprise Solutions, LLC dba Beyond20
CITYWIDE	15240	522020	P1506	Data Processing Svcs. Contracts	122,000	SHI Govt Solutions
CITYWIDE	15240	522020	P1506	Data Processing Svcs. Contracts	105,000	SHI Govt Solutions
CITYWIDE	15240	522020	P1506	Data Processing Svcs. Contracts	8,250	SHI Govt Solutions
CITYWIDE	15240	522020	P1506	Data Processing Svcs. Contracts	5,000	SHI Govt Solutions
CITYWIDE	15240	522020	P1506	Data Processing Svcs. Contracts	120,000	Dell / Spectrum
CITYWIDE	15240	522020	P1506	Data Processing Svcs. Contracts	85,386	Carahsoft Inc.
CITYWIDE	15240	522020	P1506	Data Processing Svcs. Contracts	65,000	Flo Networks Inc.
CITYWIDE	15240	522020	P1506	Data Processing Svcs. Contracts	35,000	Various Vendors
CITYWIDE	15240	522020	P1506	Data Processing Svcs. Contracts	15,000	Active Power Inc.
CITYWIDE	15240	522020	P1506	Data Processing Svcs. Contracts	33,000	SHI Govt Solutions
CITYWIDE	15240	522020	P1506	Data Processing Svcs. Contracts	192,375	SHI Govt Solutions
CITYWIDE	15240	522020	P1506	Data Processing Svcs. Contracts	40,000	Hewlett Packard Enterprise Company
CITYWIDE	15240	522020	P1506	Data Processing Svcs. Contracts	270,000	VMWare
CITYWIDE	15240	522020	P1506	Data Processing Svcs. Contracts	65,000	Decision Tree Inc.
CITYWIDE	15240	522020	P1506	Data Processing Svcs. Contracts	5,000	Decision Tree Inc.
CITYWIDE	15240	522020	P1506	Data Processing Svcs. Contracts	1,000	Diligent Corporation
CITYWIDE	15240	522020	P1506	Data Processing Svcs. Contracts	80,000	SHI Govt Solutions
CITYWIDE	15240	522020	P1506	Data Processing Svcs. Contracts	7,500	SHI Govt Solutions
CITYWIDE	15240	522020	P1507	Data Processing Svcs. Contracts	12,000	Decision Tree Inc.
CITYWIDE	15240	522020	P1508	Data Processing Svcs. Contracts	12,000	Precidio Network Solutions
CITYWIDE	15240	522020	P1509	Data Processing Svcs. Contracts	40,000	SHI Govt Solutions
CITYWIDE	15240	522020	P1506	Data Processing Svcs. Contracts	1,820	SHI Govt Solutions
CITYWIDE	15240	522020	P1506	Data Processing Svcs. Contracts	58,000	Terralogic Document Systems
CITYWIDE	15240	522020	P1506	Data Processing Svcs. Contracts	150,000	DLT Solutions / Tech Data Corporation
CITYWIDE	15240	522150	P1506	Data Processing Svcs. Contracts	567,610	Oracle America Inc.
CITYWIDE	15240	522150	P1506	Data Processing Svcs. Contracts	154,500	Oracle America Inc.
CITYWIDE	15240	522150	P1506	Data Processing Svcs. Contracts	251,400	Oracle America Inc.
CITYWIDE	15240	522150	P1506	Data Processing Svcs. Contracts	190,325	Oracle America Inc.
CITYWIDE	15240	522150	P1506	Data Processing Svcs. Contracts	322,000	Oracle America Inc.
CITYWIDE	15240	522150	P1506	Data Processing Svcs. Contracts	118,976	Oracle America Inc.

Dept.	DIVISION	ACCOUNT	PROGRAM	ACCOUNT DESCRIPTION	FY2025 Budget	Vendor
CITYWIDE	15240	522150	P1506	Data Processing Svcs. Contracts	6,000	Oracle America Inc.
CITYWIDE	15240	522020	P1506	Data Processing Svcs. Contracts	150,000	Oracle America Inc.
CITYWIDE	15240	522020	P1506	Data Processing Svcs. Contracts	5,000	SHI Govt Solutions
CITYWIDE	15240	522020	P1506	Data Processing Svcs. Contracts	10,000	SHI Govt Solutions
CITYWIDE	15240	522020	P1506	Data Processing Svcs. Contracts	7,500	SHI Govt Solutions
CITYWIDE	15240	522020	P1506	Data Processing Svcs. Contracts	23,500	Innis Maggiore Group Inc.
CITYWIDE	15240	522020	P1506	Data Processing Svcs. Contracts	15,000	HPS Audio Video LLC.
CITYWIDE	15240	522020	P1506	Data Processing Svcs. Contracts	85,000	Advanced Security Contractors
CITYWIDE	15240	522020	P1506	Data Processing Svcs. Contracts	93,000	SHI Govt Solutions
CITYWIDE	15240	522020	P1506	Data Processing Svcs. Contracts	75,000	Creative Enterprise Solutions, LLC dba Beyond20
CITYWIDE	15240	522020	P1506	Data Processing Svcs. Contracts	175,000	TBD
CITYWIDE	15240	522020	P1506	Data Processing Svcs. Contracts	30,000	SHI Govt Solutions
CITYWIDE	15240	522020	P1506	Data Processing Svcs. Contracts	7,303	Micro Tel Inc.
CITYWIDE	15240	522020	P1507	Data Processing Svcs. Contracts	100,000	Advanced Security Contractors / ITD Electripro
CITYWIDE	15240	522020	P1506	Data Processing Svcs. Contracts	50,000	Advanced Security Contractors
CITYWIDE	15240	522290	P1506	Data Processing Svcs. Contracts	80,000	ITD Electripro
CITYWIDE	15240	522290	P1506	Data Processing Svcs. Contracts	25,000	Decision Tree Inc.
CITYWIDE	15240	522290	P1506	Data Processing Svcs. Contracts	25,000	Decision Tree Inc.
CITYWIDE	15240	522020	P1506	Data Processing Svcs. Contracts	285,000	Dell Computer Corp. d/b/a/ Dell Marketing LP
CITYWIDE	15240	522020	P1506	Data Processing Svcs. Contracts	33,000	SHI Govt Solutions
CITYWIDE	15240	522020	P1506	Data Processing Svcs. Contracts	24,000	SHI Govt Solutions
CITYWIDE	15240	522020	P1506	Data Processing Svcs. Contracts	64,000	Solid Border Inc / Bitsight
CITYWIDE	15240	522020	P1506	Data Processing Svcs. Contracts	15,750	Dell Computer Corp. d/b/a/ Dell Marketing LP
CITYWIDE	15240	522020	P1506	Data Processing Svcs. Contracts	11,000	Oracle America Inc.
CITYWIDE	15240	522020	P1506	Data Processing Svcs. Contracts	7,500	Faronics Technologies USA Inc.
CITYWIDE	15240	522020	P1506	Data Processing Svcs. Contracts	20,000	Pivot Technology Services Corp.
CITYWIDE	15240	522020	P1506	Data Processing Svcs. Contracts	350,000	Pivot Technology Services Corp.
CITYWIDE	15240	522020	P1506	Data Processing Svcs. Contracts	133,980	Pivot Technology Services Corp.
CITYWIDE	15240	522020	P1506	Data Processing Svcs. Contracts	67,774	Pivot Technology Services Corp.
CITYWIDE	15240	522020	P1506	Data Processing Svcs. Contracts	25,000	SHI Govt Solutions
CITYWIDE	15240	522290	P1506	Data Processing Svcs. Contracts	20,000	Insight Public Sector
CITYWIDE	15240	522020	P1506	Data Processing Svcs. Contracts	15,000	Decision Tree Inc.
CITYWIDE	15240	522020	P1506	Data Processing Svcs. Contracts	4,500	SHI Govt Solutions
CITYWIDE	15240	522290	P1506	Office Equip. Maint. Contracts	25,000	John Hargrove Consulting

Dept.	DIVISION	ACCOUNT	PROGRAM	ACCOUNT DESCRIPTOIN	FY2025 Budget	Vendor
CITYWIDE	15240	522290	P1506	Office Equip. Maint. Contracts	50,000	MCA Communications of America
CITYWIDE	15240	522290	P1506	Office Equip. Maint. Contracts	139,683	MCA Communications of America
CITYWIDE	15240	522290	P1506	Office Equip. Maint. Contracts	1,636,219	Motorola Solutions Inc.
CITYWIDE	15240	522290	P1506	Office Equip. Maint. Contracts	40,000	Motorola Solutions Inc.
CITYWIDE	15240	522290	P1506	Office Equip. Maint. Contracts	25,000	WatchGuard Inc.

11,394,943

Economic Development	15240	522020	P1506	Data Processing Svcs. Contracts	800	C2ER
Economic Development	15240	522020	P1506	Data Processing Svcs. Contracts	15,500	Chmura Economics & Analytics
Economic Development	15240	522020	P1506	Data Processing Svcs. Contracts	1,900	Moody's Analytics
Economic Development	15240	522020	P1506	Data Processing Svcs. Contracts	10,750	Impact Data Source
Economic Development	15240	522020	P1506	Data Processing Svcs. Contracts	12,405	Implan
Economic Development	15240	522020	P1506	Data Processing Svcs. Contracts	23,075	keen 360 Inc.
Economic Development	15240	522020	P1506	Data Processing Svcs. Contracts	8,000	SizeUP
Economic Development	15240	522020	P1507	Data Processing Svcs. Contracts	6,000	elmpact
Economic Development	15240	522020	P1507	Data Processing Svcs. Contracts	2,205	D&B Hoovers

80,635

Fire	15240	522020	P1506	Data Processing Svcs. Contracts	17,500	ESI Acquisition Inc./ Juvare LLC
Fire	15240	522020	P1506	Data Processing Svcs. Contracts	80,000	Sierra Wireless America Inc. / Insight Public Sector
Fire	15240	522020	P1506	Data Processing Svcs. Contracts	69,000	Target Solutions Learning Inc.
Fire	15240	522020	P1506	Data Processing Svcs. Contracts	12,000	Kronos Inc.
Fire	15240	522020	P1506	Data Processing Svcs. Contracts	20,000	PulsePoint Foundation
Fire	15240	522020	P1506	Data Processing Svcs. Contracts	400,000	Carahsoft Inc.

598,500

Human Resources	15240	522150	P1506	Outside Contracts - Noc	7,500	Economic Research Institute
Human Resources	15240	522150	P1506	Outside Contracts - Noc	10,301	SHI Govt Solutions
Human Resources	15240	522150	P1506	Outside Contracts - Noc	85,450	SHI Govt Solutions
Human Resources	15240	522150	P1506	Outside Contracts - Noc	151,530	SHI Govt Solutions
Human Resources	15240	522020	P1506	Data Processing Svcs. Contracts	270,000	Kronos Inc.
Human Resources	15240	522020	P1506	Data Processing Svcs. Contracts	1,600	Scantron Corporation

526,381

Dept.	DIVISION	ACCOUNT	PROGRAM	ACCOUNT DESCRIPTOIN	FY2025 Budget	Vendor
Libraries	15240	522290	P1506	Office Equip. Maint. Contracts	138,498	SIRSI Corporation d/b/a/ SirisDynix
Libraries	15240	522290	P1506	Office Equip. Maint. Contracts	13,645	SIRSI Corporation d/b/a/ SirisDynix
Libraries	15240	522290	P1506	Office Equip. Maint. Contracts	7,559	SIRSI Corporation d/b/a/ SirisDynix
Libraries	15240	522020	P1506	Data Processing Svcs. Contracts	75,000	Bibliotheca Inc.
Libraries	15240	522020	P1506	Data Processing Svcs. Contracts	35,344	Comprise Technologies Inc.
Libraries	15240	522020	P1506	Data Processing Svcs. Contracts	1,764	TechLogic Corporation
Libraries	15240	522020	P1506	Data Processing Svcs. Contracts	15,000	Immix inc. / Vispero

286,811

MCAD	15240	522020	P1506	Data Processing Svcs. Contracts	67,517	The Gibson Group Touch City Ltd.
MCAD	15240	522020	P1506	Data Processing Svcs. Contracts	3,500	PCMG Inc.
MCAD	15240	522020	P1506	Data Processing Svcs. Contracts	2,210	Past Perfect Software Inc.
MCAD	15240	522020	P1506	Data Processing Svcs. Contracts	8,775	Submit table Holdings Inc.
MCAD	15240	522020	P1506	Data Processing Svcs. Contracts	10,440	Wild Apricot

92,442

OTC	15240	522150	P1506	Outside Contracts - Noc	46,872	Vertisoft LLC. / Workiva Inc.
OTC	15240	522150	P1506	Outside Contracts - Noc	18,136	Appricity Corporation
OTC	15240	522150	P1506	Outside Contracts - Noc	30,279	Prodigiq Inc.
OTC	15240	522020	P1506	Data Processing Svcs. Contracts	65,000	e-CIVIS Inc.
OTC	15240	522020	P1506	Data Processing Svcs. Contracts	2,000	1099 Pro Inc.

162,287

OMB	15240	522150	P1506	Outside Contracts - Noc	23,000	Neos Consulting
-----	-------	--------	-------	-------------------------	--------	-----------------

Parks	15249	522020	P1506	Data Processing Svcs. Contracts	46,759	Perfect Mind Inc.
-------	-------	--------	-------	---------------------------------	--------	-------------------

Planning & Inspections	15240	522020	P1506	Data Processing Svcs. Contracts	28,025	Selectron Technologies Inc.
Planning & Inspections	15240	522020	P1506	Data Processing Svcs. Contracts	16,750	CityGovApp Inc.
Planning & Inspections	15240	522020	P1506	Data Processing Svcs. Contracts	15,000	Qless, Inc.
Planning & Inspections	15240	522020	P1506	Data Processing Svcs. Contracts	7,000	Pivot Technology Services Corp.
Planning & Inspections	15240	522020	P1506	Data Processing Svcs. Contracts	75,338	Carahsoft / e-Plansoft
Planning & Inspections	15240	522020	P1506	Data Processing Svcs. Contracts	14,000	T-Mobile USA Inc.

156,113

Dept.	DIVISION	ACCOUNT	PROGRAM	ACCOUNT DESCRIPTION	FY2025 Budget	Vendor
-------	----------	---------	---------	---------------------	---------------	--------

Police	15240	522020	P1506	Data Processing Svcs. Contracts	3,822	CI Technologies Inc.
Police	15240	522020	P1506	Data Processing Svcs. Contracts	209,544	Intergraph Corporation d/b/a/ Hexagon Safety and
Police	15240	522020	P1506	Data Processing Svcs. Contracts	5,470	Hexagon Safety and Infrastructure
Police	15240	522020	P1506	Data Processing Svcs. Contracts	15,000	Orion Communications, Inc.
Police	15240	522020	P1506	Data Processing Svcs. Contracts	6,000	Orion Communications, Inc.
Police	15240	522020	P1506	Data Processing Svcs. Contracts	60,528	SHI Govt Solutions
Police	15240	522020	P1506	Data Processing Svcs. Contracts	215,665	Idemia Identity & Security USA LLC
Police	15240	522020	P1506	Data Processing Svcs. Contracts	2,000	Scantron Corporation
Police	15240	522020	P1506	Data Processing Svcs. Contracts	7,000	Noritsu America Corporation
Police	15240	522020	P1506	Data Processing Svcs. Contracts	2,000	Digital Audio Corp. d/b/a/ Salient Sciences
Police	15240	522020	P1506	Data Processing Svcs. Contracts	9,798	Oxygen Forensics
Police	15240	522020	P1506	Data Processing Svcs. Contracts	6,300	Axon Enterprise previously iINPUT-ACE
Police	15240	522020	P1506	Data Processing Svcs. Contracts	18,800	Carahsoft Inc.
Police	15240	522020	P1506	Data Processing Svcs. Contracts	6,300	Hawke Analytics Inc.
Police	15240	522020	P1506	Data Processing Svcs. Contracts	34,000	ZNET Tech LLC
Police	15240	522020	P1506	Data Processing Svcs. Contracts	67,500	Lexis-Nexis
Police	15240	522020	P1506	Data Processing Svcs. Contracts	14,575	Magnet Forensics / Carahsoft Inc.
Police	15240	522020	P1506	Data Processing Svcs. Contracts	3,575	Berla iVE & Blackthorn GPS
Police	15240	522020	P1506	Data Processing Svcs. Contracts	168,249	APIC Solutions Inc.

856,126

Public Health	15240	522020	P1506	Data Processing Svcs. Contracts	6,000	Henry Schein Practice Solutions
Public Health	15240	522020	P1506	Data Processing Svcs. Contracts	7,500	Qless Inc.
Public Health	15240	522020	P1506	Data Processing Svcs. Contracts	1,504	Shi Government
Public Health	15240	522020	P1506	Data Processing Svcs. Contracts	1,440	Grammerly
Public Health	15240	522020	P1506	Data Processing Svcs. Contracts	750	Canva
Public Health	15240	522020	P1506	Data Processing Svcs. Contracts	600	Animaker
Public Health	15240	522020	P1506	Data Processing Svcs. Contracts	41,200	Paso Del Norte Health Information Exchange (PHIX)
Public Health	15240	522020	P1506	Data Processing Svcs. Contracts	40,000	Advanced Business Software
Public Health	15240	522020	P1506	Data Processing Svcs. Contracts	27,720	SCENE

126,714

Dept.	DIVISION	ACCOUNT	PROGRAM	ACCOUNT DESCRIPTION	FY2025 Budget	Vendor
-------	----------	---------	---------	---------------------	---------------	--------

Purchasing & Strategic Sourcing	15240	522020	P1506	Data Processing Svcs. Contracts	2,500	Wild Apricot
Purchasing & Strategic Sourcing	15240	522150	P1506	Outside Contracts - Noc	50,000	Equal Level Inc.
Purchasing & Strategic Sourcing	15240	522150	P1506	Data Processing Svcs. Contracts	29,000	Equal Level Inc.
Purchasing & Strategic Sourcing	15240	522150	P1506	Outside Contracts -Noc	28,725	Vfairs
Purchasing & Strategic Sourcing	15240	522020	P1506	Data Processing Svcs. Contracts	34,650	lonwave
Purchasing & Strategic Sourcing	15240	522150	P1506	Data Processing Svcs. Contracts	68,475	Carahsoft Inc./ Paymentworks

213,350

Streets and Maintenance	15240	522020	P1506	Data Processing Svcs. Contracts	35,056.00	Paradigm Traffic Systems
Streets and Maintenance	15240	522150	P1506	Data Processing Svcs. Contracts	3,010	Transoft Solutions
Streets and Maintenance	15240	522020	P1506	Data Processing Svcs. Contracts	3,947	Trafficware Ltd.
Streets and Maintenance	15240	522020	P1506	Data Processing Svcs. Contracts	35,000	MioVision
Streets and Maintenance	15240	522020	P1506	Data Processing Svcs. Contracts	19,500	Johnson Controls Inc.
Streets and Maintenance	15240	522150	P1506	Data Processing Svcs. Contracts	1,148	APWA Tracking Software
Streets and Maintenance	15240	522150	P1506	Data Processing Svcs. Contracts	35,750	Prodigiq

133,411

2024 Tax Rate Calculation Worksheet

Taxing Units Other Than School Districts or Water Districts

Form 50-856

CITY OF EL PASO

(915) 212-0000

Taxing Unit Name

Phone (area code and number)

300 N. Campbell, El Paso, TX 79901

www.elpasotexas.gov

Taxing Unit's Address, City, State, ZIP Code

Taxing Unit's Website Address

GENERAL INFORMATION: Tax Code Section 26.04(c) requires an officer or employee designated by the governing body to calculate the no-new-revenue (NNR) tax rate and voter-approval tax rate for the taxing unit. These tax rates are expressed in dollars per \$100 of taxable value calculated. The calculation process starts after the chief appraiser delivers to the taxing unit the certified appraisal roll and the estimated values of properties under protest. The designated officer or employee shall certify that the officer or employee has accurately calculated the tax rates and used values shown for the certified appraisal roll or certified estimate. The officer or employee submits the rates to the governing body by Aug. 7 or as soon thereafter as practicable.

School districts do not use this form, but instead use Comptroller Form 50-859 *Tax Rate Calculation Worksheet, School District without Chapter 313 Agreements* or Comptroller Form 50-884 *Tax Rate Calculation Worksheet, School District with Chapter 313 Agreements*.

Water districts as defined under Water Code Section 49.001(1) do not use this form, but instead use Comptroller Form 50-858 *Water District Voter-Approval Tax Rate Worksheet for Low Tax Rate and Developing Districts* or Comptroller Form 50-860 *Developed Water District Voter-Approval Tax Rate Worksheet*.

The Comptroller's office provides this worksheet to assist taxing units in determining tax rates. The information provided in this worksheet is offered as technical assistance and not legal advice. Taxing units should consult legal counsel for interpretations of law regarding tax rate preparation and adoption.

SECTION 1: No-New-Revenue Tax Rate

The NNR tax rate enables the public to evaluate the relationship between taxes for the prior year and for the current year based on a tax rate that would produce the same amount of taxes (no new taxes) if applied to the same properties that are taxed in both years. When appraisal values increase, the NNR tax rate should decrease.

The NNR tax rate for a county is the sum of the NNR tax rates calculated for each type of tax the county levies.

While uncommon, it is possible for a taxing unit to provide an exemption for only maintenance and operations taxes. In this case, the taxing unit will need to calculate the NNR tax rate separately for the maintenance and operations tax and the debt tax, then add the two components together.

Line	No-New-Revenue Tax Rate Worksheet	Amount/Rate
1.	Prior year total taxable value. Enter the amount of the prior year taxable value on the prior year tax roll today. Include any adjustments since last year's certification; exclude Tax Code Section 25.25(d) one-fourth and one-third over-appraisal corrections from these adjustments. Exclude any property value subject to an appeal under Chapter 42 as of July 25 (will add undisputed value in Line 6). This total includes the taxable value of homesteads with tax ceilings (will deduct in Line 2) and the captured value for tax increment financing (adjustment is made by deducting TIF taxes, as reflected in Line 17). ¹	\$ 46,948,442,200
2.	Prior year tax ceilings. Counties, cities and junior college districts. Enter the prior year total taxable value of homesteads with tax ceilings. These include the homesteads of homeowners age 65 or older or disabled. Other taxing units enter 0. If your taxing unit adopted the tax ceiling provision last year or a prior year for homeowners age 65 or older or disabled, use this step. ²	\$ 0
3.	Preliminary prior year adjusted taxable value. Subtract Line 2 from Line 1.	\$ 46,948,442,200
4.	Prior year total adopted tax rate.	\$ 0.818875 /\$100
5.	Prior year taxable value lost because court appeals of ARB decisions reduced the prior year's appraised value.	
	A. Original prior year ARB values:.....	\$ 1,735,234,576
	B. Prior year values resulting from final court decisions:.....	- \$ 1,444,035,418
	C. Prior year value loss. Subtract B from A. ³	\$ 291,199,158
6.	Prior year taxable value subject to an appeal under Chapter 42, as of July 25.	
	A. Prior year ARB certified value:.....	\$ 1,559,150,686
	B. Prior year disputed value:.....	- \$ 498,558,927
	C. Prior year undisputed value. Subtract B from A. ⁴	\$ 1,060,591,759
7.	Prior year Chapter 42 related adjusted values. Add Line 5C and Line 6C.	\$ 1,351,790,917

¹ Tex. Tax Code §26.012(14)

² Tex. Tax Code §26.012(14)

³ Tex. Tax Code §26.012(13)

⁴ Tex. Tax Code §26.012(13)

Line	No-New-Revenue Tax Rate Worksheet	Amount/Rate
8.	Prior year taxable value, adjusted for actual and potential court-ordered adjustments. Add Line 3 and Line 7.	\$ 48,300,233,117
9.	Prior year taxable value of property in territory the taxing unit deannexed after Jan. 1, 2024. Enter the prior year value of property in deannexed territory. ⁵	\$ 0
10.	<p>Prior year taxable value lost because property first qualified for an exemption in the current year. If the taxing unit increased an original exemption, use the difference between the original exempted amount and the increased exempted amount. Do not include value lost due to freeport, goods-in-transit, temporary disaster exemptions. Note that lowering the amount or percentage of an existing exemption in the current year does not create a new exemption or reduce taxable value.</p> <p>A. Absolute exemptions. Use prior year market value: \$ 25,723,015</p> <p>B. Partial exemptions. Current year exemption amount or current year percentage exemption times prior year value: + \$ 193,284,378</p> <p>C. Value loss. Add A and B.⁶</p>	\$ 219,007,393
11.	<p>Prior year taxable value lost because property first qualified for agricultural appraisal (1-d or 1-d-1), timber appraisal, recreational/scenic appraisal or public access airport special appraisal in the current year. Use only properties that qualified for the first time in the current year; do not use properties that qualified in the prior year.</p> <p>A. Prior year market value: \$ 29,324</p> <p>B. Current year productivity or special appraised value: - \$ 1,013</p> <p>C. Value loss. Subtract B from A.⁷</p>	\$ 28,311
12.	Total adjustments for lost value. Add Lines 9, 10C and 11C.	\$ 219,035,704
13.	Prior year captured value of property in a TIF. Enter the total value of the prior year captured appraised value of property taxable by a taxing unit in a tax increment financing zone for which the prior year taxes were deposited into the tax increment fund. ⁸ If the taxing unit has no captured appraised value in line 18D, enter 0.	\$ 541,579,258
14.	Prior year total value. Subtract Line 12 and Line 13 from Line 8.	\$ 47,539,618,155
15.	Adjusted prior year total levy. Multiply Line 4 by Line 14 and divide by \$100.	\$ 389,290,048
16.	Taxes refunded for years preceding the prior tax year. Enter the amount of taxes refunded by the taxing unit for tax years preceding the prior tax year. Types of refunds include court decisions, Tax Code Section 25.25(b) and (c) corrections and Tax Code Section 31.11 payment errors. Do not include refunds for the prior tax year. This line applies only to tax years preceding the prior tax year. ⁹	\$ 5,055,177
17.	Adjusted prior year levy with refunds and TIF adjustment. Add Lines 15 and 16. ¹⁰	\$ 394,345,225
18.	<p>Total current year taxable value on the current year certified appraisal roll today. This value includes only certified values or certified estimate of values and includes the total taxable value of homesteads with tax ceilings (will deduct in Line 20). These homesteads include homeowners age 65 or older or disabled.¹¹</p> <p>A. Certified values: \$ 52,549,988,376</p> <p>B. Counties: Include railroad rolling stock values certified by the Comptroller's office: + \$ _____</p> <p>C. Pollution control and energy storage system exemption: Deduct the value of property exempted for the current tax year for the first time as pollution control or energy storage system property: - \$ 0</p> <p>D. Tax increment financing: Deduct the current year captured appraised value of property taxable by a taxing unit in a tax increment financing zone for which the current year taxes will be deposited into the tax increment fund. Do not include any new property value that will be included in Line 23 below.¹² - \$ 641,400,354</p> <p>E. Total current year value. Add A and B, then subtract C and D.</p>	\$ 51,908,588,022

⁵ Tex. Tax Code §26.012(15)

⁶ Tex. Tax Code §26.012(15)

⁷ Tex. Tax Code §26.012(15)

⁸ Tex. Tax Code §26.03(c)

⁹ Tex. Tax Code §26.012(13)

¹⁰ Tex. Tax Code §26.012(13)

¹¹ Tex. Tax Code §26.012, 26.04(c-2)

¹² Tex. Tax Code §26.03(c)

Line	No-New-Revenue Tax Rate Worksheet	Amount/Rate
19.	<p>Total value of properties under protest or not included on certified appraisal roll. ¹³</p> <p>A. Current year taxable value of properties under protest. The chief appraiser certifies a list of properties still under ARB protest. The list shows the appraisal district’s value and the taxpayer’s claimed value, if any, or an estimate of the value if the taxpayer wins. For each of the properties under protest, use the lowest of these values. Enter the total value under protest. ¹⁴ \$ <u>379,678,195</u></p> <p>B. Current year value of properties not under protest or included on certified appraisal roll. The chief appraiser gives taxing units a list of those taxable properties that the chief appraiser knows about but are not included in the appraisal roll certification. These properties also are not on the list of properties that are still under protest. On this list of properties, the chief appraiser includes the market value, appraised value and exemptions for the preceding year and a reasonable estimate of the market value, appraised value and exemptions for the current year. Use the lower market, appraised or taxable value (as appropriate). Enter the total value of property not on the certified roll. ¹⁵ + \$ <u>0</u></p> <p>C. Total value under protest or not certified. Add A and B. \$ <u>379,678,195</u></p>	
20.	Current year tax ceilings. Counties, cities and junior colleges enter current year total taxable value of homesteads with tax ceilings. These include the home- steads of homeowners age 65 or older or disabled. Other taxing units enter 0. If your taxing unit adopted the tax ceiling provision in the prior year or a previous year for homeowners age 65 or older or disabled, use this step. ¹⁶	\$ <u>0</u>
21.	Current year total taxable value. Add Lines 18E and 19C. Subtract Line 20. ¹⁷	\$ <u>52,288,266,217</u>
22.	Total current year taxable value of properties in territory annexed after Jan. 1, of the prior year. Include both real and personal property. Enter the current year value of property in territory annexed. ¹⁸	\$ <u>0</u>
23.	Total current year taxable value of new improvements and new personal property located in new improvements. New means the item was not on the appraisal roll in the prior year. An improvement is a building, structure, fixture or fence erected on or affixed to land. New additions to existing improvements may be included if the appraised value can be determined. New personal property in a new improvement must have been brought into the taxing unit after Jan. 1, of the prior year and be located in a new improvement. New improvements do include property on which a tax abatement agreement has expired for the current year. ¹⁹	\$ <u>496,528,858</u>
24.	Total adjustments to the current year taxable value. Add Lines 22 and 23.	\$ <u>496,528,858</u>
25.	Adjusted current year taxable value. Subtract Line 24 from Line 21.	\$ <u>51,791,737,359</u>
26.	Current year NNR tax rate. Divide Line 17 by Line 25 and multiply by \$100. ²⁰	\$ <u>0.761405</u> /\$100
27.	COUNTIES ONLY. Add together the NNR tax rates for each type of tax the county levies. The total is the current year county NNR tax rate. ²¹	\$ _____ /\$100

SECTION 2: Voter-Approval Tax Rate

The voter-approval tax rate is the highest tax rate that a taxing unit may adopt without holding an election to seek voter approval of the rate. The voter-approval tax rate is split into two separate rates:

- Maintenance and Operations (M&O) Tax Rate:** The M&O portion is the tax rate that is needed to raise the same amount of taxes that the taxing unit levied in the prior year plus the applicable percentage allowed by law. This rate accounts for such things as salaries, utilities and day-to-day operations.
- Debt Rate:** The debt rate includes the debt service necessary to pay the taxing unit’s debt payments in the coming year. This rate accounts for principal and interest on bonds and other debt secured by property tax revenue.

The voter-approval tax rate for a county is the sum of the voter-approval tax rates calculated for each type of tax the county levies. In most cases the voter-approval tax rate exceeds the no-new-revenue tax rate, but occasionally decreases in a taxing unit’s debt service will cause the NNR tax rate to be higher than the voter-approval tax rate.

Line	Voter-Approval Tax Rate Worksheet	Amount/Rate
28.	Prior year M&O tax rate. Enter the prior year M&O tax rate.	\$ <u>0.562409</u> /\$100
29.	Prior year taxable value, adjusted for actual and potential court-ordered adjustments. Enter the amount in Line 8 of the <i>No-New-Revenue Tax Rate Worksheet</i> .	\$ <u>48,300,233,117</u>

¹³ Tex. Tax Code §26.01(c) and (d)
¹⁴ Tex. Tax Code §26.01(c)
¹⁵ Tex. Tax Code §26.01(d)
¹⁶ Tex. Tax Code §26.012(6)(B)
¹⁷ Tex. Tax Code §26.012(6)
¹⁸ Tex. Tax Code §26.012(17)
¹⁹ Tex. Tax Code §26.012(17)
²⁰ Tex. Tax Code §26.04(c)
²¹ Tex. Tax Code §26.04(d)

Line	Voter-Approval Tax Rate Worksheet	Amount/Rate
30.	Total prior year M&O levy. Multiply Line 28 by Line 29 and divide by \$100	\$ 271,644,858
31.	<p>Adjusted prior year levy for calculating NNR M&O rate.</p> <p>A. M&O taxes refunded for years preceding the prior tax year. Enter the amount of M&O taxes refunded in the preceding year for taxes before that year. Types of refunds include court decisions, Tax Code Section 25.25(b) and (c) corrections and Tax Code Section 31.11 payment errors. Do not include refunds for tax year 2022. This line applies only to tax years preceding the prior tax year..... + \$ 3,440,375</p> <p>B. Prior year taxes in TIF. Enter the amount of taxes paid into the tax increment fund for a reinvestment zone as agreed by the taxing unit. If the taxing unit has no current year captured appraised value in Line 18D, enter 0..... - \$ 3,045,890</p> <p>C. Prior year transferred function. If discontinuing all of a department, function or activity and transferring it to another taxing unit by written contract, enter the amount spent by the taxing unit discontinuing the function in the 12 months preceding the month of this calculation. If the taxing unit did not operate this function for this 12-month period, use the amount spent in the last full fiscal year in which the taxing unit operated the function. The taxing unit discontinuing the function will subtract this amount in D below. The taxing unit receiving the function will add this amount in D below. Other taxing units enter 0. +/- \$ 0</p> <p>D. Prior year M&O levy adjustments. Subtract B from A. For taxing unit with C, subtract if discontinuing function and add if receiving function..... \$ 394,485</p> <p>E. Add Line 30 to 31D.</p>	\$ 272,039,343
32.	Adjusted current year taxable value. Enter the amount in Line 25 of the <i>No-New-Revenue Tax Rate Worksheet</i> .	\$ 51,791,737,359
33.	Current year NNR M&O rate (unadjusted). Divide Line 31E by Line 32 and multiply by \$100.	\$ 0.525256 /\$100
34.	<p>Rate adjustment for state criminal justice mandate. ²³</p> <p>A. Current year state criminal justice mandate. Enter the amount spent by a county in the previous 12 months providing for the maintenance and operation cost of keeping inmates in county-paid facilities after they have been sentenced. Do not include any state reimbursement received by the county for the same purpose. \$ 0</p> <p>B. Prior year state criminal justice mandate. Enter the amount spent by a county in the 12 months prior to the previous 12 months providing for the maintenance and operation cost of keeping inmates in county-paid facilities after they have been sentenced. Do not include any state reimbursement received by the county for the same purpose. Enter zero if this is the first time the mandate applies..... - \$ 0</p> <p>C. Subtract B from A and divide by Line 32 and multiply by \$100..... \$ 0.000000 /\$100</p> <p>D. Enter the rate calculated in C. If not applicable, enter 0.</p>	\$ _____ /\$100
35.	<p>Rate adjustment for indigent health care expenditures. ²⁴</p> <p>A. Current year indigent health care expenditures. Enter the amount paid by a taxing unit providing for the maintenance and operation cost of providing indigent health care for the period beginning on July 1, of the prior tax year and ending on June 30, of the current tax year, less any state assistance received for the same purpose. \$ 0</p> <p>B. Prior year indigent health care expenditures. Enter the amount paid by a taxing unit providing for the maintenance and operation cost of providing indigent health care for the period beginning on July 1, 2022 and ending on June 30, 2023, less any state assistance received for the same purpose..... - \$ 0</p> <p>C. Subtract B from A and divide by Line 32 and multiply by \$100..... \$ 0.000000 /\$100</p> <p>D. Enter the rate calculated in C. If not applicable, enter 0.</p>	\$ 0.000000 /\$100

²² [Reserved for expansion]

²³ Tex. Tax Code §26.044

²⁴ Tex. Tax Code §26.0441

Line	Voter-Approval Tax Rate Worksheet	Amount/Rate
36.	<p>Rate adjustment for county indigent defense compensation. ²⁵</p> <p>A. Current year indigent defense compensation expenditures. Enter the amount paid by a county to provide appointed counsel for indigent individuals and fund the operations of a public defender’s office under Article 26.044, Code of Criminal Procedure for the period beginning on July 1, of the prior tax year and ending on June 30, of the current tax year, less any state grants received by the county for the same purpose. \$ 0</p> <p>B. Prior year indigent defense compensation expenditures. Enter the amount paid by a county to provide appointed counsel for indigent individuals and fund the operations of a public defender’s office under Article 26.044, Code of Criminal Procedure for the period beginning on July 1, 2022 and ending on June 30, 2023, less any state grants received by the county for the same purpose. \$ 0</p> <p>C. Subtract B from A and divide by Line 32 and multiply by \$100. \$ 0.000000 /\$100</p> <p>D. Multiply B by 0.05 and divide by Line 32 and multiply by \$100. \$ 0.000000 /\$100</p> <p>E. Enter the lesser of C and D. If not applicable, enter 0.</p>	\$ 0.000000 /\$100
37.	<p>Rate adjustment for county hospital expenditures. ²⁶</p> <p>A. Current year eligible county hospital expenditures. Enter the amount paid by the county or municipality to maintain and operate an eligible county hospital for the period beginning on July 1, of the prior tax year and ending on June 30, of the current tax year. \$ 0</p> <p>B. Prior year eligible county hospital expenditures. Enter the amount paid by the county or municipality to maintain and operate an eligible county hospital for the period beginning on July 1, 2022 and ending on June 30, 2023. \$ 0</p> <p>C. Subtract B from A and divide by Line 32 and multiply by \$100. \$ 0.000000 /\$100</p> <p>D. Multiply B by 0.08 and divide by Line 32 and multiply by \$100. \$ 0.000000 /\$100</p> <p>E. Enter the lesser of C and D, if applicable. If not applicable, enter 0.</p>	\$ 0.000000 /\$100
38.	<p>Rate adjustment for defunding municipality. This adjustment only applies to a municipality that is considered to be a defunding municipality for the current tax year under Chapter 109, Local Government Code. Chapter 109, Local Government Code only applies to municipalities with a population of more than 250,000 and includes a written determination by the Office of the Governor. See Tax Code Section 26.0444 for more information.</p> <p>A. Amount appropriated for public safety in the prior year. Enter the amount of money appropriated for public safety in the budget adopted by the municipality for the preceding fiscal year \$ 0</p> <p>B. Expenditures for public safety in the prior year. Enter the amount of money spent by the municipality for public safety during the preceding fiscal year. \$ 0</p> <p>C. Subtract B from A and divide by Line 32 and multiply by \$100 \$ 0.000000 /\$100</p> <p>D. Enter the rate calculated in C. If not applicable, enter 0.</p>	\$ 0.000000 /\$100
39.	<p>Adjusted current year NNR M&O rate. Add Lines 33, 34D, 35D, 36E, and 37E. Subtract Line 38D.</p>	\$ 0.525256 /\$100
40.	<p>Adjustment for prior year sales tax specifically to reduce property taxes. Cities, counties and hospital districts that collected and spent additional sales tax on M&O expenses in the prior year should complete this line. These entities will deduct the sales tax gain rate for the current year in Section 3. Other taxing units, enter zero.</p> <p>A. Enter the amount of additional sales tax collected and spent on M&O expenses in the prior year, if any. Counties must exclude any amount that was spent for economic development grants from the amount of sales tax spent \$ 0</p> <p>B. Divide Line 40A by Line 32 and multiply by \$100 \$ 0.000000 /\$100</p> <p>C. Add Line 40B to Line 39.</p>	\$ 0.525256 /\$100
41.	<p>Current year voter-approval M&O rate. Enter the rate as calculated by the appropriate scenario below.</p> <p>Special Taxing Unit. If the taxing unit qualifies as a special taxing unit, multiply Line 40C by 1.08.</p> <p>- or -</p> <p>Other Taxing Unit. If the taxing unit does not qualify as a special taxing unit, multiply Line 40C by 1.035.</p>	\$ 0.543639 /\$100

²⁵ Tex. Tax Code §26.0442
²⁶ Tex. Tax Code §26.0443

Line	Voter-Approval Tax Rate Worksheet	Amount/Rate
D41.	<p>Disaster Line 41 (D41): Current year voter-approval M&O rate for taxing unit affected by disaster declaration. If the taxing unit is located in an area declared a disaster area and at least one person is granted an exemption under Tax Code Section 11.35 for property located in the taxing unit, the governing body may direct the person calculating the voter-approval tax rate to calculate in the manner provided for a special taxing unit. The taxing unit shall continue to calculate the voter-approval tax rate in this manner until the earlier of</p> <p>1) the first year in which total taxable value on the certified appraisal roll exceeds the total taxable value of the tax year in which the disaster occurred, or</p> <p>2) the third tax year after the tax year in which the disaster occurred</p> <p>If the taxing unit qualifies under this scenario, multiply Line 40C by 1.08.²⁷ If the taxing unit does not qualify, do not complete Disaster Line 41 (Line D41).</p>	\$ 0.000000 /\$100
42.	<p>Total current year debt to be paid with property taxes and additional sales tax revenue. Debt means the interest and principal that will be paid on debts that:</p> <p>(1) are paid by property taxes,</p> <p>(2) are secured by property taxes,</p> <p>(3) are scheduled for payment over a period longer than one year, and</p> <p>(4) are not classified in the taxing unit’s budget as M&O expenses.</p> <p>A. Debt also includes contractual payments to other taxing units that have incurred debts on behalf of this taxing unit, if those debts meet the four conditions above. Include only amounts that will be paid from property tax revenue. Do not include appraisal district budget payments. If the governing body of a taxing unit authorized or agreed to authorize a bond, warrant, certificate of obligation, or other evidence of indebtedness on or after Sept. 1, 2021, verify if it meets the amended definition of debt before including it here.²⁸</p> <p>Enter debt amount \$ 129,161,204</p> <p>B. Subtract unencumbered fund amount used to reduce total debt. - \$ 0</p> <p>C. Subtract certified amount spent from sales tax to reduce debt (enter zero if none) - \$ 0</p> <p>D. Subtract amount paid from other resources - \$ 8,177,312</p> <p>E. Adjusted debt. Subtract B, C and D from A. \$ 120,983,892</p>	\$ 120,983,892
43.	Certified prior year excess debt collections. Enter the amount certified by the collector. ²⁹	\$ 2,070,045
44.	Adjusted current year debt. Subtract Line 43 from Line 42E.	\$ 118,913,847
45.	<p>Current year anticipated collection rate.</p> <p>A. Enter the current year anticipated collection rate certified by the collector.³⁰ 98.64 %</p> <p>B. Enter the prior year actual collection rate..... 98.64 %</p> <p>C. Enter the 2022 actual collection rate. 98.92 %</p> <p>D. Enter the 2021 actual collection rate. 98.79 %</p> <p>E. If the anticipated collection rate in A is lower than actual collection rates in B, C and D, enter the lowest collection rate from B, C and D. If the anticipated rate in A is higher than at least one of the rates in the prior three years, enter the rate from A. Note that the rate can be greater than 100%.³¹</p>	98.64 %
46.	Current year debt adjusted for collections. Divide Line 44 by Line 45E.	\$ 120,553,372
47.	Current year total taxable value. Enter the amount on Line 21 of the <i>No-New-Revenue Tax Rate Worksheet</i> .	\$ 52,288,266,217
48.	Current year debt rate. Divide Line 46 by Line 47 and multiply by \$100.	\$ 0.230555 /\$100
49.	Current year voter-approval tax rate. Add Lines 41 and 48.	\$ 0.774194 /\$100
D49.	<p>Disaster Line 49 (D49): Current year voter-approval tax rate for taxing unit affected by disaster declaration. Complete this line if the taxing unit calculated the voter-approval tax rate in the manner provided for a special taxing unit on Line D41. Add Line D41 and 48.</p>	\$ 0.000000 /\$100

²⁷ Tex. Tax Code §26.042(a)
²⁸ Tex. Tax Code §26.012(7)
²⁹ Tex. Tax Code §26.012(10) and 26.04(b)
³⁰ Tex. Tax Code §26.04(b)
³¹ Tex. Tax Code §§26.04(h), (h-1) and (h-2)

Line	Voter-Approval Tax Rate Worksheet	Amount/Rate
50.	COUNTIES ONLY. Add together the voter-approval tax rates for each type of tax the county levies. The total is the current year county voter-approval tax rate.	\$ 0.000000 /\$100

SECTION 3: NNR Tax Rate and Voter-Approval Tax Rate Adjustments for Additional Sales Tax to Reduce Property Taxes

Cities, counties and hospital districts may levy a sales tax specifically to reduce property taxes. Local voters by election must approve imposing or abolishing the additional sales tax. If approved, the taxing unit must reduce its NNR and voter-approval tax rates to offset the expected sales tax revenue.

This section should only be completed by a county, city or hospital district that is required to adjust its NNR tax rate and/or voter-approval tax rate because it adopted the additional sales tax.

Line	Additional Sales and Use Tax Worksheet	Amount/Rate
51.	Taxable Sales. For taxing units that adopted the sales tax in November of the prior tax year or May of the current tax year, enter the Comptroller's estimate of taxable sales for the previous four quarters. ³² Estimates of taxable sales may be obtained through the Comptroller's Allocation Historical Summary webpage. Taxing units that adopted the sales tax before November of the prior year, enter 0.	\$ 0
52.	Estimated sales tax revenue. Counties exclude any amount that is or will be spent for economic development grants from the amount of estimated sales tax revenue. ³³ Taxing units that adopted the sales tax in November of the prior tax year or in May of the current tax year. Multiply the amount on Line 51 by the sales tax rate (.01, .005 or .0025, as applicable) and multiply the result by .95. ³⁴ - or - Taxing units that adopted the sales tax before November of the prior year. Enter the sales tax revenue for the previous four quarters. Do not multiply by .95.	\$ 0
53.	Current year total taxable value. Enter the amount from Line 21 of the <i>No-New-Revenue Tax Rate Worksheet</i> .	\$ 52,288,266,217
54.	Sales tax adjustment rate. Divide Line 52 by Line 53 and multiply by \$100.	\$ 0.000000 /\$100
55.	Current year NNR tax rate, unadjusted for sales tax. ³⁵ Enter the rate from Line 26 or 27, as applicable, on the <i>No-New-Revenue Tax Rate Worksheet</i> .	\$ 0.761405 /\$100
56.	Current year NNR tax rate, adjusted for sales tax. Taxing units that adopted the sales tax in November the prior tax year or in May of the current tax year. Subtract Line 54 from Line 55. Skip to Line 57 if you adopted the additional sales tax before November of the prior tax year.	\$ 0.761405 /\$100
57.	Current year voter-approval tax rate, unadjusted for sales tax. ³⁶ Enter the rate from Line 49, Line D49 (disaster) or Line 50 (counties) as applicable, of the <i>Voter-Approval Tax Rate Worksheet</i> .	\$ 0.774194 /\$100
58.	Current year voter-approval tax rate, adjusted for sales tax. Subtract Line 54 from Line 57.	\$ 0.774194 /\$100

SECTION 4: Voter-Approval Tax Rate Adjustment for Pollution Control

A taxing unit may raise its rate for M&O funds used to pay for a facility, device or method for the control of air, water or land pollution. This includes any land, structure, building, installation, excavation, machinery, equipment or device that is used, constructed, acquired or installed wholly or partly to meet or exceed pollution control requirements. The taxing unit's expenses are those necessary to meet the requirements of a permit issued by the Texas Commission on Environmental Quality (TCEQ). The taxing unit must provide the tax assessor with a copy of the TCEQ letter of determination that states the portion of the cost of the installation for pollution control.

This section should only be completed by a taxing unit that uses M&O funds to pay for a facility, device or method for the control of air, water or land pollution.

Line	Voter-Approval Rate Adjustment for Pollution Control Requirements Worksheet	Amount/Rate
59.	Certified expenses from the Texas Commission on Environmental Quality (TCEQ). Enter the amount certified in the determination letter from TCEQ. ³⁷ The taxing unit shall provide its tax assessor-collector with a copy of the letter. ³⁸	\$ 0
60.	Current year total taxable value. Enter the amount from Line 21 of the <i>No-New-Revenue Tax Rate Worksheet</i> .	\$ 52,288,266,217
61.	Additional rate for pollution control. Divide Line 59 by Line 60 and multiply by \$100.	\$ 0.000000 /\$100

³² Tex. Tax Code §26.041(d)
³³ Tex. Tax Code §26.041(i)
³⁴ Tex. Tax Code §26.041(d)
³⁵ Tex. Tax Code §26.04(c)
³⁶ Tex. Tax Code §26.04(c)
³⁷ Tex. Tax Code §26.045(d)
³⁸ Tex. Tax Code §26.045(i)

Line	Voter-Approval Rate Adjustment for Pollution Control Requirements Worksheet	Amount/Rate
62.	Current year voter-approval tax rate, adjusted for pollution control. Add Line 61 to one of the following lines (as applicable): Line 49, Line D49 (disaster), Line 50 (counties) or Line 58 (taxing units with the additional sales tax).	\$ 0.774194 /\$100

SECTION 5: Voter-Approval Tax Rate Adjustment for Unused Increment Rate

The unused increment rate is the rate equal to the sum of the prior 3 years Foregone Revenue Amounts divided by the current taxable value.³⁹ The Foregone Revenue Amount for each year is equal to that year’s adopted tax rate subtracted from that year’s voter-approval tax rate adjusted to remove the unused increment rate multiplied by that year’s current total value.⁴⁰ In a year where a taxing unit adopts a rate by applying any portion of the unused increment rate, the portion of the unused increment rate that was used must be backed out of the calculation for that year.

The difference between the adopted tax rate and adjusted voter-approval tax rate is considered zero in the following scenarios:

- a tax year in which a taxing unit affected by a disaster declaration calculates the tax rate under Tax Code Section 26.042;⁴¹
- a tax year in which the municipality is a defunding municipality, as defined by Tax Code Section 26.0501(a);⁴² or
- after Jan. 1, 2022, a tax year in which the comptroller determines that the county implemented a budget reduction or reallocation described by Local Government Code Section 120.002(a) without the required voter approval.⁴³

Individual components can be negative, but the overall rate will be the greater of zero or the calculated rate.

This section should only be completed by a taxing unit that does not meet the definition of a special taxing unit.⁴⁴

Line	Unused Increment Rate Worksheet	Amount/Rate
63.	Year 3 Foregone Revenue Amount. Subtract the 2023 unused increment rate and 2023 actual tax rate from the 2023 voter-approval tax rate. Multiply the result by the 2023 current total value A. Voter-approval tax rate (Line 67) B. Unused increment rate (Line 66) C. Subtract B from A D. Adopted Tax Rate E. Subtract D from C F. 2023 Total Taxable Value (Line 60) G. Multiply E by F and divide the results by \$100	\$ 0.843259 /\$100 \$ 0.009415 /\$100 \$ 0.833844 /\$100 \$ 0.818875 /\$100 \$ 0.014969 /\$100 \$ 47,132,748.248 \$ 7,055.301
64.	Year 2 Foregone Revenue Amount. Subtract the 2022 unused increment rate and 2022 actual tax rate from the 2022 voter-approval tax rate. Multiply the result by the 2022 current total value A. Voter-approval tax rate (Line 67) B. Unused increment rate (Line 66) C. Subtract B from A D. Adopted Tax Rate E. Subtract D from C F. 2022 Total Taxable Value (Line 60) G. Multiply E by F and divide the results by \$100	\$ 0.871813 /\$100 \$ 0.008232 /\$100 \$ 0.863581 /\$100 \$ 0.862398 /\$100 \$ 0.001183 /\$100 \$ 42,770,768.996 \$ 505.978
65.	Year 1 Foregone Revenue Amount. Subtract the 2021 unused increment rate and 2021 actual tax rate from the 2021 voter-approval tax rate. Multiply the result by the 2021 current total value A. Voter-approval tax rate (Line 67) B. Unused increment rate (Line 65) C. Subtract B from A D. Adopted Tax Rate E. Subtract D from C F. 2021 Total Taxable Value (Line 60) G. Multiply E by F and divide the results by \$100	\$ 0.915533 /\$100 \$ 0.005995 /\$100 \$ 0.909538 /\$100 \$ 0.907301 /\$100 \$ 0.002237 /\$100 \$ 37,927,129.057 \$ 848,429
66.	Total Foregone Revenue Amount. Add Lines 63G, 64G and 65G	\$ 8,409,708 /\$100
67.	2024 Unused Increment Rate. Divide Line 66 by Line 21 of the <i>No-New-Revenue Rate Worksheet</i> . Multiply the result by 100	\$ 0.016083 /\$100
68.	Total 2024 voter-approval tax rate, including the unused increment rate. Add Line 67 to one of the following lines (as applicable): Line 49, Line 50 (counties), Line 58 (taxing units with additional sales tax) or Line 62 (taxing units with pollution)	\$ 0.790277 /\$100

³⁹ Tex. Tax Code §26.013(b)
⁴⁰ Tex. Tax Code §26.013(a)(1-a), (1-b), and (2)
⁴¹ Tex. Tax Code §§26.04(c)(2)(A) and 26.042(a)
⁴² Tex. Tax Code §§26.0501(a) and (c)
⁴³ Tex. Local Gov't Code §120.007(d)
⁴⁴ Tex. Local Gov't Code §120.007(d)

SECTION 6: De Minimis Rate

The de minimis rate is the rate equal to the sum of the no-new-revenue maintenance and operations rate, the rate that will raise \$500,000, and the current debt rate for a taxing unit.⁴⁴ This section should only be completed by a taxing unit that is a municipality of less than 30,000 or a taxing unit that does not meet the definition of a special taxing unit.⁴⁵

Line	De Minimis Rate Worksheet	Amount/Rate
69.	Adjusted current year NNR M&O tax rate. Enter the rate from Line 39 of the <i>Voter-Approval Tax Rate Worksheet</i> .	0.525256
70.	Current year total taxable value. Enter the amount on Line 21 of the <i>No-New-Revenue Tax Rate Worksheet</i> .	\$ 52,288,266,217
71.	Rate necessary to impose \$500,000 in taxes. Divide \$500,000 by Line 70 and multiply by \$100.	\$ 0.000956 /\$100
72.	Current year debt rate. Enter the rate from Line 48 of the <i>Voter-Approval Tax Rate Worksheet</i> .	\$ 0.230555 /\$100
73.	De minimis rate. Add Lines 69, 71 and 72.	\$ 0.000000 /\$100

SECTION 7: Voter-Approval Tax Rate Adjustment for Emergency Revenue Rate

In the tax year after the end of the disaster calculation time period detailed in Tax Code Section 26.042(a), a taxing unit that calculated its voter-approval tax rate in the manner provided for a special taxing unit due to a disaster must calculate its emergency revenue rate and reduce its voter-approval tax rate for that year.⁴⁸

Similarly, if a taxing unit adopted a tax rate that exceeded its voter-approval tax rate, calculated normally, without holding an election to respond to a disaster, as allowed by Tax Code Section 26.042(d), in the prior year, it must also reduce its voter-approval tax rate for the current tax year.⁴⁹

This section will apply to a taxing unit other than a special taxing unit that:

- directed the designated officer or employee to calculate the voter-approval tax rate of the taxing unit in the manner provided for a special taxing unit in the prior year; and
- the current year is the first tax year in which the total taxable value of property taxable by the taxing unit as shown on the appraisal roll for the taxing unit submitted by the assessor for the taxing unit to the governing body exceeds the total taxable value of property taxable by the taxing unit on January 1 of the tax year in which the disaster occurred or the disaster occurred four years ago. This section will apply to a taxing unit in a disaster area that adopted a tax rate greater than its voter-approval tax rate without holding an election in the prior year.

Note: This section does not apply if a taxing unit is continuing to calculate its voter-approval tax rate in the manner provided for a special taxing unit because it is still within the disaster calculation time period detailed in Tax Code Section 26.042(a) because it has not met the conditions in Tax Code Section 26.042(a)(1) or (2).

Line	Emergency Revenue Rate Worksheet	Amount/Rate
74.	2023 adopted tax rate. Enter the rate in Line 4 of the <i>No-New-Revenue Tax Rate Worksheet</i> .	\$ 0.818875 /\$100
75.	Adjusted 2023 voter-approval tax rate. Use the taxing unit's Tax Rate Calculation Worksheets from the prior year(s) to complete this line. If a disaster occurred in 2023 and the taxing unit calculated its 2023 voter-approval tax rate using a multiplier of 1.08 on Disaster Line 41 (D41) of the 2023 worksheet due to a disaster, complete the applicable sections or lines of <i>Form 50-856-a, Adjusted Voter-Approval Tax Rate for Taxing Units in Disaster Area Calculation Worksheet</i> . - or - If a disaster occurred prior to 2023 for which the taxing unit continued to calculate its voter-approval tax rate using a multiplier of 1.08 on Disaster Line 41 (D41) in 2023, complete form 50-856-a, <i>Adjusted Voter-Approval Tax Rate for Taxing Units in Disaster Area Calculation Worksheet</i> to recalculate the voter-approval tax rate the taxing unit would have calculated in 2023 if it had generated revenue based on an adopted tax rate using a multiplier of 1.035 in the years following the disaster. ⁵⁰ Enter the final adjusted 2023 voter-approval tax rate from the worksheet. - or - If the taxing unit adopted a tax rate above the 2022 voter-approval tax rate without calculating a disaster tax rate or holding an election due to a disaster, no recalculation is necessary. Enter the voter-approval tax rate from the prior year's worksheet.	\$ 0.000000 /\$100
76.	Increase in 2023 tax rate due to disaster. Subtract Line 75 from Line 74.	\$ 0.000000 /\$100
77.	Adjusted 2023 taxable value. Enter the amount in Line 14 of the <i>No-New-Revenue Tax Rate Worksheet</i> .	\$ 47,539,618,155
78.	Emergency revenue. Multiply Line 76 by Line 77 and divide by \$100.	\$ 0
79.	Adjusted 2023 taxable value. Enter the amount in Line 25 of the <i>No-New-Revenue Tax Rate Worksheet</i> .	\$ 51,791,737,359
80.	Emergency revenue rate. Divide Line 78 by Line 79 and multiply by \$100. ⁵¹	\$ 0.000000 /\$100

⁴⁴ Tex. Tax Code §26.04(c)(2)(B)
⁴⁵ Tex. Tax Code §26.012(8-a)
⁴⁷ Tex. Tax Code §26.063(a)(1)
⁴⁸ Tex. Tax Code §26.042(b)
⁴⁹ Tex. Tax Code §26.042(f)
⁵⁰ Tex. Tax Code §26.42(c)
⁵¹ Tex. Tax Code §26.42(b)

Line	Emergency Revenue Rate Worksheet	Amount/Rate
81.	Current year voter-approval tax rate, adjusted for emergency revenue. Subtract Line 80 from one of the following lines (as applicable): Line 49, Line D49 (disaster), Line 50 (counties), Line 58 (taxing units with the additional sales tax), Line 62 (taxing units with pollution control) or Line 68 (taxing units with the unused increment rate).	\$ <u>0.790277</u> /\$100

SECTION 8: Total Tax Rate

Indicate the applicable total tax rates as calculated above.

- No-new-revenue tax rate.** \$ 0.761405 /\$100
 As applicable, enter the current year NNR tax rate from: Line 26, Line 27 (counties), or Line 56 (adjusted for sales tax).
 Indicate the line number used: 26
- Voter-approval tax rate.** \$ 0.790277 /\$100
 As applicable, enter the current year voter-approval tax rate from: Line 49, Line D49 (disaster), Line 50 (counties), Line 58 (adjusted for sales tax), Line 62 (adjusted for pollution control), Line 68 (adjusted for unused increment), or Line 81 (adjusted for emergency revenue).
 Indicate the line number used: 68
- De minimis rate.** \$ 0.000000 /\$100
 If applicable, enter the current year de minimis rate from Line 73.

SECTION 9: Taxing Unit Representative Name and Signature

Enter the name of the person preparing the tax rate as authorized by the governing body of the taxing unit. By signing below, you certify that you are the designated officer or employee of the taxing unit and have accurately calculated the tax rates using values that are the same as the values shown in the taxing unit’s certified appraisal roll or certified estimate of taxable value, in accordance with requirements in the Tax Code.⁵²

print here → Maria O. Pasillas
 Printed Name of Taxing Unit Representative

sign here → *Maria O. Pasillas*
 Taxing Unit Representative

07/24/2024
 Date

⁵² Tex. Tax Code §§26.04(c-2) and (d-2)



El Paso, TX

300 N. Campbell
El Paso, TX

Legislation Text

File #: 24-1115, Version: 1

**CITY OF EL PASO, TEXAS
LEGISTAR AGENDA ITEM SUMMARY FORM**

DISTRICT, DEPARTMENT, CONTACT INFORMATION:

*Please choose District and Department from drop down menu. Please post exactly as example below.
No Title's, No emails. Please use ARIAL 10 Font.*

All Districts

City Manager's Office, K. Nicole Cote, (915) 212-1092

AGENDA LANGUAGE:

This is the language that will be posted to the agenda. Please use ARIAL 11 Font.

Discussion and action to ratify the property tax reflected in the Annual Budget for FY 2024 - 2025 for the City of El Paso.

**CITY OF EL PASO, TEXAS
AGENDA ITEM
DEPARTMENT HEAD'S SUMMARY FORM**

AGENDA DATE: August 20, 2024

PUBLIC HEARING DATE:

CONTACT PERSON NAME AND PHONE NUMBER: K. Nicole Cote, City Manager's Office (915) 212-1092

DISTRICT(S) AFFECTED: All Districts

STRATEGIC GOAL: 6. Set the Standard for Sound Governance and Fiscal Management

SUBGOAL: N/A

SUBJECT:

Discussion and action to ratify the property tax reflected in the Annual Budget for FY 2024 - 2025 for the City of El Paso.

BACKGROUND / DISCUSSION:

Local Government Code Section 102.007(c) requires that a governing body ratify the property tax in the budget if it adopts a budget that will require raising more revenue from property taxes than the previous year. The statute says that the vote under this subsection must be in addition and separate from the vote to adopt the budget or a vote to set the tax rate.

PRIOR COUNCIL ACTION:

City Council introduced the rate on August 1, 2024.

AMOUNT AND SOURCE OF FUNDING: N/A

HAVE ALL AFFECTED DEPARTMENTS BEEN NOTIFIED? YES NO

PRIMARY DEPARTMENT: Office of Management and Budget

SECONDARY DEPARTMENT: City of El Paso

*****REQUIRED AUTHORIZATION*****

DEPARTMENT HEAD: 

(If Department Head Summary Form is initiated by Purchasing, client department should sign also)



El Paso, TX

300 N. Campbell
El Paso, TX

Legislation Text

File #: 24-1116, **Version:** 1

**CITY OF EL PASO, TEXAS
LEGISTAR AGENDA ITEM SUMMARY FORM**

DISTRICT, DEPARTMENT, CONTACT INFORMATION:

*Please choose District and Department from drop down menu. Please post exactly as example below.
No Title's, No emails. Please use ARIAL 10 Font.*

All Districts

City Manager's Office, K. Nicole Cote, (915) 212-1092

AGENDA LANGUAGE:

This is the language that will be posted to the agenda. Please use ARIAL 11 Font.

Discussion and action on an Ordinance levying FY 2024 - 2025 taxes.

**CITY OF EL PASO, TEXAS
AGENDA ITEM
DEPARTMENT HEAD'S SUMMARY FORM**

AGENDA DATE: August 20, 2024

PUBLIC HEARING DATE:

CONTACT PERSON NAME AND PHONE NUMBER: K. Nicole Cote, City Manager's Office (915) 212-1092

DISTRICT(S) AFFECTED: All Districts

STRATEGIC GOAL: 6. Set the Standard for Sound Governance and Fiscal Management

SUBGOAL: N/A

SUBJECT:

Discussion and action on an Ordinance levying FY 2024 - 2025 taxes.

BACKGROUND / DISCUSSION:

The City Charter, Section 7.3F, requires City Council to pass a tax levy ordinance in accordance with the laws of Texas. This ordinance levies ad valorem taxes for fiscal year ending August 31, 2024.

PRIOR COUNCIL ACTION:

Yes, Ordinance levying 019531 FY 2023 - 2024 taxes was passed on August 15, 2023.

The 1st Public Hearing on the Proposed FY 2024 – 2025 Property Tax Rate was on August 1, 2024. The Public Hearing was held as part of the Regular City Council Meeting to discuss the property tax rate introduced on August 1, 2024.

Texas Tax Code § 26.05(d) requires at least one public hearings before the adoption of an ordinance levying taxes, if the proposed tax rate exceeds the lower of the rollback rate or the effective tax rate. Texas Tax Code § 26.06 provides that the first hearing may not be held before the seventh day after the date the notice of the public hearing is given. Notice of the public hearing was given on Friday, August 7, 2024, a date more than seven days before August 13, 2024.

AMOUNT AND SOURCE OF FUNDING: N/A

HAVE ALL AFFECTED DEPARTMENTS BEEN NOTIFIED? YES NO

PRIMARY DEPARTMENT: Office of Management and Budget

SECONDARY DEPARTMENT: City of El Paso

*******REQUIRED AUTHORIZATION*******

DEPARTMENT HEAD:



(If Department Head Summary Form is initiated by Purchasing, client department should sign also)

**CITY OF EL PASO, TEXAS
AGENDA ITEM
DEPARTMENT HEAD'S SUMMARY FORM**

AGENDA DATE: August 13, 2024

PUBLIC HEARING DATE:

CONTACT PERSON NAME AND PHONE NUMBER: K. Nicole Cote, City Manager's Office (915) 212-1092

DISTRICT(S) AFFECTED: All Districts

STRATEGIC GOAL: 6. Set the Standard for Sound Governance and Fiscal Management

SUBGOAL: N/A

SUBJECT:

Public Hearing on an Ordinance levying FY 2024 - 2025 taxes.

BACKGROUND / DISCUSSION:

The City Charter, Section 7.3F, requires City Council to pass a tax levy ordinance in accordance with the laws of Texas. This ordinance levies ad valorem taxes for fiscal year ending August 31, 2024.

PRIOR COUNCIL ACTION:

Ordinance levying 019531 FY 2023 - 2024 taxes was passed on August 15, 2023.

Introduction on the Proposed FY 2024 – 2025 Property Tax Rate was on August 1, 2024. The Public Hearing was held as part of the Regular City Council Meeting to discuss the property tax rate introduced on August 1, 2024.

Texas Tax Code § 26.05(d) requires at least one public hearings before the adoption of an ordinance levying taxes, if the proposed tax rate exceeds the lower of the rollback rate or the effective tax rate. Texas Tax Code § 26.06 provides that the first hearing may not be held before the seventh day after the date the notice of the public hearing is given. Notice of the public hearing was given on Friday, August 7, 2024, a date more than seven days before August 13, 2024.

AMOUNT AND SOURCE OF FUNDING: N/A

HAVE ALL AFFECTED DEPARTMENTS BEEN NOTIFIED? YES NO

PRIMARY DEPARTMENT: Office of Management and Budget

SECONDARY DEPARTMENT: City of El Paso

*******REQUIRED AUTHORIZATION*******

DEPARTMENT HEAD:



(If Department Head Summary Form is initiated by Purchasing, client department should sign also)

ORDINANCE NO. _____

AN ORDINANCE LEVYING FY2025 TAXES

BE IT ORDAINED BY THE CITY COUNCIL OF THE CITY OF EL PASO:

SECTION 1: That ad valorem taxes for the tax year ending December 31, 2024 to fund the City’s budgetary requirements for the fiscal year ending August 31, 2025, be and are hereby levied on all property, real and personal, subject to taxation by the City, at the rate of **\$0.761405 per \$100 of taxable value** of said property. The tax rate consists of two components, each which are separately approved by Council:

A. For General Purposes:

\$0.530850 per \$100 of taxable value, the rate that, if applied to the total taxable value, will impose the amount of taxes needed to fund maintenance and operation expenditures of the City for the coming year.

B. For Special Purposes:

\$0.230555 per \$100 of taxable value, the rate that, if applied to the total taxable value, will impose the total amount published under Section 26.04(e)(3)(C) of the Texas Property Tax Code (Tax Code).

CITY OF EL PASO ADOPTED A TAX RATE THAT WILL RAISE MORE TAXES FOR MAINTENANCE AND OPERATIONS THAN LAST YEAR'S TAX RATE.

THE TAX RATE WILL EFFECTIVELY BE RAISED BY-1.07 PERCENT AND WILL RAISE TAXES FOR MAINTENANCE AND OPERATIONS ON A \$100,000 HOME BY APPROXIMATELY \$-31.56.

THIS YEAR’S ADOPTED TAX RATE DOES NOT EXCEED THE NO-NEW REVENUE TAX RATE.

SECTION 2: Occupational Tax:

There is hereby levied on every person, firm, association or corporation pursuing within the limits of the City of El Paso any occupation taxes by the State of Texas as authorized by City Council an annual tax equal to one-half of the occupation tax levied by the State of Texas.

(Signatures on the Following Page)

ORDINANCE NO. _____

PASSED AND APPROVED this ____ day of August, 2024.


CITY OF EL PASO:

Oscar Leeser
Mayor

ATTEST:


Laura D. Prine
City Clerk

APPROVED AS TO FORM:



Ignacio R. Troncoso
Assistant City Attorney

APPROVED AS TO CONTENT:



K. Nicole Cote, Managing Director
Office of Management and Budget

ORDINANCE NO. _____

ORDINANCE NO. _____

AN ORDINANCE LEVYING FY2025 TAXES

BE IT ORDAINED BY THE CITY COUNCIL OF THE CITY OF EL PASO:

SECTION 1: That ad valorem taxes for the tax year ending December 31, 2024 to fund the City's budgetary requirements for the fiscal year ending August 31, 2025, be and are hereby levied on all property, real and personal, subject to taxation by the City, at the rate of \$0.770693-0.761405 per \$100 of taxable value of said property. The tax rate consists of two components, each which are separately approved by Council:

A. For General Purposes:

\$0.540138-0.530850 per \$100 of taxable value, the rate that, if applied to the total taxable value, will impose the amount of taxes needed to fund maintenance and operation expenditures of the City for the coming year.

B. For Special Purposes:

\$0.261021-230555 per \$100 of taxable value, the rate that, if applied to the total taxable value, will impose the total amount published under Section 26.04(e)(3)(C) of the Texas Property Tax Code (Tax Code).

CITY OF EL PASO ADOPTED A TAX RATE THAT WILL RAISE MORE TAXES FOR MAINTENANCE AND

OPERATIONS THAN LAST YEAR'S TAX RATE.

THE TAX RATE WILL EFFECTIVELY BE RAISED BY 2.83-1.07 PERCENT AND WILL RAISE TAXES FOR

MAINTENANCE AND OPERATIONS ON A \$100,000 HOME BY APPROXIMATELY \$-22.27-\$-31.56.

THIS YEAR'S ADOPTED TAX RATE DOES NOT EXCEED THE NO-NEW REVENUE TAX RATE.

SECTION 2: Occupational Tax:

There is hereby levied on every person, firm, association or corporation pursuing within the limits of the City of El Paso any occupation taxes by the State of Texas as authorized by City Council an annual tax equal to one-half of the occupation tax levied by the State of Texas.

ORDINANCE NO. _____

(Signatures on the Following Page)

ORDINANCE NO. _____

PASSED AND APPROVED this ____ day of August, 202~~4~~³.

CITY OF EL PASO:

Oscar Leeser
Mayor

ATTEST:

Laura D. Prine
City Clerk

APPROVED AS TO FORM:

APPROVED AS TO CONTENT:

~~Russell T. Abeln~~ Juan S. Gonzalez for Ignacio R. Troncoso Senior Assistant City Attorney

K. Nicole Cote, Managing Director
Office of Management and Budget

ORDINANCE NO. _____



El Paso, TX

300 N. Campbell
El Paso, TX

Legislation Text

File #: 24-1117, Version: 1

**CITY OF EL PASO, TEXAS
LEGISTAR AGENDA ITEM SUMMARY FORM**

DISTRICT, DEPARTMENT, CONTACT INFORMATION:

*Please choose District and Department from drop down menu. Please post exactly as example below.
No Title's, No emails. Please use ARIAL 10 Font.*

All Districts

City Manager's Office, K. Nicole Cote, (915) 212-1092

AGENDA LANGUAGE:

This is the language that will be posted to the agenda. Please use ARIAL 11 Font.

Discussion and action to approve the El Paso County 911 District FY 2024 - 2025 Budget to be presented by Scott Calderwood, Director.

**CITY OF EL PASO, TEXAS
AGENDA ITEM
DEPARTMENT HEAD'S SUMMARY FORM**

AGENDA DATE: August 20, 2024

PUBLIC HEARING DATE:

CONTACT PERSON NAME AND PHONE NUMBER: K. Nicole Cote, City Manager's Office (915) 212-1092

DISTRICT(S) AFFECTED: All Districts

STRATEGIC GOAL: 6. Set the Standard for Sound Governance and Fiscal Management

SUBGOAL: N/A

SUBJECT:

Discussion and action to approve the El Paso County 911 District FY 2024 – 2025 Budget to be presented by Scott Calderwood, Director.

BACKGROUND / DISCUSSION:

The Texas Health and Safety Code requires the District to submit the draft budget to its participating jurisdictions for review and feedback

PRIOR COUNCIL ACTION:

AMOUNT AND SOURCE OF FUNDING: N/A

HAVE ALL AFFECTED DEPARTMENTS BEEN NOTIFIED? YES NO

PRIMARY DEPARTMENT: Office of Management and Budget

SECONDARY DEPARTMENT: City of El Paso

*****REQUIRED AUTHORIZATION*****

DEPARTMENT HEAD: 

(If Department Head Summary Form is initiated by Purchasing, client department should sign also)

El Paso County 911 District

Budget Book



**Harnessing Innovation:
Empowering Public Safety First Responders
Through Next-Generation Tools**

FY 2025



El Paso County 911 District Budget Plan Fiscal Year 2025

Attached for your review is our proposed budget for FY2025. On June 28, 2024, the El Paso County 911 District Board of Managers approved the proposed budget. Per our governing statute the District must present our budget to all of the participating jurisdictions within El Paso County for their review and approval. The budget will then be formally adopted by the Board of Managers prior to October 1, 2024.

This budget is designed to continue moving the El Paso Region into the next generation of 9-1-1 technology (NG911), interconnecting the community and first responders using the most efficient tools available. As we stand at the intersection of NG911 and the internet of things, the District is committed to unlocking the future of NG911 for El Paso.

We are proud of the excellent service we provide to the El Paso community and look forward to meeting with you to present our FY2025 budget. Please let us know if you have any questions and thank you for your support of El Paso's 9-1-1 system.

Sincerely,

Scott Calderwood, Executive Director
El Paso County 911 District
6055 Threadgill Ave.
El Paso, Texas 79924
(915) 832 6812
scottc@elpaso911.org

* Should your jurisdiction choose to take no formal action, this budget will be automatically approved by operation of statute on the sixty-first day following your receipt of this document.

EL PASO COUNTY 911 DISTRICT

District Mission

The El Paso County 911 District is an emergency communications district, providing 9-1-1 service in El Paso for over 30 years. Our mission is to continuously make a difference by providing outstanding professional services that facilitate the vital connection between our community and emergency services.

District Vision

The El Paso County 911 District will be a leader and innovator bringing the latest and most efficient technology to our 9-1-1 community. We will be a model 9-1-1 center respected by others across the country. We will be a high performing organization powered by motivated professionals that work harmoniously and collaboratively to support our mission.

District Governance

The District operates under Texas Health and Safety Code, Chapter 772. It is governed by a Board of Managers appointed by the entities it serves. By statute the Board is made up of one member from the County of El Paso, two members from the most populous city in the County (City of El Paso), one member from the second most populous city in the County (City of Socorro), one member appointed, at large, by the Board of Managers to represent all other entities within the County, and one member from the predominant phone service provider (AT&T).

District Funding

The District is funded by 9-1-1 service fees. Fees are collected monthly from both wireline and wireless phones and remitted to the District. The Board maintains local control of wireline fees and sets the rate each year as a part of the budget process. For FY2025 the Board has maintained the fee from FY2015 of \$1.38 per residential line and \$4.46 per business line.

Wireless fees are set by the State of Texas. For FY2024 the wireless fee is \$.50 per line or 2% of any pre-paid phone service. The fees are collected by the State Comptrollers and distributed to 9-1-1 entities based on population.



2025 BOARD OF MANAGERS

Kristian Menendez, Chair
Emergency Services District No. 1

At-Large Representative

Ryan Urrutia
El Paso County Sheriff's Office

County of El Paso

Pete Pacillas
El Paso Police Department

City of El Paso

Robert Rojas
Socorro Police Department

City of Socorro

Mario D'Agostino
El Paso Fire Department

City of El Paso

Monica Ballesteros
AT&T

Primary Phone Service Provider



911 DISTRICT VALUES

“DO THE RIGHT THING”

BE ACCOUNTABLE

Dependability
Fairness
Transparency

PRACTICE INTEGRITY

Honesty
Professionalism
Trustworthy

COLLABORATE

Build Relationships
Be Creative and Innovate
Teamwork
Effective Communication

INSPIRE

Self-Motivated
Enthusiastic

KINDNESS

Respect
Compassion
Service to Others

HAVE FUN



DISPATCH OFFICES SUPPORTED BY THE DISTRICT

- El Paso County Sheriff’s Office
- Canutillo ISD Police Department
- City of El Paso 9-1-1 & 3-1-1 Communications
- City of Socorro Police Department
- Anthony Police Department
- Horizon City Police Department
- Emergency Service Districts (ESD) 1 & 2
- UTEP Police Department
- El Paso Independent School District Police Department
- Socorro Independent School District Police Department
- Ft. Bliss Directorate of Emergency Services
- El Paso Community College Police Department
- Texas Tech University Police Department
- Ysleta Del Sur Pueblo

RESPONSE AGENCIES SUPPORTED BY THE DISTRICT

- | | |
|--|---------------------------------------|
| Anthony Police Department | El Paso ISD Police Department |
| Clint Fire Department | El Paso Police Department |
| Clint Police Department | El Paso County Sheriff’s Office |
| El Paso County Precinct 1 Constable’s Office | Fabens Fire Department |
| El Paso County Precinct 2 Constable’s Office | Fort Bliss Fire Department |
| El Paso County Precinct 3 Constable’s Office | Fort Bliss Military Police Department |
| El Paso County Precinct 4 Constable’s Office | Horizon City Fire Department |
| El Paso County Precinct 5 Constable’s Office | Horizon City Police Department |
| El Paso County Precinct 6 Constable’s Office | Montana Vista Fire Department |
| El Paso County Precinct 7 Constable’s Office | San Elizario Fire Department |
| County Fire Marshals (ESD1) | San Elizario Town Marshal |
| County Fire Marshals (ESD2) | Socorro Fire Department |
| El Paso 3-1-1 | Socorro ISD Police Department |
| El Paso Animal Control | Socorro Police Department |
| El Paso Community College Police Department | Texas Tech Police Department |
| El Paso County Ambulance Service | UT El Paso Police Department |
| El Paso Fire Department | West Valley Fire Department |
| El Paso Fire Marshal | YDSP Fire Department |



Proposed FY 2025 Budget

Revenue	FY24 Budget	Proposed FY25 Budget	Percentage +/-
Operating			
District Administration	9,447,940.00	11,713,112.00	23.98%
Federal Grant			
ESInet NG911	1,227,294.00	511,372.50	100.00%
Total Revenue	10,675,234.00	12,224,484.50	14.51%

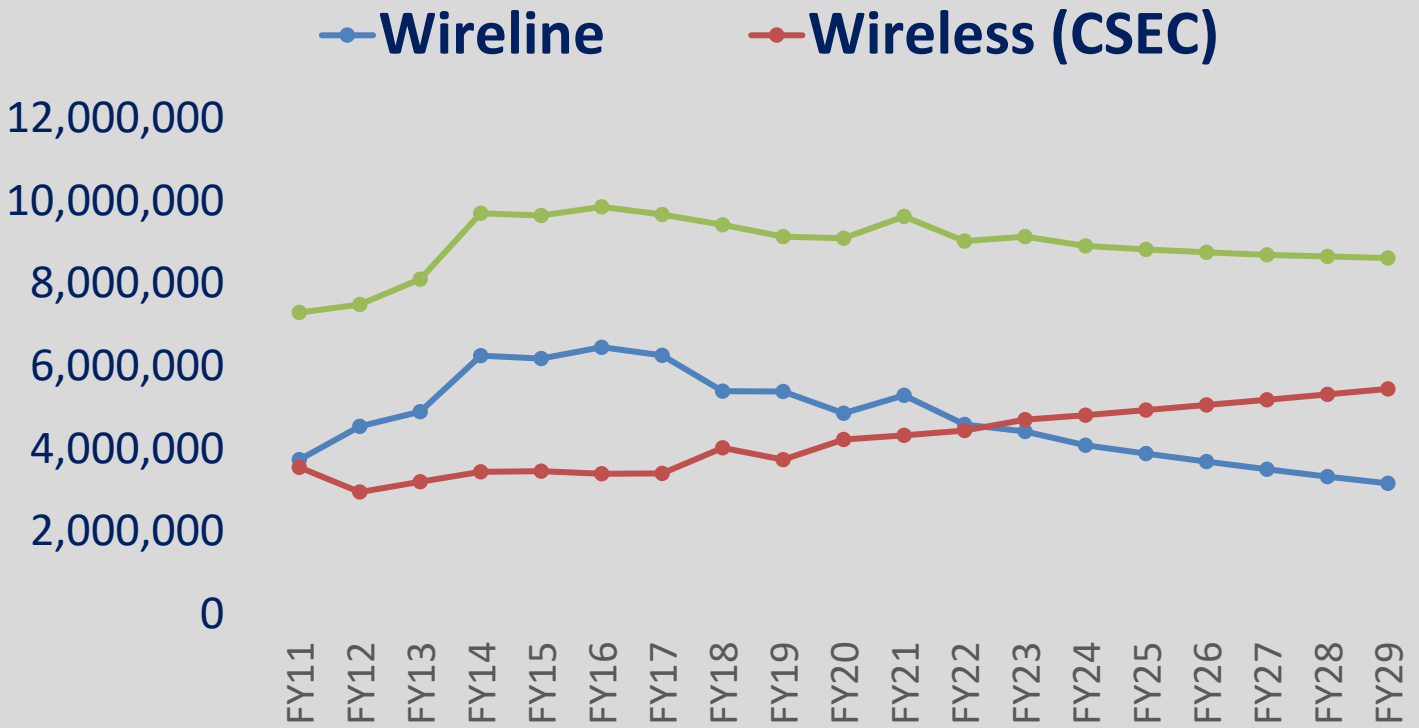
Expenditures	FY24 Budget	Proposed FY25 Budget	Percentage +/-
Operating			
District Administration	2,921,573.54	2,583,446.81	-11.57%
911 Network Operations	4,500,306.64	5,394,851.48	19.88%
Facility Operations	948,369.00	960,369.00	1.27%
Total Operating	8,370,249.18	8,938,667.29	6.79%
Agency Assistance			
Agency Support Programs	835,600.00	987,600.00	18.19%
Total Agency Assistance	835,600.00	987,600.00	18.19%
Capital Improvement Projects			
Capital Projects	0.00	1,549,027.80	100.00%
Total Capital Improvement Projects	0.00	1,549,027.80	100.00%
Federal Grant			
ESInet NG911	1,227,294.00	409,098.00	-66.67%
Total Federal Grant	1,227,294.00	409,098.00	-66.67%
Total Expenses	10,433,143.18	11,884,393.09	13.91%

FY25 Projected Revenues Surpasses Expenditures

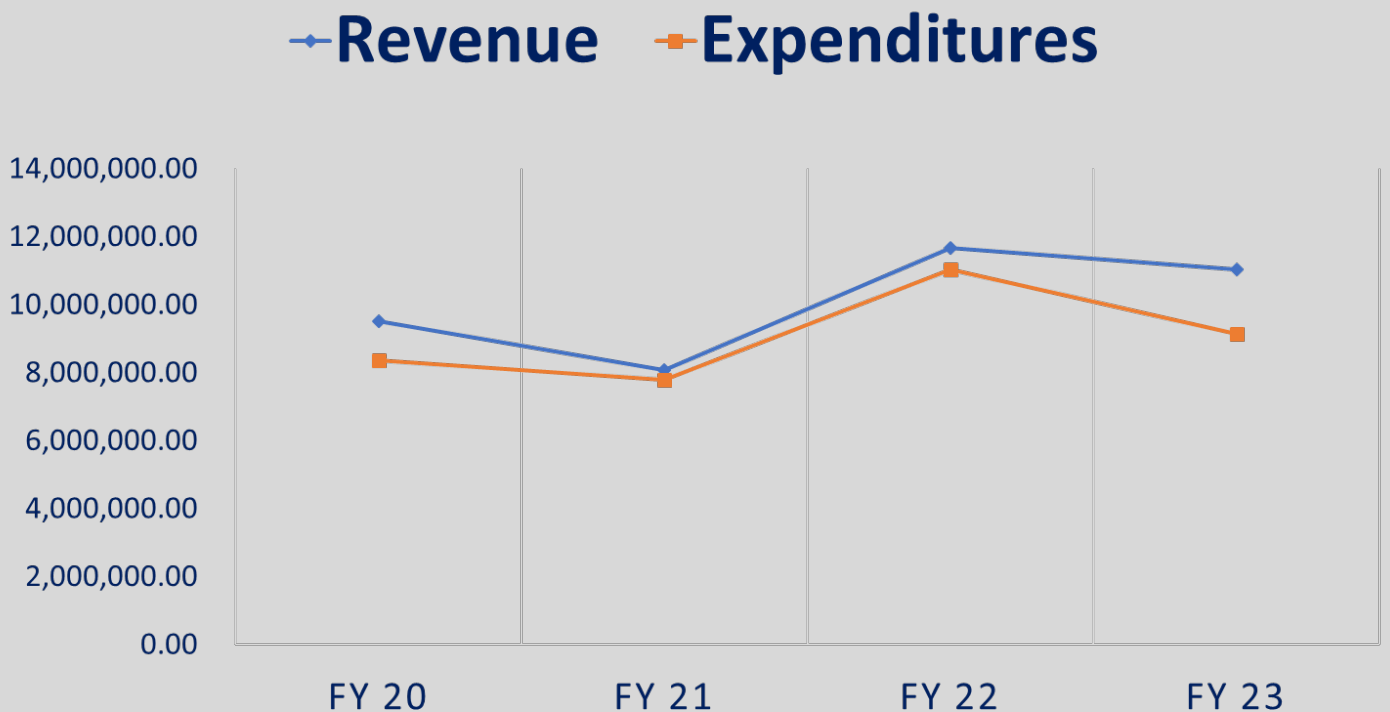
340,091.41



Revenue Analysis: Historical Trends and Future Projections



Yearly Financial Performance Analysis



FY25 Budget Summary

District Administration

\$2,583,447

Salaries

15 Full-Time Professionals

Benefits

Health, Dental, Vision, Life, Disability Insurance

Retirement, Employee Assistance Program, Equipment Allowance

Administration Operations

TML Liability Insurance, Public Meetings, Professional Training

Office/printing supplies & equipment/furniture, professional training

Professional Memberships

911 Alliance, APCO, NENA, SHRM, GISP, SCAUG

Professional Services

Audit services, Attorney fees

Shredding services, copier & printer maintenance contracts

911 Network Operations

\$5,394,851

Telephone Connectivity

Call Center Equipment and Replacement

GIS Annual Maintenance: 911 Datamaster, Maptext, American Messaging

Maintenance: AT&T, DIR, Spectrum, Safe Software, Vesta, Everbridge

Software Upgrade/Maintenance Support

CAD and network maintenance:

Conterra, Comware, Envoy, Presidio, GeoComm Inc, Masser Tech, IDT

Abila, Solarwinds, Priority Dispatch. GTS Technology Solutions, Hexagon

SoftareOne, Prepared Live, Veriato, Zoll

Agency Support Programs

\$987,600

Agency Technology Assistance

COEP-Interlocal Agreement-Digital Radio, Public Education Training

Promotional supplies and Telecommunicators Appreciation Week

Training: NENA, APCO, 9-1-1 Training

Certifications/Recertifications

IAED, NENA, APCO, Priority Dispatch

Facility Operations

\$960,369

Threadgill Facilities

Utilities, Mirador Janitorial Services, Landscaping Services, Union Pacific

Preventive Maintenance & Services

Cleaning/janitorial supplies, facilities maintenance and repairs

ChemTreat water treatment, gym maintenance, fire inspections

District Fleet Maintenance

Three District vehicles, Quarterly maintenance

Wear and tear repairs, gasoline for vehicles, yearly inspections

Capital Improvement Projects

\$1,549,028

Network Software & Hardware

Threadgill NICE Inform Recording System Upgrade

Kansas NICE Inform Recording System Upgrade

Threadgill and Kansas Data Center Upgrade

Equipment and Furniture

2nd Cooling Tower

Facility Upgrades

ESInet NG911 Federal Grant

\$409,098

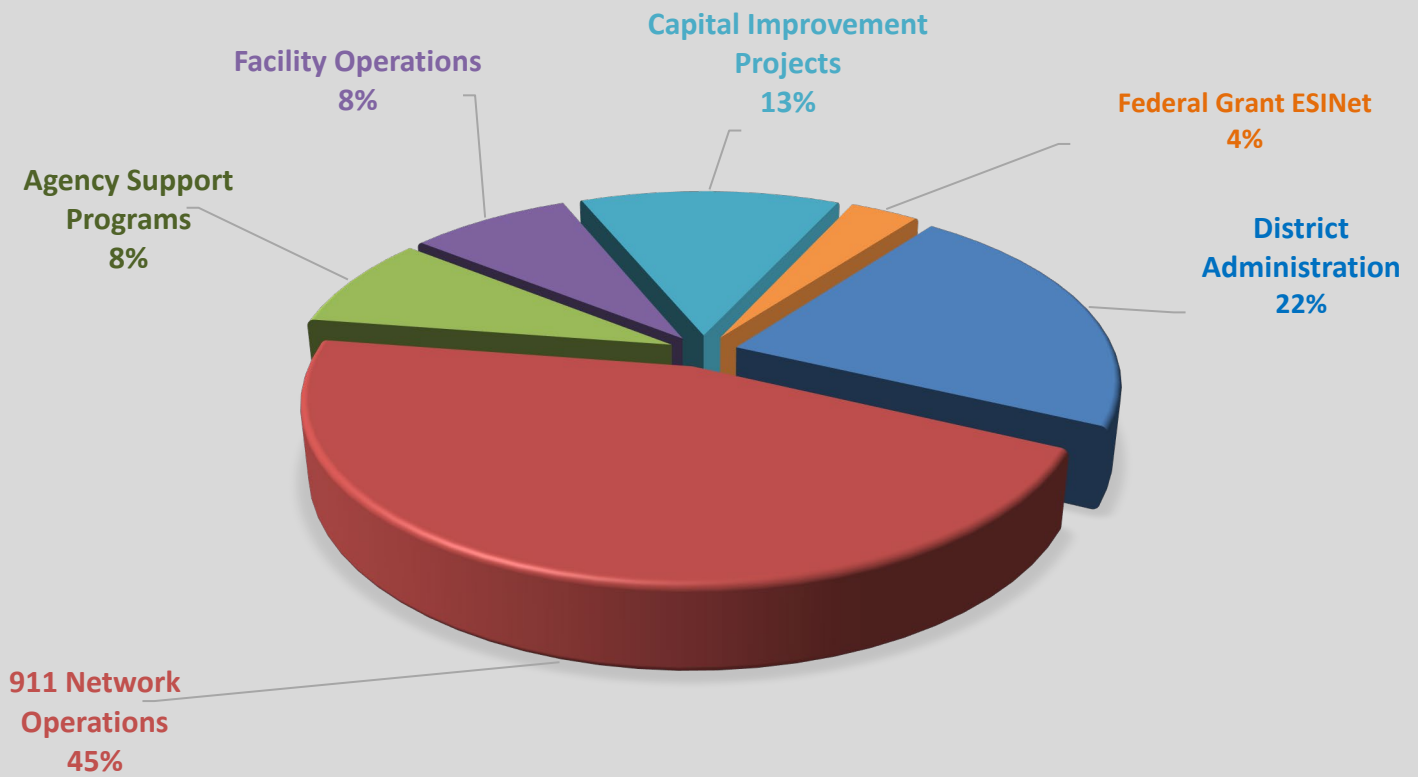
October'24 through December'24

CSEC Monthly Reimbursement from Federal Grant Awarded

DIR Monthly ESInet Connectivity and NG911 Core Services



PROPOSED BUDGET ALLOCATION



El Paso County 911 District Fiscal Year 2023 Budget Summary

	FY23 Adopted	FY23 Actual	
Revenue			
Operating			
District Administration	9,179,940.00	8,830,448.00	96.19%
Federal Grant			
Fed Grant Reimbursement	0.00	2,185,406.24	100.00%
Total Revenue	9,179,940.00	11,015,854.24	120.00%
Expenses			
Operating			
District Administration	2,741,180.43	2,565,754.15	93.60%
911 Network Operations	4,877,799.89	3,560,800.65	73.00%
Facility Operations	1,269,356.00	659,018.30	51.92%
Total Operating	8,888,336.32	6,785,573.10	76.34%
Agency Assistance			
Agency Support Programs	684,900.00	491,114.88	71.71%
Total Agency Assistance	684,900.00	491,114.88	71.71%
Capital Improvements			
Capital Items	0.00	148,642.16	
FY 2022 Expenditures	0.00	481,213.29	
Total Capital Improvements	0.00	629,855.45	
Prior Year Expenses			
FY 2022 Expenditures	0.00	18,937.44	
Total Prior Year Expenses	0.00	18,937.44	
Federal Grant			
ESInet NG911 Maint	0.00	1,217,074.00	
Total Federal Grant	0.00	1,217,074.00	
Total Expenses	9,573,236.32	9,142,554.87	95.50%
Actual Revenue/Expenses	11,015,854.24	9,142,554.87	82.99%



El Paso County 911 District

6055 Threadgill Ave. El Paso TX 79924 | (915) 562-3911 | Fax (915) 832-6808

SWORN STATEMENT

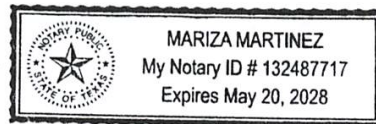
Before me, the undersigned personally appeared and stated:

I, Scott Calderwood, Executive Director of the El Paso County 911 District, swear these Audited Financial Statements of the El Paso County 911 District are a true and correct report of the funds received and expenditures of the District during the fiscal year beginning October 1, 2022 and ending on September 30, 2023.

Scott Calderwood
Executive Director
El Paso County 911 District

Sworn to and subscribed this 8th day of July 2024.

Mariza Martinez
Notary Public in and for the State of Texas
My commission expires 5/20/28





*Our commitment to live by our shared values
is our strategy for success*

El Paso County 911 District
6055 Threadgill Ave
El Paso, Texas 79924
info@elpasocounty911.org

Scott Calderwood
Executive Director
(915) 832-6812
scottc@elpasocounty911.org



El Paso, TX

300 N. Campbell
El Paso, TX

Legislation Text

File #: 24-1105, Version: 1

**CITY OF EL PASO, TEXAS
LEGISTAR AGENDA ITEM SUMMARY FORM**

DISTRICT, DEPARTMENT, CONTACT INFORMATION:

*Please choose District and Department from drop down menu. Please post exactly as example below.
No Title's, No emails. Please use ARIAL 10 Font.*

All Districts

Human Resources, Mary Wiggins, (915) 212-1267

AGENDA LANGUAGE:

This is the language that will be posted to the agenda. Please use ARIAL 11 Font.

Discussion and action on the appointment of the El Paso City Manager in accordance with City Charter Section 5.1.

**CITY OF EL PASO, TEXAS
AGENDA ITEM
DEPARTMENT HEAD'S SUMMARY FORM**

DEPARTMENT: Human Resources

AGENDA DATE: August 20, 2024

PUBLIC HEARING DATE:

CONTACT PERSON NAME AND PHONE NUMBER: Mary Wiggins, Chief Human Resources, 915-212-1267

DISTRICT(S) AFFECTED: All

STRATEGIC GOAL: Goal 5: Promote Transparent & Consistent Communication Amongst all Members of the Community
Goal 6: Set the Standard for Sound Governance & Fiscal Management

SUBJECT:

Discussion and action on the appointment of the El Paso City Manager in accordance with City Charter Section 5.1.

BACKGROUND / DISCUSSION:

The appointment of the City Manager (by vote of its total membership) is a power reserved to the City Council per Section 5 of the El Paso City Charter:

“Section 5.1 – APPOINTMENT; QUALIFICATIONS; COMPENSATION.

The City Council by a majority vote of its total membership shall appoint a City Manager and fix the Manager's compensation. The City Manager shall be appointed solely on the basis of executive and administrative qualifications. The Manager need not be a resident of the City at the time of appointment but shall establish residence in the City within sixty days after the date of the appointment.”

On February 27, 2024, City Council awarded Solicitation 2024-0080R Executive Recruitment Services for City Manager to Baker Tilly US, LLP for an estimated amount of \$42,585.00 in order to conduct a search to select a new City Manager.

PRIOR COUNCIL ACTION:

Interim City Manager Cary Westin was appointed in March 2023.

AMOUNT AND SOURCE OF FUNDING:

N/A

*****REQUIRED AUTHORIZATION*****

DEPARTMENT HEAD:

Mary Wiggins

(If Department Head Summary Form is initiated by Purchasing, client department should sign also)



El Paso, TX

300 N. Campbell
El Paso, TX

Legislation Text

File #: 24-1161, Version: 1

**CITY OF EL PASO, TEXAS
LEGISTAR AGENDA ITEM SUMMARY FORM**

DISTRICT, DEPARTMENT, CONTACT INFORMATION:

Please choose District and Department from drop down menu. Please post exactly as example below.

No Title's, No emails. Please use ARIAL 10 Font.

City Attorney's Office, Evan D. Reed, (915) 212-0033

AGENDA LANGUAGE:

This is the language that will be posted to the agenda. Please use ARIAL 11 Font.

Joseph Pickett v. City of El Paso; 384th District Court; Cause No. 2020DCV3514 (551.071)