



Update on Migration Crisis

Ongoing Efforts



2022 Community Release Statistics

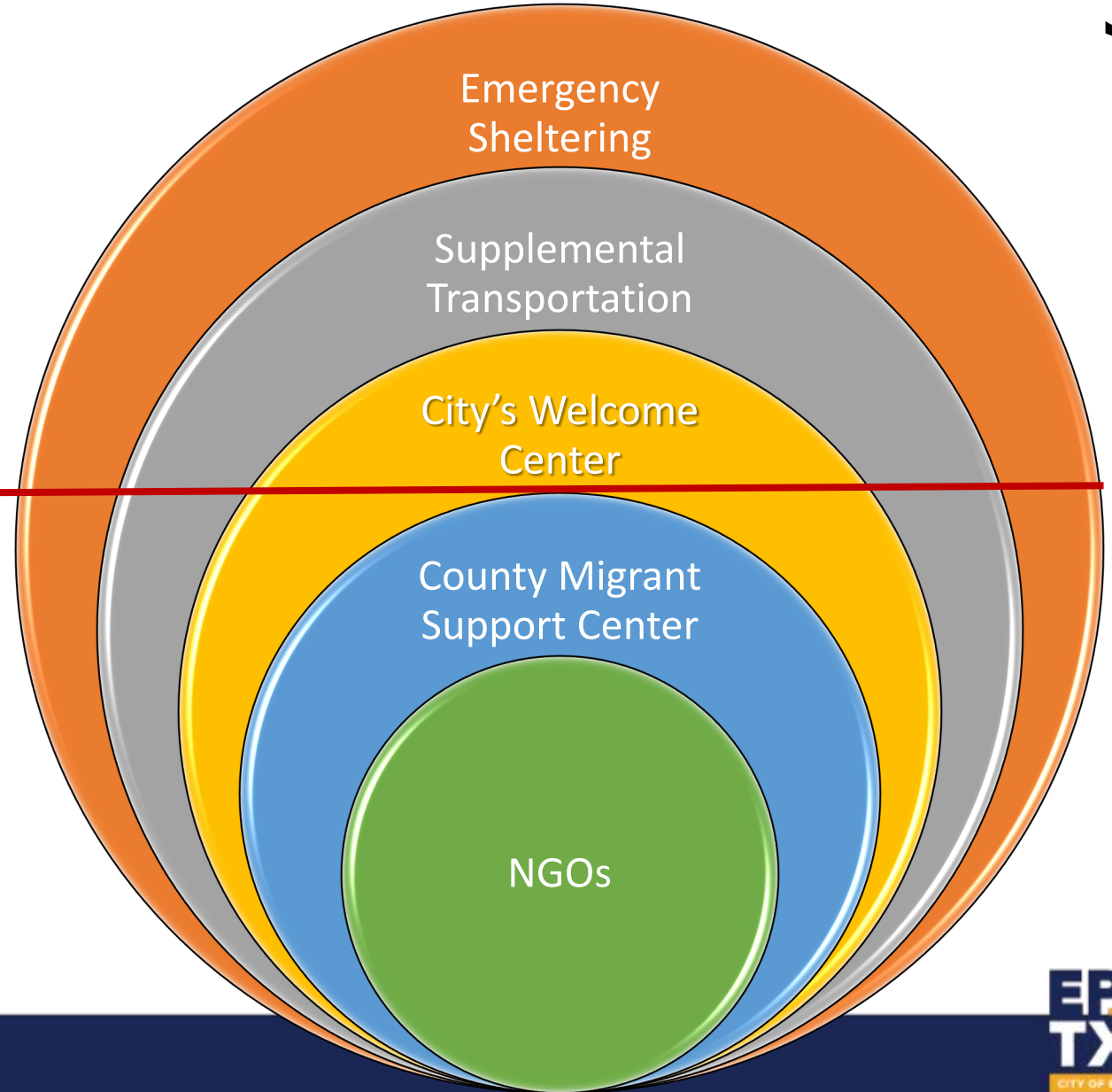


Month	Daily	Weekly	Month
April	230	2,200	7,200
May	300-400	2,400-2,700	11,500
June	200-400	2,000-2,900	8,834
July	200-250	1,500-2000	7,982
August	300-350	2,500	9,226
Sept	600-900	6,100+	21,610
Oct	300-1,200	3,600-6,800	21,832
Nov	600-1,000	5,400+	22,270
Dec	500-1,700	3,500-10,000	30,600
Jan	100-200	1,500	2,175 YTD


EOC Activation

**Disaster Declaration
Operations
(OEM)**


**Steady State
(Office of New
Americans & NGOs)**



Migrant Crisis – T42 Incident Action Planning



1. Coordination
2. Sheltering
3. Transportation
4. Public Health
5. Healthcare System
6. Public Information
7. Security and Intelligence
8. Cost Recovery



EOC Activation - Area Command

- Coordinate and direct efforts between city, county, support agencies, NGOs, state and federal partners.
 - Command and Control
 - Priorities
 - Critical Resources
 - Unity of Effort
- Daily coordination, planning and stakeholder meetings



Sheltering

Convention Center

Opened December 21, 2022

1,000+ beds

Closed January 3, 2023

1,900+ clients served



Sheltering

- Bassett Middle School
 - Opened December 30, 2022
 - 500+ beds
 - 287 clients served
 - Closed January 11, 2022
- Morehead Middle School
 - On Standby December 30, 2022
 - 500-1,000

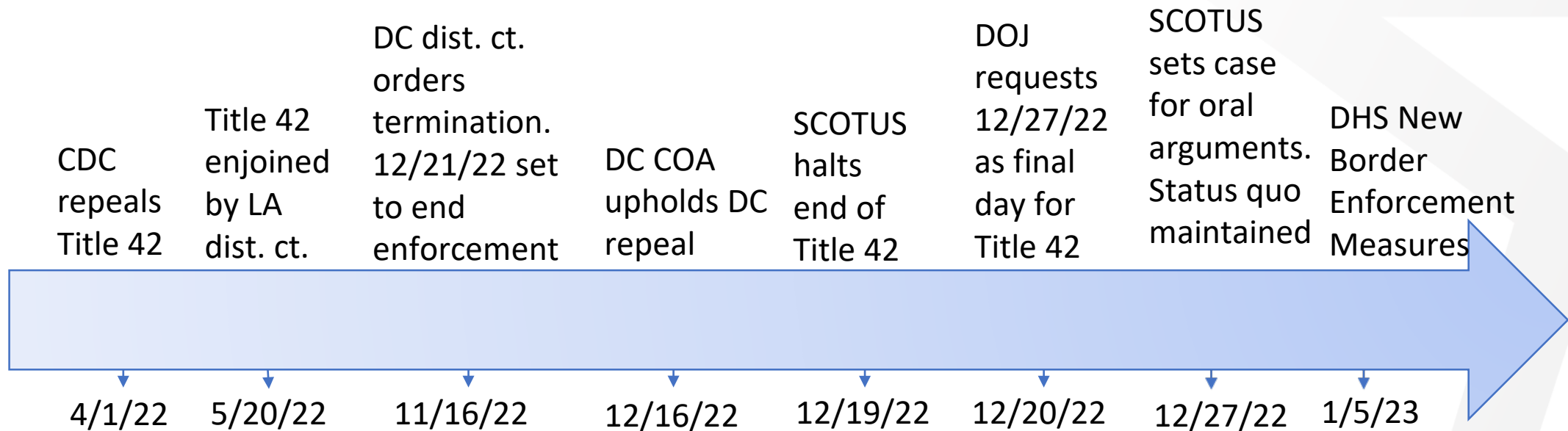
Roving Assistance Teams

- Life-saving efforts to shelter
- Transportation to airport and bus stations
- Daily cleaning with EPPD and ESD

Security and Protection

- El Paso Police Department
 - Migrants
 - City Staff
 - Community

Title 42 Litigation





New Humanitarian Parole Program

- Cubans, Haitians, and Nicaraguans are eligible for an immigration benefit similar to what Venezuelans have available
- Temporary grant of parole for 2 years
- Employment authorization document issued
- National Security and Safety Screening
- U.S. sponsor for support
- Entry into the U.S., Mexico, or Panama after Jan. 5, 2023 results in ineligibility
- Up to 30,000 qualified applicants per month



Cost Recovery	Estimated Costs	Advancement/ Reimbursement Status	Total Pending Reimbursement
1st Quarter (Jan - Mar)	\$157,821	\$157,122 Submitted on 5/05/22 Received on 9/22/22	Completed
2nd Quarter (Apr - Jun)	\$81,703	\$80,424 Submitted on 8/25/2022 Received on 9/21/2022	Completed
3rd Quarter (July - Sept)	\$5.13 million	\$3.76 million Submitted on 11/4/2022 Received on 12/21/2022	\$1.37 million
4th Quarter (through Dec 31)	\$4.7 million	\$2 million (received on 10/12) \$6 million (received on 12/30/2022) \$4.4 million (received on 1/11/2023) \$600K (received on 1/11/23)	Completed
Total	\$9.87 million	\$16.9 million	\$1.37 million

12*All costs provided are estimates until expenses have been finalized as part of a reimbursement application/final report.



Current Status

- Title 42
- Ongoing Operations
- Funding/Reimbursements



Mission

Deliver exceptional services to support a high quality of life and place for our community



Vision

Develop a vibrant regional economy, safe and beautiful neighborhoods and exceptional recreational, cultural and educational opportunities powered by a high performing government



Values

Integrity, Respect, Excellence,
Accountability, People