

CIP Comprehensive Update



June 22, 2021

AGENDA

- Program Status / Funding Priorities
- 2019 Public Safety Bond
- 2012 Street CIP
- Quality of Life Bond
- Capital Plans Highlights
 - 2017 Capital Plan
 - 2018 Capital Plan
 - 2019 Capital Plan
 - 2020 Capital Plan
 - Eastside Sports Complex Phase II



- **STRATEGY ON CONTINUING WITH THE CAPITAL PROGRAM**
 - **\$141 approved in February allowed for continuation of CIP**
Projects focused on Streets/Public Safety
 - **Plan for next issuance – focused on**
completing/recalibrating Capital Plans and Public Safety
Bond.
- **DEFERMENT continues to increase cost of projects**
(AGC estimates 12% inflation this year alone)
 - **1: 104%, 2 years 108%, 3 years 1.12%**

- **\$1.4 Billion CIP**
- **60% (\$850 M) Funds Streets, Public Safety and Basic Services**
- **\$471 M Quality of Life Bond**
 - **\$353 M Borrowed**
 - **\$224 M Spent**
- **\$586 M Remains to be issued**
 - **\$330 M Public Safety**
 - **\$127 M Capital Plans**
 - **\$128 M QOL Bond (MPC)**

COVID-19 RESPONSE

1

Establish Available Resources

2

Confirm Existing Commitments

3

Complete Construction Contracts

- *Covid - 19 Response: Operational funds may not be available to open facilities*
- *Complete design contracts*

4


Align and integrate final recommendation with:

- *Financial Capacity*
- *Operational Needs*
- *Strategic Plan*
- *Community Priorities*

PROPOSED FUTURE ISSUANCES

| Capital Plan | Approval Date | Fund | Budget | Amount Issued | Remaining Authorization | YTD Expenses | 2022 | 2023 |
|---|---------------|------|------------------------|----------------------|-------------------------|----------------------|---|-----------------------------------|
| 2012 Quality of Life Prop 1 (Park/Zoo) | 11/6/12 | 4800 | \$245,447,173 | \$245,477,173 | \$0 | \$183,056,745 | FY-22 Future Amounts TBD based on budget approvals | |
| 2012 Quality of Life Prop 2 (Lib/MCAD) | 11/6/12 | 4800 | \$227,802,827 | \$99,317,191 | \$128,455,636 | \$50,311,085 | | |
| 2012 Street Infrastructure | 6/26/12 | 4740 | \$218,400,000 | \$203,280,409 | \$15,119,591 | \$174,776,523 | \$15,119,591 | Projected Program Savings: \$15 M |
| 2017 Capital Plan | 8/7/17 | 4741 | \$71,500,000 | \$61,000,000 | \$10,500,000 | \$51,389,867 | \$10,500,000 | |
| 2018 CIP-Eastside Sports Complex Phase II | 12/19/17 | 4744 | \$14,532,000 | \$11,400,000 | \$3,132,000 | \$2,249,219 | \$3,132,000 | |
| 2018 Capital Plan | 12/18/17 | 4743 | \$76,735,148 | \$53,600,000 | \$23,135,148 | \$34,594,365 | \$16,135,148 | \$7,000,000 |
| 2019 Capital Plan | 4/30/18 | 4745 | \$112,080,000 | \$52,000,000 | \$60,080,000 | \$15,710,437 | \$35,080,000 | \$25,000,000 |
| 2019 Public Safety Bond | 11/5/19 | 4820 | \$413,122,650 | \$83,297,200 | \$329,825,450 | \$5,723,722 | \$84,126,837 | \$131,121,572 |
| 2020 Capital Plan | 12/10/19 | 4746 | \$46,026,015 | \$15,000,000 | \$31,026,015 | \$3,342,757 | \$31,026,015 | |
| Total | - | - | \$1,425,645,813 | \$824,371,973 | \$601,273,840 | \$521,154,722 | \$180,000,000 | \$163,121,572 |

Priorities



**FY 2022
Proposed
Issuance
\$180 M**

2022 CIP Financing

| 2022 Capital Project Financing | | | |
|--|----------------------|-------------|--|
| General Obligations | | | |
| Public Safety | \$84,126,837 | | |
| Subtotal | \$84,126,837 | 72% | Public Safety Bond/ Street Safety/ Street Imp./ Public Health |
| Public Health (animal shelter) | \$10,095,715.07 | | |
| Bond Issuance | \$2,418,417.82 | | |
| Streets | \$33,523,580.67 | | |
| Information Technology / Art | \$3,772,196.39 | | |
| Leveraged Streets Projects MPO | \$11,664,972.24 | 6% | Leverage Local Funds to get Federal Funds |
| Facility Repairs and Service | \$10,489,759.94 | 6% | Parks & Recreation Improvements / Facility Rehab |
| Flat Fields (Eastside Sports Complex) | \$3,135,148.00 | 2% | TIRZ funded |
| Eastside Regional Park Phase II | \$10,023,372.87 | 6% | Cultural and Recreation |
| Mexican American Cultural Center | \$10,750,000.00 | 6% | |
| Capital Plans Subtotal | \$95,873,163.00 | | |
| TOTAL | \$180,000,000 | 100% | |



Funding Priorities for Next (FY 22) Issuance:

| | | |
|--|--------------|--|
| 2012 Street Infrastructure | \$15,119,591 | Projected Program Savings \$15 M |
| 2017 Capital Plan | \$10,500,000 | Eastside Regional Phase 2 (The Beast Urban Park) – Flat Fields And Playground Areas |
| 2018 CIP-Eastside Sports Complex Phase II-PID2 | \$3,132,000 | TIRZ Funded To Complete The Complex |
| 2018 Capital Plan | \$16,135,148 | Federal Projects, Brian Ray, Railroad, And Ted Houghton Reconstruction, And IT Equipment And Software |
| 2019 Capital Plan | \$35,080,000 | Complete Safety Lighting Projects: Airport, Vista Del Sol, Pebble Hills, Sunland Park, Shadow Mountain/West Wind, Redd Road/Executive, Mexican American Cultural Center, Park And Recreation Facilities, Sun City Lights, Wayfinding |
| 2019 Public Safety Bond | \$84,126,837 | Design Build Contracts For PD HQ, Academy, Remodels Of Existing Facilities (Fire Stations) |
| 2020 Capital Plan | \$31,026,015 | Federal Projects, Public Health Facilities, Parks And Rec Facilities, Traffic Signals, Sports Field Lighting, Planning Documents |

\$180 Million

2019 PUBLIC SAFETY BOND

\$413,100,000 M



| Capital Plan | Approval Date | Fund | Budget | Amount Issued | Remaining Authorization | YTD Expenses | FY 2022 Proposed Issuance |
|-------------------------|---------------|------|---------------|---------------|-------------------------|--------------|---------------------------|
| 2019 Public Safety Bond | 11/5/2019 | 4820 | \$413,122,650 | \$83,297,200 | \$329,825,450 | \$5,723,722 | \$84,126,837 |

| Pre- Design / Design | Construction | Future Programmed | Completed |
|----------------------|--------------|-------------------|-----------|
| 18 | 0 | 29 | 2 |

2019 Public Safety Bond Highlights

Eastside Regional Command Center will start construction this year

Fire Station 36 will begin construction this year

Design started for 5 Fire Stations–

- **Fire Stations 10, 19, 21, 25, 26, will begin construction later this year**

Property acquisition for PD/FD Academy under way

Projects to begin design:

- **PD HQ (procure Design Build Contracts)**
- **PD/FD ACADEMY (procure Design Build Contracts)**
- **FS 38**

Property Acquisition to begin on Central Command Center and FD Special units Facility



Public Safety Bond – COVID-19 Response Revised Rollout Plan

| 2021 | 2022 | 2023 | 2024 | 2025 | 2026 | 2027 |
|----------|--------------|-------------|-----------------|-------------------|--------------|---------------|
| Property | COVID IMPACT | Eastside RC | PD HQ | Mission Valley RC | Northeast RC | Westside RC |
| PD FLEET | | | Pebble Hills RC | New Academy | Central RC | Exist Academy |

RED = COVID IMPACT

EL PASO POLICE DEPARTMENT

| Project | Total Project value with Issuance cost | CASH FOLLOW / YEAR | | | | | | | | | | |
|--|--|--------------------|---------------------|---------------------|---------------------|---------------------|---------------------|--------------------|--------------------|------------|------------|------------|
| | | 2020 | 2021 | 2022 | 2023 | 2024 | 2025 | 2026 | 2027 | 2028 | 2029 | 2030 |
| UPPER EAST MUNICIPAL COMPLEX (COMMAND CENTER) | \$38,600,000 | \$1,000,000 | \$2,860,000 | \$19,300,000 | \$15,440,000 | | | | | | | |
| POLICE TRAINING ACADEMY* | \$19,900,000 | | \$1,990,000 | \$2,985,000 | \$9,950,000 | \$4,975,000 | | | | | | |
| PD HEADQUARTERS | \$90,600,000 | | \$9,060,000 | \$13,590,000 | \$45,300,000 | \$22,650,000 | | | | | | |
| PEBBLE HILLS RC RENOVATION | \$11,850,000 | | | \$1,185,000 | \$5,332,500 | \$5,332,500 | | | | | | |
| MISSION VALLEY RC RENOVATION | \$11,350,000 | | | | \$1,135,000 | \$5,107,500 | \$5,107,500 | | | | | |
| NORTHEAST RC RENOVATION | \$11,850,000 | | | | | \$1,185,000 | \$5,332,500 | \$5,332,500 | | | | |
| WESTSIDE RC RENOVATION | \$9,850,000 | | | | | | \$985,000 | \$4,432,500 | \$4,432,500 | | | |
| CENTRAL REGIONAL COMMAND (NEW) | \$24,600,000 | | \$3,690,000 | | \$2,460,000 | \$8,610,000 | \$9,840,000 | | | | | |
| PD FLEET | \$3,300,000 | \$1,000,000 | \$2,300,000 | | | | | | | | | |
| | | | | | | | | | | | | |
| TOTAL | \$221,900,000 | \$2,000,000 | \$19,900,000 | \$37,060,000 | \$79,617,500 | \$47,860,000 | \$21,265,000 | \$9,765,000 | \$4,432,500 | \$0 | \$0 | \$0 |

*One project with FD Academy, Logistics and HQ (\$79M)

Public Safety Bond – COVID-19 Response Revised Rollout Plan

| 2021 | 2022 | 2023 | 2024 | 2025 | 2026 | 2027 | 2028 | 2029 | 2030 |
|-------------|-------------|-------------|-------------|---------------|-------------|-------------|-------------|-------|------|
| Renovations | Renovations | Renovations | Renovations | Renovations | Renovations | Renovations | Renovations | FS 40 | |
| Roofs | | FS 36 | FS 38 | Special Teams | | | | FS 40 | |
| Equipment | Equipment | | | Academy | | | | | |
| | | | | HQ/Logistics | | | | | |
| | | | | | | | | | |

RED = COVID IMPACT

EL PASO FIRE DEPARTMENT

| Project | Total Project value with issuance cost and 2% for the Arts | CASH FOLLOW / YEAR | | | | | | | | | | |
|--|--|--------------------|---------------------|---------------------|---------------------|---------------------|--------------------|--------------------|--------------------|---------------------|--------------------|------|
| | | 2020 | 2021 | 2022 | 2023 | 2024 | 2025 | 2026 | 2027 | 2028 | 2029 | 2030 |
| FIRE STATION 36 (NEW) | \$11,300,000 | \$300,000 | \$830,000 | \$6,780,000 | \$3,390,000 | | | | | | | |
| FIRE STATION 38 (NEW - Municipal Complex) | \$11,800,000 | | | \$3,000,000 | \$7,000,000 | \$1,800,000 | | | | | | |
| FIRE STATION 1, 9, 11 | \$17,100,000 | | | \$1,710,000 | \$6,840,000 | \$6,840,000 | \$1,710,000 | | | | | |
| TRAINING ACADEMY & LOGISTICS* | \$29,650,000 | | \$2,965,000 | \$4,447,500 | \$14,825,000 | \$7,412,500 | | | | | | |
| FIRE STATION 40 (NEW) | \$15,500,000 | | | | | | | | \$1,550,000 | \$9,300,000 | \$4,650,000 | |
| FIRE HEADQUARTERS* | \$29,650,000 | | \$2,965,000 | \$4,447,500 | \$14,825,000 | \$7,412,500 | | | | | | |
| FIRE STATION RENOVATIONS | \$74,400,000 | \$1,720,000 | \$11,160,000 | \$13,160,000 | \$11,160,000 | \$7,440,000 | \$7,440,000 | \$7,440,000 | \$7,440,000 | \$7,440,000 | | |
| FD EQUIPMENT | \$1,800,000 | \$800,000 | \$1,000,000 | | | | | | | | | |
| TOTAL | \$191,200,000 | \$2,820,000 | \$18,920,000 | \$33,545,000 | \$58,040,000 | \$30,905,000 | \$9,150,000 | \$7,440,000 | \$8,990,000 | \$16,740,000 | \$4,650,000 | |
| *One project with FD Academy, Logistics and HQ (\$79M) | | | | | | | | | | | | |



Fire Station 36




Fire Station 36




Eastside Regional Command Center

2 Completed Projects

Fire Station 5 Vehicle Exhaust



Fire station 37 Vehicle Exhaust



2012 STREET CIP

\$218,400,000



| Capital Plan | Approval Date | Fund | Budget | Amount Issued | Program Savings | YTD Expenses | No future Issuances |
|----------------------------|---------------|------|---------------|---------------|-----------------|---------------|---------------------|
| 2012 Street Infrastructure | 6/26/2012 | 4740 | \$218,400,000 | \$203,280,409 | \$15,119,591 | \$174,776,523 | N/A |

PROJECTED PROGRAM SAVINGS: \$15 M

| Design | Bidding | Construction | Completed |
|--------|------------|--------------|-------------|
| 1 | 5 + 1 NTMP | 10 | 49 + 2 NTMP |

History

Remaining projects are getting out to bid

- June 26, 2012: City Council approved \$218.4 M for street improvements
- March 8, 2016: City Council CIP recalibration
 - Observations and input from public
 - Dedicated funding for specific street improvements
 - Greater Council oversight of CIP implementation
- August 7, 2017: Council approved expediting arterial resurfacing (Transferred \$21.8 M from Reconstruction to Resurfacing Top 25 Arterials)
- December 18, 2017 Council approved expediting reconstruction projects
- February 15, 2021 Council approved to allocate Investment Interest to projects within each Capital Program.

| Status | 3/2016 | 12/2017 | 2/2019 | 6/2019 | 10/2019 | 2/2020 | 7/2020 | 8/2020 | 9/2020 | 12/2020 | 1/2020 | 4/2021 | 6/2021 |
|--------------|-----------|-----------|-----------|-----------|-----------|-----------|-----------|-----------|-----------|-----------|-----------|-----------|-----------|
| Completed | 2 | 10 | 18 | 21 | 21 | 27 | 35 | 35 | 37 | 39 | 42 | 47 | 49 |
| Construction | 6 | 7 | 25 | 27 | 34 | 36 | 24 | 24 | 22 | 20 | 17 | 16 + NTMP | 15 |
| Design | 10 | 27 | 22 | 17 | 10 | 2 | 0 | 0 | 0 | 0 | 0 | 2 | 1 |
| Programmed | 47 | 21 | 0 | 0 | 0 | 0 | 0 | 0 | 0 | 0 | 0 | 0 | 0 |
| Deferred | 0 | 0 | 0 | 0 | 0 | 0 | 6+1NTMP | 6+1NTMP | 6+1NTMP | 6+1NTMP | 6+1 NTMP | 0 | 0 |
| TOTAL | 65 | 65 | 65 | 65 | 65 | 65 | 65 | 65 | 65 | 65 | 65 | 65 | 65 |

Recalibration
Expedite 21 Projects

1 Projects in Pre-Design / Design

| Project | District | Estimate | Est. Construction Start |
|-------------------------|----------|-----------|-------------------------|
| Phillipy Reconstruction | 6 | \$797,632 | TBD |

5 + 1 NTMP Projects in Bidding

| Project | District | Estimate | Est. construction Start |
|--|----------|-------------|-------------------------|
| Canterbury Trail | 1 | \$1,302,300 | Fall 2021 |
| Gene Torres NTMP | 7 | \$798,600 | Summer / Fall 2021 |
| Padilla Reconstruction | 6 | \$2,249,005 | Summer 2021 |
| South Central Phase 5 - Edna(East of Concepcion), Cortez (South of Delta) Reconstruction (2) | 8 | \$6,224,221 | Summer 2021 |
| Sunglow Landscaping | 3 | \$388,351 | Summer 2021 |

10 Under Construction

| Project | District | Estimate | Estimated Completion |
|---|----------|-------------|---|
| Davis Reconstruction | 6 | \$1,851,322 | All scheduled to be complete by summer 2021 |
| Lowd Reconstruction | 7 | \$1,944,000 | |
| MCA Quiet Zones | 3,8 | \$6,162,048 | |
| McCune Reconstruction | 7 | \$2,821,000 | |
| Paddlefoot and Lomaland Reconstruction | 7 | \$5,234,000 | |
| River Bend Phase III | 8 | \$3,340,200 | |
| South Central Phase IV (Edna west of Concepcion, Dolan) 2 | 8 | \$3,930,215 | |
| Viscount Boulevard Roadway Lighting and Median Landscape | 3 | \$3,053,700 | |

49 + 2 NTMP Completed Projects

| | | |
|--|---|--|
| Alicia Drive Reconstruction | John Hayes Arterial Lighting | RC Poe and Edgemere Roundabout |
| Annie Reconstruction | Kernel Reconstruction | Redd Road Median Landscape and Lighting |
| Barker Reconstruction | Little Flower Reconstruction | Rich Beem Street Lighting |
| Central at Paisano | Love Rd Property Acquisition | Rim at Hague Intersection Improvements |
| Cielo Vista Sidewalk Repair | Manor Reconstruction | Robinson Reconstruction Phase I |
| Deer Ave NTMP | Mauer Road NTMP | Robinson Reconstruction Phase II |
| Edgemere Parkway | Mesquite Hills Street Lighting | Snelson Reconstruction |
| Edgemere Trail Widening, Lighting and Landscape Improvements | Mimosa Reconstruction | South Central Phase 2 - Encino (North of Delta), De Vargas, Cortez (North of Delta) Reconstruction (3) |
| Ethel Reconstruction | Monroe 2-way conversion | South Central Phase 3 - Encino (South of Delta), Elena, Feliz Reconstruction (2) |
| Flower Reconstruction | Montoya Heights Sidewalk | Springwood Traffic Calming |
| Geiger, Cardis, Malaga Reconstruction | New Haven Reconstruction | Teramar Reconstruction |
| Glenwood Reconstruction | Pebble Hills Extension | Toni, Mary Jeanne, Yvonne Reconstruction |
| Holly Reconstruction | Pendale Reconstruction | University Pedestrian Improvements |
| Independence Trail and Amenities (2) | Princeton, Tullane, Valleyview Reconstruction (3) | Van Buren 2-way conversion |
| James Reconstruction | Ramos Reconstruction | Yarbrough North Roadway Lighting and Median Landscape |

Street CIP Resurfacing Update – City wide

Active Street Resurfacing Projects:

1. 2012 Street CIP for Street Resurfacing – **99.1% complete**
All remaining streets under contract
2. Arterial Resurfacing Program – **95 % complete**
Pending completion of Hawkins from I-10 to gazelle

Progress on Active Street Resurfacing Projects:

- 2012 CO's - **371** Streets Completed – **3** locations in progress or programmed (To be completed within 2021)
- Arterial Program - **7** completed and **1** in progress

Street CIP Resurfacing– City wide

\$7 M Residential

FY 19 and 20 Program :

- 39% Residential streets complete
- Residential Program - **41** streets completed – **63 Locations to be programmed**
- FY 2020 Programmed to FY 2022
- FY 2021– FY 2022 Programmed to FY 2023 – FY 2024

All remaining streets FY 2019 and FY 2020 to be programmed

\$3 M Collectors Fee

- FY 2020 – 100% Complete
- FY 21 – 23: **2** Roads Complete, **1** In progress, **5** Programmed (On Schedule)

2012 Quality of Life Bonds

\$473,250,000



| Quality of Life Bond | Approval Date | Fund | Budget | Amount Issued | Remaining Authorization | YTD Expenses |
|--|---------------|------|----------------|---------------|-------------------------|---------------|
| 2012 Quality of Life Prop 1 (Park/Zoo) | 11/6/2012 | 4800 | \$ 245,447,173 | \$245,477,173 | \$0 | \$183,056,745 |
| 2012 Quality of Life Prop 2 (Lib/MCAD) | 11/6/2012 | 4800 | \$ 227,802,827 | \$99,317,191 | \$128,455,636 | \$50,311,085 |

| Pre-Design / Design | Bidding | Construction | On Hold | Completed |
|---------------------|---------|--------------|---------|-----------|
| 37 | 17 | 21 | 2 | 152 |





MEXICAN AMERICAN CULTURAL CENTER- DEFERRED TO 2022



Future: MACC Exhibit Funds will be required (\$5 M)





exigo

37 Projects in Pre Design / Design

| Project | District | Estimate | Estimated Const. Start |
|--|----------|-------------|------------------------|
| Africa Bird Holding | ZOO | \$300,000 | Fall 2021 |
| Alligator Exhibit | ZOO | \$699,400 | Spring 2022 |
| Blackie Chesher Sports Maintenance Storage | 6 | \$784,615 | Spring 2022 |
| Chalio Acosta Sports Center HVAC Improvements | 8 | \$250,000 | Spring 2022 |
| Eastside Regional Phase 2 Modular Play Structure | 5 | \$600,000 | Spring 2022 |
| Eastwood (Album) Metal Shade Canopy | 3 | \$98,148 | Spring 2021 |
| Education Discovery Improvements | ZOO | \$98,175 | Fall 2021 |
| Galapagos Exhibit | ZOO | \$573,029 | 01/25/22 |
| J.P. Shawver Modular Play Structure | 7 | \$800,000 | Spring 2022 |
| Komodo Dragon Exhibit | ZOO | \$4,232,900 | Spring 2022 |
| Leopard Exhibit Renovations | ZOO | \$339,300 | Early 2022 |
| Lower Beaumont Recreational Facility | 2 | \$4,762,528 | Early 2023 |
| Manhattan Heights Historic Archway Illumination | 2 | \$62,500 | Fall 2021 |
| Newman Park Metal Shade Canopy | 2 | \$99,999 | Fall 2021 |
| Ocelot Improvements - Support Elements | ZOO | \$300,000 | Early 2022 |
| Palisades Trailhead | 1 | \$300,000 | Summer 2022 |
| Pat O'Rourke Recreation Center | 8 | \$1,500,000 | Spring 2022 |

1 Project On hold due to litigation

| | | | |
|-----|------|---------------|-----|
| MPC | DTWN | \$180,000,000 | TBD |
|-----|------|---------------|-----|

37 Projects in Pre Design / Design (cont'd)

| Project | District | Estimate | Estimated Const. Start |
|---|----------|-------------|------------------------|
| Paved Trails - Tierra Del Este, Sunset Terrace Park Trail Extension | 1,5 | \$655,000 | Spring 2022 |
| Paved Trails - Carolina to Emerson | 7 | \$342,000 | Fall 2021 |
| Paved Trails - Donald to Dyer | 4 | \$315,000 | Fall 2021 |
| Paved Trails - Ellis lateral Connection | 1 | \$315,000 | Fall 2021 |
| Paved Trails - Montana to I-10 Segment A | 3,7 | \$437,500 | Fall 2021 |
| Paved Trails - Montana to I-10 Segment B | 3,7 | \$437,500 | Fall 2021 |
| Paved Trails - Montana to I-10 Segment C | 3,7 | \$437,500 | Fall 2021 |
| Paved Trails - Montana to I-10 Segment D | 3,7 | \$437,500 | Fall 2021 |
| Paved Trails - Rio Grande Trail North and Valley Creek Access | 1 | \$390,000 | Fall 2021 |
| Paved Trails - Skyline to Loma Real Segment A | 2,4 | \$315,000 | Fall 2021 |
| Paved Trails - Skyline to Loma Real Segment B | 2,4 | \$315,000 | Fall 2021 |
| Paved Trails - Skyline to Loma Real Segment C | 2,4 | \$315,000 | Fall 2021 |
| Paved Trails - Skyline to Loma Real Segment D | 2,4 | \$315,000 | Fall 2021 |
| Paved Trails- Mountain to River Trails System | 1 | \$872,000 | Winter 2021 |
| Pueblo Viejo Park Metal Shade Canopy | 6 | \$102,041 | Fall 2021 |
| Training & Instructional Multipurpose Center Pool | 3 | \$2,150,000 | Spring 2022 |
| Ventanas Destiny Metal Shade Canopy | 5 | \$73,517 | Fall 2021 |
| Vet Service Road - Support Elements | ZOO | \$130,000 | Fall 2021 |

1 Future programmed project

| | | | |
|----------------------------------|------|--------------|-----|
| Mexican American Cultural Center | DTWN | \$16,500,000 | TBD |
|----------------------------------|------|--------------|-----|

17 Projects in Bidding

| Project | District | Estimate | Estimated Const. Start |
|---|----------|-------------|------------------------|
| Animal Holding II | ZOO | \$875,336 | Summer 2021 |
| Dick Shinaut Concrete Skate Park | 5 | \$800,000 | Summer 2021 |
| Grandview Recreation Center | 2 | \$2,500,000 | Fall 2021 |
| Joey Barraza and Vino Memorial Park Phase 2 | 4 | \$5,000,000 | Summer 2021 |
| Joey Barraza and Vino Modular Play Structure | 4 | \$600,000 | Summer 2021 |
| Modesto Gomez Park | 8 | \$2,400,000 | Summer 2021 |
| Nolan Richardson Recreation Center | 2 | \$2,500,000 | Fall 2021 |
| Pavo Real Recreation Center Improvements | 6 | \$1,921,000 | Fall 2021 |
| Penguin Exhibit and Life Support Project | ZOO | \$3,766,750 | Summer 2021 |
| Salvador Rivas Park Phase III | 5 | \$550,000 | Summer 2021 |
| Sea Lion Exhibit Repair and Upgrade | ZOO | \$676,082 | Summer 2021 |
| South American Pavilion Improvements | ZOO | \$220,660 | Summer 2021 |
| South American Pavilion Restrooms | ZOO | \$269,000 | Summer 2021 |
| Veterans Recreation Center | 4 | \$1,500,000 | Fall 2021 |
| Wainwright and NE basin Park Improvements | 2,4 | \$1,127,885 | Fall 2021 |
| Westside Community Park Soccer Field Lighting | 1 | \$178,300 | Summer 2021 |

21 Projects in Construction

| Project | District | Estimate | Estimated Completion |
|---|----------|--------------|----------------------|
| Armijo Branch Library Improvements | 8 | \$350,000 | Winter 2021 |
| Children's Museum | DTWN | \$39,250,000 | Winter 2022 |
| Dorris Van Doren Library Improvements | 1 | \$802,014 | Spring 2022 |
| Esperanza Moreno Library Improvements | 5 | \$837,059 | Fall 2021 |
| Jose Cisneros Library Improvements | 3 | \$283,370 | Summer 2021 |
| N. Stanton Pedestrian Enhancements | 1 | \$84,589 | TBD |
| North Skies Park Improvements | 4 | \$370,864 | Summer 2021 |
| Pueblo Viejo Park Improvements | 6 | \$319,615 | Summer 2021 |
| Sandstone Ranch Estates Metal Shade Canopy | 4 | \$81,092 | Summer 2021 |
| Seville Recreation Center Improvements | 3 | \$226,114 | Summer 2021 |
| Sports Field Lighting (Veterans, Nations Tobin, Capistrano) | 2,4,6 | \$1,300,000 | Winter 2021 |
| Sun City Lights - District 5 | 5 | ERP Budget | Early Summer 2021 |
| Trailhead Improvements - Chuck Heinrich, Mary Frances Keisling, Franklin Hills Bear Ridge, North Open Space Reserve & Palisades | 1 | \$625,000 | Early 2022 |
| Travis White Park Improvements | 7 | \$93,750 | Summer 2021 |
| Westside Branch Library Improvements | 8 | \$910,000 | Winter 2021 |

152 Completed Projects


| Project Name | | |
|--|---|---|
| Adrian Garcia Park | Cielo Vista Ramps (NIP II) | Downtown Pedestrian Pathways Plaza/EPMA Loading Area, Sheldon Court, Convention Center Improvements |
| Angora Loop Median Improvements NIP III | Cimarron Unit 1 Metal Shade Canopy | E.L. Williams Park Improvements-NIP II |
| Argal Park at Las Palmas (Las Palmas/Pendale Community Park) | Citywide Play Equipment Installation Group 1 | East Cave Park (Tierra Del Este #64) Improvements-NIP II |
| Aztec & Navajo SW Gap NIP III | Citywide Play Equipment Installation Group 2 | Eastside Regional Park Phase 1: Oasis Water Park Recreation Center 50 Meter Pool |
| Aztec and Mescalero Traffic Circle | Clardy Fox Library Renovations | Eastside Senior Center (Pebble Hills) Expansion |
| Balsam Sidewalk Gaps | Clifford Ponding Area Improvements NIP III | Eastside Sports Complex Design/Build Phase 1 |
| Barron Park | Coronado Curb Cut Improvements (NIP) | Eastwood Dam – Wrought Iron Gate Improvements (NIP) |
| Bartlett Park Improvements | Coyote Park - Citywide Canopy Installation | Edgemere Park NIP III |
| Blackie Cheshier Flat Field Installation | Coyote Park Amenities NIP III | Escondido, Robles & Espada SW Gaps NIP III |
| Blackie Cheshier Lighted Flat Fields (Outdoor Sports Field Lighting) | Crestmont Canopy over playground | Ethel & Edgar Sidewalk Gaps (NIP II) |
| Blackie Cheshier Metal Shade Canopy | Crestmont Park Improvements | Gallagher Street Sidewalk Improvements (NIP) |
| Bookmobile Purchase | Dick Shinaut Canopy over playground | H.T. Ponsford Park Improvements- NIP II |
| Borderland Park Improvements NIP III | Digital Wall (History Museum) Roof Drain Alterations | Haddox Family Park Improvements |
| Brisa Del Este Park Improvements | Digital Wall @ History Museum | Hawkins Pool Roof Replacement |
| Carlos Bombach Park (NIP) | District 2 Lost Kingdom Water Park | Historic Entrance Sign - Manhattan Heights neighborhood-NIP II |
| Chamizal Recreation Center | District 4 Neighborhood Water Park | Houston Park Improvements NIP III |
| Chihuahuan Desert Exhibit Complex | District 7 Chapoteo Neighborhood Water Park | Hugo Meyer & Galaztan Sports Lighting |
| Chuck Heinrich Park (NIP) | Downtown Benches (NIP) | |


152 Completed Projects (Cont'd)


| Project Name | | |
|--|---|--|
| Irwin J Lambka Metal Shade Canopy | Memorial Park Library Branch Expansion | Paseos Del Sol Park Improvements |
| Jack D Quarles Park Improvements NIP III | Mission Hills Park Improvements (NIP) | Patriot Place Park Improvements (NIP) |
| James Grant Area Residential Street Lights NIP III | Montoya Heights Park Improvements NIP III | Pavo Real Enhanced Spray Park |
| James Schwitters Park (Fiesta/Coronado Park) | Mountain View Park Improvements | Pico Norte Outdoor Sports Field Lighting |
| Jan Sumrall Trailhead Playground Installation | Mountain View Park Lights Improvements NIP III | Polly Harris Doors |
| John Lyons/ Cheryl Ladd Park QOL | Museum of Archaeology ADA upgrade | Ponder Park Improvements(All Abilities Playground) |
| Johnson Basin | Museum of Archaeology Gazebo | Ponder Park Outdoor Sports Field Lighting |
| Jorge Montalvo Park Improvements | Museum of Art Gallery Upgrade | Pueblo Viejo Park Improvements- NIP II |
| Judge Marquez Branch Library | Museum of Art Roof Replacement and HVAC Upgrade | Pueblo Viejo Park Picnic Table Canopies - NIP III |
| Little River Park Improvements (NIP) | Museum of History Track Lighting | Radford Park |
| Lomaland Park Improvements (NIP) | N. Carolina Retaining Wall | Ranchland Hills Lights (NIP II) |
| Love Road crosswalk and landscaping NIP II | N. Carolina Speed Indicator Signs NIP III | Richard Burges Library Renovation |
| Madeline Park (NIP) | Nations Tobins Metal Shade Canopy | Rim Area Street Signs |
| Madeline Park Improvements | Newman Park Improvements (NIP) | Rim Road/Upper Tom Lea Park Improvements-NIP II |
| Magoffin Park | Northeast Regional Park – Skate Park | Rosedale Neighborhood Mile Markers-NIP II |
| Marty Robbins Canopy over Playground | Palm Grove Park Improvements | Rutherford Curb Cut Improvements NIP III |
| McKelligon Canyon Pavilion Structural Evaluation | | |

152 Completed Projects (Cont'd)


| Project Name | | |
|---|--|---|
| Sal Berroteran Outdoor Sports Field Lighting | Sunrise Park Restroom Improvements (NIP) | Westside Pool |
| Salamanca and Pejamo ADA Ramps | Sunset Heights and Old San Francisco Historic District Street Signs | Yucca Metal Shade Canopy |
| Salvador Rivas Spray Park | Sylvia Carreon (Lomaland) Recreation Center | Yucca Park Improvements |
| San Jacinto Plaza | Thomas Manor Park Improvements-NIP II | Zoo - Africa Red River Hog Exhibit |
| Sandstone Ranch Estates Park Improvements-NIP II | Todd Ware Park Improvements | Zoo - Africa Wild Dog |
| Sandstone Ranch Metal Shade Canopy | Todd Ware Park Improvements-NIP II | Zoo - Animal Holding Phase I Improvements |
| Sergio Troncoso (Ysleta) Library Improvements | Trailhead Parking Areas and Amenities - 1000 Steps | Zoo - Carousel Site Development |
| Sergio Troncoso (Ysleta) Library Parking Lot Phase I & II | Trailhead Parking Areas and Amenities - Lazy Cow | Zoo - Education Animal Holding |
| Shawver Outdoor Sports Lighting | Trailhead Parking Areas and Amenities - Jan Sumrall | Zoo - Event Tent |
| Shawver Park Improvements NIP III | Trailhead Parking Areas and Amenities Roundhouse | Zoo - Event Tent (additional shade) |
| Shawver Renovate Sports Fields | Trowbridge Sidewalk Gap (NIP II) | Zoo - Giraffe Shade (Support Elements) |
| Socorro Rd. Landscaping Improvements NIP III | Valle Bajo (Alameda) Recreation Center/Library Combo & Alameda Flat fields | Zoo - Kalahari Improvements |
| Stiles Park Handball Court | Valle de Las Misiones Street Lights (NIP) | Zoo - Reptile Building |
| Sue Young Sports Lighting | Valley View Street Lights (NIP) | Zoo - South American Aviary |
| Summit Fillmore Park Improvements (NIP) | Vista Del Valle Canopy over playground | Zoo - Wildlife Theater |
| Summit Fillmore Park Improvements NIP III | Wayne Retention Pond Rock Wall - NIP III | |















CAPITAL PLANS



Capital Plans

focused on streets, service improvement and facilities.

- ✓ Total amount of programs: \$320,873,163
- ✓ \$193,000,000 issued
- ✓ \$127,873,163 remaining to be issued
- ✓ Opportunity: Low interest rates and minimize impacts related to escalation in construction costs

| Capital Plan | Approval Date | Fund | Budget | Amount Issued | Remaining Authorization |
|--|---------------|------|----------------------|----------------------|-------------------------|
| 2017 Capital Plan | 8/7/2017 | 4741 | \$71,500,000 | \$61,000,000 | \$10,500,000 |
| 2018 CIP-Eastside Sports Complex Phase II-PID2 | 12/19/2017 | 4744 | \$14,532,000 | \$11,400,000 | \$3,132,000 |
| 2018 Capital Plan | 12/18/2017 | 4743 | \$76,735,148 | \$53,600,000 | \$23,135,148 |
| 2019 Capital Plan | 4/30/2018 | 4745 | \$112,080,000 | \$52,000,000 | \$60,080,000 |
| 2020 Capital Plan | 12/10/2019 | 4746 | \$46,026,015 | \$15,000,000 | \$31,026,015 |
| | | | \$320,873,163 | \$193,000,000 | \$127,873,163 |

2017 CAPITAL PLAN

\$71,214,026



| Capital Plan | Approval Date | Fund | Budget | Amount Issued | Remaining Authorization | YTD Expenses | FY 2022 Proposed Issuance |
|-------------------|---------------|------|--------------|---------------|-------------------------|--------------|---------------------------|
| 2017 Capital Plan | 8/7/2017 | 4741 | \$71,500,000 | \$61,000,000 | \$10,500,000 | \$51,389,867 | \$10,500,000 |

| Pre- Design / Design | Bidding | Construction | Completed |
|----------------------|---------|--------------|-----------|
| 1 | 2 | 6 | 36 |

2017 Capital Plan Highlights:

- ✓ Completed 36 projects including the purchase of 300 PD vehicles
- ✓ Last two Traffic Signals are out to bid (Doniphan)
- ✓ Metro 31 construction contract is awarded
- ✓ Federal Funded projects are under way
- ✓ PD parking garage safety improvement is close to completion
- ✓ Major project pending is Eastside Regional Park Phase 2

36 Completed Projects

| | |
|--|---|
| Alameda and Whittier Signal | Pebble Hills and Sun Fire Signal |
| Chamizal Pedestrian Enhancements Phase I | Pellicano and Michelangelo Signal |
| Cohen Stadium Canopy | Police Department Facilities Master Plan |
| Design of 2 Regional Aquatic Facilities | Police Fleet Replacement |
| Fire Station 15 Roof Replacement | Resler and Nardo Goodman Signal |
| Fire Station 7 and 15 Restrooms | Resler and Northern Pass Signal |
| Kenworthy and Sun Valley Signal | Rich Beem-Edgemere Roundabout |
| Marcus Uribe and Sean Haggerty Signal | San Jacinto Visitor's Center |
| New Fire Trucks and Ambulance | Schuster and El Paso Signal |
| Non-Public Safety Vehicles | Silver Springs and Shadow Mountain Signal |
| North Loop and Lafayette Signal | Spray Parks Enhancements |
| Northgate Removal from Flood Plain | Tierra Cortez and Tierra Este Signal |
| Northwestern and Helen of Troy Signal | University Avenue Pedestrian and Bicycle Enhancements |
| Paseo de las Luces | Zaragoza and John Hayes Signal |
| PCI Study | Zaragoza POE, Winn Road, Pan American Dr Improvements |
| Pebble Hills and Rich Beem Signal | |

PD Patrol Vehicles



Active Projects

| Projects | |
|---|------------------------------------|
| Bicycle Connectivity Improvements Phase 1 | Fire Vehicle Replace-2017 Capita |
| CAP Art Projects | Metro 31 |
| Non-public Vehicle Replace-2017 Cap | MPO City Match -2017 Cap Plan |
| Chamizal Neigh Pedestrian Enhancements Ph.1 | Oregon Street Lighting & ADA |
| Cohen Site Readiness | PD HQ Parking Garage Improvements |
| Cohen Stadium Canopy Improvements | Playa Drain Shared Used Path |
| COHEN Water Park Dist. 4 | Police Vehicle Replace-2017 Capita |
| Delta Dr. Overpass @ RR Xing | Rio Del Norte Dr. Improvements |
| Delta Street At Playa Drain | Rojas Drive Widening |
| Doniphan & Bird Traffic Signal | TXDOT ROW ACQUISITION |
| Doniphan & West Green Traffic Signal | Zaragoza Poe Winn S&D Improvements |
| Eastside Regional Park Phase II | |

FY 22 Proposed Issuance

| Capital Plan | Approval Date | Fund | Budget | Amount Issued | Remaining Authorization | YTD Expenses | 2022 Proposed Issuance |
|-------------------|---------------|------|--------------|---------------|-------------------------|--------------|------------------------|
| 2017 Capital Plan | 8/7/2017 | 4741 | \$71,500,000 | \$61,000,000 | \$10,500,000 | \$51,389,867 | \$10,500,000 |

| Project Description | FY22 Proposed |
|---------------------------------|---------------------|
| Bond Issue | \$10,500,000 |
| Eastside Regional Park Phase II | |



2018 CAPITAL PLAN

\$76,735,148



| Capital Plan | Approval Date | Fund | Budget | Amount Issued | Remaining Authorization | YTD Expenses | FY 2022 Proposed Issuance |
|-------------------|---------------|------|--------------|---------------|-------------------------|--------------|---------------------------|
| 2018 Capital Plan | 12/18/2017 | 4743 | \$76,735,148 | \$53,600,000 | \$23,135,148 | \$34,594,365 | \$16,135,148 |

| Design | Bidding | Construction | Future Programmed | Completed |
|--------|---------|--------------|-------------------|-----------|
| 2 | 4 | 8 | 3 | 5 |

Active Projects

| FY 2021 Projects | |
|--|--------------------------------|
| Alabama Drainage Ditch Replace | It Public Safety And Sys Infra |
| Bicycle Connectivity Infrastructure Ph 2 | Leo Cancellare Pool |
| Bicycle Connectivity Infrastructure Ph 1 | Mills Improvement TIRZ #5 |
| Yarbrough At Playa Drain | Montana Far East Transfer Ctr |
| Chamizal Neighborhood Pedestrian Enhancements Ph 2 | Montana RTS |
| COHEN Water Park Dist. 4 | Montana Sidewalk Improvements |
| Coronavirus Relief Funds- Public Health Lab | Paso Del Norte Poe Roundabout |
| Delta Street At Playa Drain | Brian Ray Reconstruction |
| Dyer RTS Sidewalk Improvement | Hawkins Reconstruction |
| Franklin Canal At Davis Street | Schuster Reconstruction |
| It Citywide Hardware Software | Street Median/Pkwy Structures |
| It Datacenter Equip And Lab | Yarbrough At Playa Drain |

FY 22 Proposed Issuance

| Capital Plan | Approval Date | Fund | Budget | Amount Issued | Remaining Authorization | YTD Expenses | 2022 Proposed Issuance |
|-------------------|---------------|------|--------------|---------------|-------------------------|--------------|------------------------|
| 2018 Capital Plan | 12/18/2017 | 4743 | \$76,735,148 | \$53,600,000 | \$23,135,148 | \$34,594,365 | \$16,135,148 |

| Project Description | Project Description | 2022 Proposed Issuance |
|--|--------------------------------|------------------------|
| Montana RTS | Delta Street At Playa Drain | \$16,135,148 |
| Paso Del Norte Poe Roundabout | Yarbrough At Playa Drain | |
| Chamizal Neighborhood Ped Enhancements Ph. 1 | Alabama Drainage Ditch Replace | |
| It Public Safety And Sys Infra | It Citywide Cyber Security | |
| It Datacenter Equip And Lab | It Network & Wi-fi Equipment | |
| Brian Ray Reconstruction | It Citywide Hardware Software | |
| Railroad Reconstruction | CBD Phase 4 | |
| Ted Houghton Reconstruction | Sean Haggerty Drive Extension | |
| Oregon Street Lighting & ADA | CAP Art Projects | |
| Chamizal Neighborhood Ped Enhancements Ph 2 | Franklin Canal At Davis Street | |

FUTURE ISSUANCE OF \$7.7m Tom Lea Slope Stabilization

2019 CAPITAL PLAN

\$112,069,158



| Capital Plan | Approval Date | Fund | Budget | Amount Issued | Remaining Authorization | YTD Expenses | FY 2022 Proposed Issuance |
|-------------------|---------------|------|---------------|---------------|-------------------------|--------------|---------------------------|
| 2019 Capital Plan | 4/30/2018 | 4745 | \$112,080,000 | \$52,000,000 | \$60,080,000 | \$15,710,437 | \$35,080,000 |

| Pre-Design / Design | Bidding | Construction | Future Programmed | Completed |
|---------------------|---------|--------------|-------------------|-----------|
| 8 | 4 | 6 | 1 | 2 |

Active Projects

| FY 2021 Issuance Projects | |
|------------------------------|--|
| Children's Museum | Pellicano, Railroad, Cotton Lighting |
| CAP Art Projects - 2019 Plan | Hawkins Reconstruction |
| Eastside Master Plan | Viscount Street Lighting |
| | Yarbrough, George Dieter, Lee Trevino Lighting |

FY 22 Proposed Issuance

| Capital Plan | Approval Date | Fund | Budget | Amount Issued | Remaining Authorization | YTD Expenses | 2022 Proposed Issuance |
|-------------------|---------------|------|---------------|---------------|-------------------------|--------------|------------------------|
| 2019 Capital Plan | 4/30/2018 | 4745 | \$112,080,000 | \$52,000,000 | \$60,080,000 | \$15,710,437 | \$35,080,000 |

| Project Description | FY22 Proposed |
|---|---------------------|
| 2% Arts Transfer 2019 Cap Plan | \$35,080,000 |
| Airport, Pebble Hills, Vista Del Sol Lighting and Landscape | |
| Cohen Site Readiness | |
| El Paso City Wide Wayfinding | |
| Liz Morayma Gonzalez Park | |
| Mexican American Cultural Center | |
| Sun City Lights Districts 2, 6, and 7 | |
| Sunland Park, Shadow Mountain Lighting and Landscape | |

Future Issuance:
\$25,000,000

Edgemere and Resler Lighting
Hunter, McCombs Trawood Rojas
Lighting

2020 CAPITAL PLAN

\$40,026,014

| Capital Plan | Approval Date | Fund | Budget | Amount Issued | Remaining Authorization | YTD Expenses | FY 2020 Proposed Issuance |
|-------------------|---------------|------|--------------|---------------|-------------------------|--------------|---------------------------|
| 2020 Capital Plan | 12/10/2019 | 4746 | \$46,026,015 | \$15,000,000 | \$31,026,015 | \$3,342,757 | \$31,026,015 |

| Pre-Design / Design | Bidding | Construction | Future Programmed | Completed |
|---------------------|---------|--------------|-------------------|-----------|
| 4 | 1 | 3 | 39 | 0 |

Active Projects

| FY 2021 Issuance Projects | |
|---|--|
| Animal Services Pet Mobile CIP 20 | Montana Far East Transfer Ctr |
| Animal Shelter HVAC CIP 20 | Montana RTS |
| Bicycle Connectivity Infrastructure Improvements Ph 1 | MPO Match Capital Plan 2020 |
| Bond Issuance Costs CIP 2020 | Nations Tobin Pool Building Roof |
| Chalio Acosta Sports Center HVAC | Nations Tobin Sports Center Roof |
| City 2 HVAC Control Syst CIP 20 | Neighborhood Traffic Management Program Cip 20 |
| Existing Sports Field Lighting | Planning Documents CIP 2020 |
| Hawkins Pool Roof Replacement | |

FY 22 Proposed Issuance

| Capital Plan | Approval Date | Fund | Budget | Amount Issued | Remaining Authorization | YTD Expenses | 2022 Proposed Issuance |
|-------------------|---------------|------|--------------|---------------|-------------------------|--------------|------------------------|
| 2020 Capital Plan | 12/10/2019 | 4746 | \$46,026,015 | \$15,000,000 | \$31,026,015 | \$3,342,757 | \$31,026,015 |

| Project Description | FY 22 Proposed Issuance |
|--|-------------------------|
| Animal Medical Houses CIP 20 | \$31,026,015 |
| Animal Services Housing CIP 20 | |
| Bicycle Connectivity Infrastructure Imp Ph 1 | |
| Blighted Properties Demolition | |
| Public Art Projects - 2020 Plan | |
| Chelsea Pool Demo Pocket Prk | |
| Delta Yard CMU Building Demolition | |
| Modesto Gomez Park Improvements | |
| MCA Sun City Lights CIP 20 | |
| Montana RTS | |
| Montana RTS – Airport | |
| Multipurpose Ctr Instruct Pool | |
| Planning Documents CIP 2020 | |
| Sports Fields Lighting CIP 20 | |
| Traffic Signals CIP 2020 | |
| Traffic Signal Synchronization | |
| Wyoming At St.Vrain Demolition | |

EASTSIDE SPORTS COMPLEX PHASE II

\$ 14,532,000



| Capital Plan | Approval Date | Fund | Budget | Amount Issued | Remaining Authorization | YTD Expenses | FY 2022 Proposed Issuance |
|---|---------------|------|--------------|---------------|-------------------------|--------------|---------------------------|
| 2018 CIP - Eastside Sports Complex Phase II | 12/19/2017 | 4744 | \$14,532,000 | \$11,400,000 | \$3,132,000 | \$2,249,219 | \$3,132,000 |

- **FY 2022 Proposed Issuance to be considered as part of the budget**
 - **Opportunity for Low Interest**
 - **Minimize the impact of the construction cost escalation**
- **Focused on Public Safety and Streets**
- **Capital Plans**
 - **\$320,873,163**
 - **\$193,000,000 issued**
 - **\$127,873,163 remaining to be issued**



Building our Future El Paso



Thank You