



CITY OF EL PASO

Discretionary Grants Program Formula Grant-Funded Program

November 20, 2023



AGENDA

Discretionary Grants Program

- I. Program Overview
- II. Grants Awarded
- III. Grants Pending

Formula Grant-Funded Program (MPO)

- I. Program Overview
- II. Completed Projects
- III. Active and Upcoming Projects
- IV. Funding Needs





Discretionary Grants Program

Discretionary Grants Program

- **Grants Development Service** is available to all City Departments
- **Purpose:** to deliver priority projects for our community at a reduced burden to local taxpayers
- **Competing at a National Level**

Funding Requested Success Rate

Benchmark: 10% | **FFY23: 27%**

of Applications Success Rate

Benchmark: 30% | **FFY23: 63%**

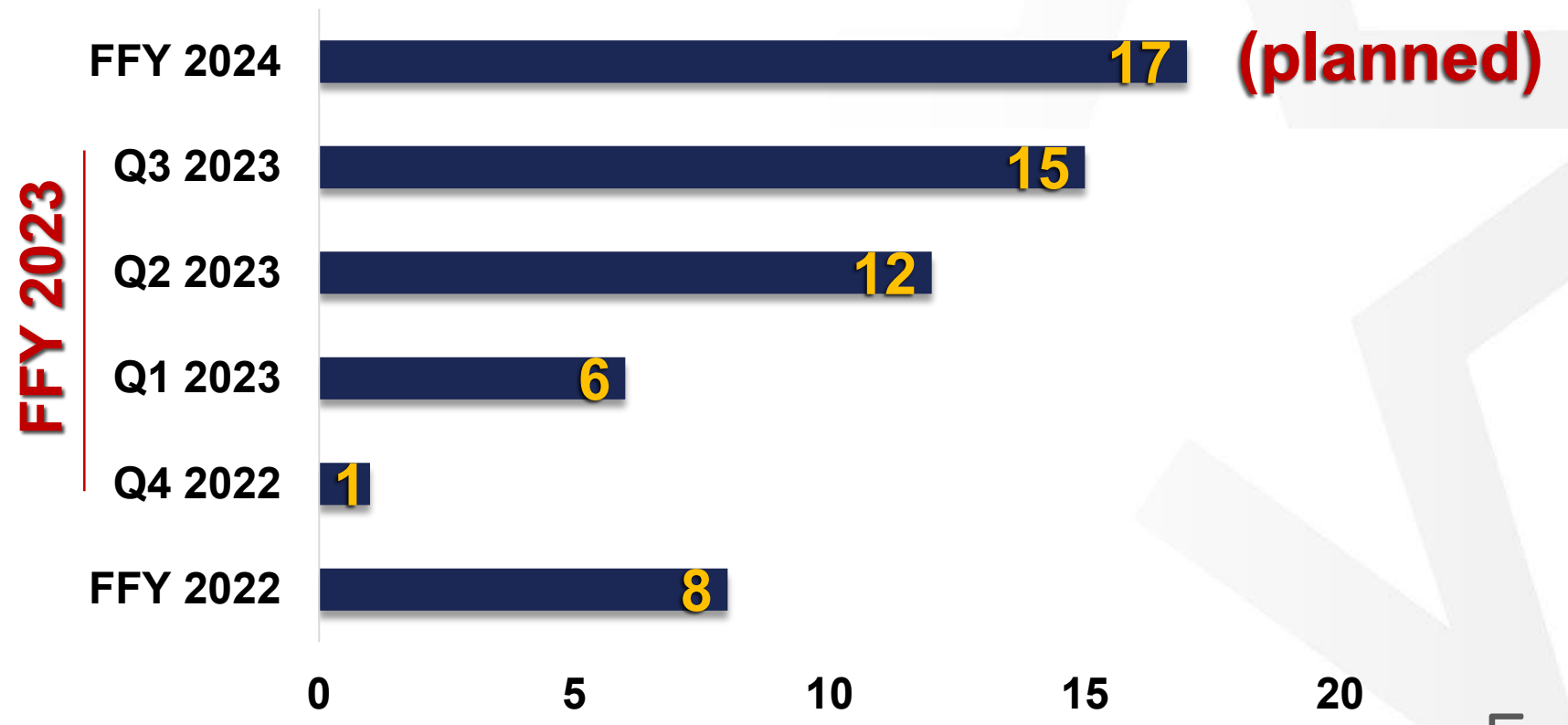


FFY 2023 RECAP

October 2022 –
September 2023
Federal Fiscal Year




34 Funding Requests FFY 2023



FFY 2023 RECAP

October 2022 –
September 2023
Federal Fiscal Year



17 Funded Projects



FFY22

FFY23

\$58.9M Grants

\$21.5M Grants*

\$15.7M City
Match

\$4.7M City
Match*

=

=

\$74.6M FFY22
Total

\$26.2M FFY23*
Total

Grants Partnership Agreements



The Rio Grande Council of Governments



Agreements include:

- City match funds
- Partner match funds
- Memorandum of Understanding (MOU)
- Participation Commitments
- In-Kind Contributions
- Letter of Support

Grant Development Process

Pre-Application

1. Department Coordination

- Monthly meetings
- Quarterly reports
- Funding announced

2. Funding Identification & Prioritization

- Funding search
- Calls for projects
- Dept Head ID

3. Scope of Work

- SOW completion
- Cost estimation
- QA / QC

Grant Application

4. Funding

- DCM approval
- Match funds
- City Council

5. Partnerships

- Letters of Support
- Partnerships
- Grant compliance

6. Application Development

- Technical content
- Data analysis
- Deadlines
- Final submission

Collaboration
with
Third-party
partners



FFY 2023 Highlights



EL PASO
INTERNATIONAL AIRPORT

Airport Grants FFY 2023

\$6M Awarded

\$27M Requested

\$2M Pending

9 New Projects

38 Partnerships



**Solar Parking
(Microgrid)**



**Sustainability Master
Plan**





CID Grants FFY 2023




\$2.8M Awarded

\$72M Requested

\$37M Pending

14 New Projects

57 Partnerships



- **Connected Bike Lanes**
 - **Bike Plan Update**



Economic & International Dev. Grants FFY 2023



\$800K Awarded

\$51M Requested

\$50M Pending

17 New Projects

111 Partnerships



Recompete Pilot Program



EL PASO
INTERNATIONAL BRIDGES

Int. Bridges FFY 2023



New Legislation*

\$3.5M Requested

\$2M Pending

4 New Projects

22 Partnerships



**PDN & Stanton
Port of Entry
Feasibility Study**

Partner-Led Grants FFY 2023

\$163M Requested

12 New Projects



Grants Awarded FFY22



Project	Agency	Program	Grant	Match	Total	Department
Advanced Manufacturing District	USEDA	FY22 BBBRC	\$25,000,000	\$6,250,000	\$31,250,000	Airport
Bert Williams - Iron Dust Bypass	TMPC	FY22 DEAAG	\$850,000	\$2,850,000	\$3,700,000	Airport
Reconstruct Taxiway	USFAA	FY22 AIP	\$12,156,022	\$1,452,226	\$13,608,248	Airport
Ysleta POE Pedestrian Improvements	USDOT	FY22 RAISE	\$12,000,000	\$3,000,000	\$15,000,000	International Bridges
Zero-emissions paratransit vehicles and EV charging stations	USFTA	FY22 BBF Emissions	\$8,875,712	\$2,219,178	\$11,094,890	Sun Metro
Total	5 Projects		\$58,881,734	\$15,771,404	\$74,653,138	

Grants Awarded FFY23



Project	Agency	Program	Grant	Match	Total	Department
Airport Microgrid Solar Panels	USFAA	FY23 AIP	\$3,000,000	\$750,000	\$3,750,000	Airport
Airport Sustainability Master Plan	USFAA	FY23 AIP	\$360,000	\$40,000	\$400,000	Airport
Terminal Bridge Reconstruction	USDOT	FY24 CPF	\$850,000	\$750,000	\$1,600,000	Airport
EV Micro Transit	USFTA	FY24 CPF	\$720,000	\$180,000	\$900,000	Sun Metro
Early Flood Warning System	USACE	FY24 CPF	\$975,000	\$750,000	\$1,725,000	El Paso Water
BOSS Site Location	HUD	FY24 CPF	\$500,000	\$0	\$500,000	Economic Development
First-Last Mile Bike Plan Update	USFTA	FY23 AOPP	\$360,000	\$40,000	\$400,000	Capital Improvement
Climate Action Plan	USEPA	FY23 CPRG P1	\$1,000,000	\$0	\$1,000,000	Community Development
Connected Bike Lanes Project	TxDOT	FY23 TASA	\$1,859,256	\$464,814	\$2,324,070	Capital Improvement
Recompete Technical Assistance	WFF	FY23 TA	\$300,000	\$0	\$300,000	Economic Development
DPH Infrastructure and Programming	USCDC	FY23 OE22 IWD	\$9,881,233	\$0	\$9,881,233	Public Health Department
Airport Microgrid Solar Parking	USDOE	FY23 CPF	\$1,750,000	\$1,750,000	\$3,500,000	Airport
Total	12 projects		\$21,555,489	\$4,724,814	\$26,280,303	

Grants Pending FFY23



Project	Agency	Program	Grant	Match	Total	Department
Borderplex Solar for All Program	USEPA	FY23 Solar for All	\$100,000,000	\$0	\$100,000,000	Community Development
Borderplex Recompete Workforce Program	USEDA	FY23 Recompete	\$50,500,000	\$0	\$50,500,000	Economic Development
El Paso EV Charging Stations	USFHWA	FY23 CFI	\$15,000,000	\$3,750,000 (3 rd Party)	\$18,750,000	Strategic Partnerships
I-10 Deck Plaza Design	USDOT	FY23 RCN	\$10,000,000	\$0	\$10,000,000	Capital Improvement
PDN Stanton Port of Entry Feasibility Study	USDOT	FY23 RCN	\$2,000,000	\$0	\$2,000,000	International Bridges
Network-Wide Safety Improvements Project	USDOT	FY23 SS4A	\$9,900,066	\$2,475,016	\$12,375,082	Capital Improvement
ELP Innovation Zone	USDOT	FY23 SMART P1	\$2,000,000	\$0	\$2,000,000	Airport
El Paso Safe Streets – Houston Park	Bloomberg Phil.	FY23 BArt	\$25,000	\$0	\$25,000	Capital Improvement
McGregor Range Waterline Booster Station Replacement Project	TMC	FY24 DEAAG	\$4,500,000	\$4,500,000 (3 rd Party)	\$9,000,000	El Paso Water
*Partner projects not included						
Total	9 Projects		\$193,925,066	\$10,725,017	\$204,650,082	



Formula Grant-Funded Program (MPO)

Program Overview

Federal & state funded transportation projects:

MPO

- Regional Priorities
- RMS 2050
- STP, CMAQ

TXDOT

- HSIP
- ROW Contribution

International Bridges

Discretionary Grants

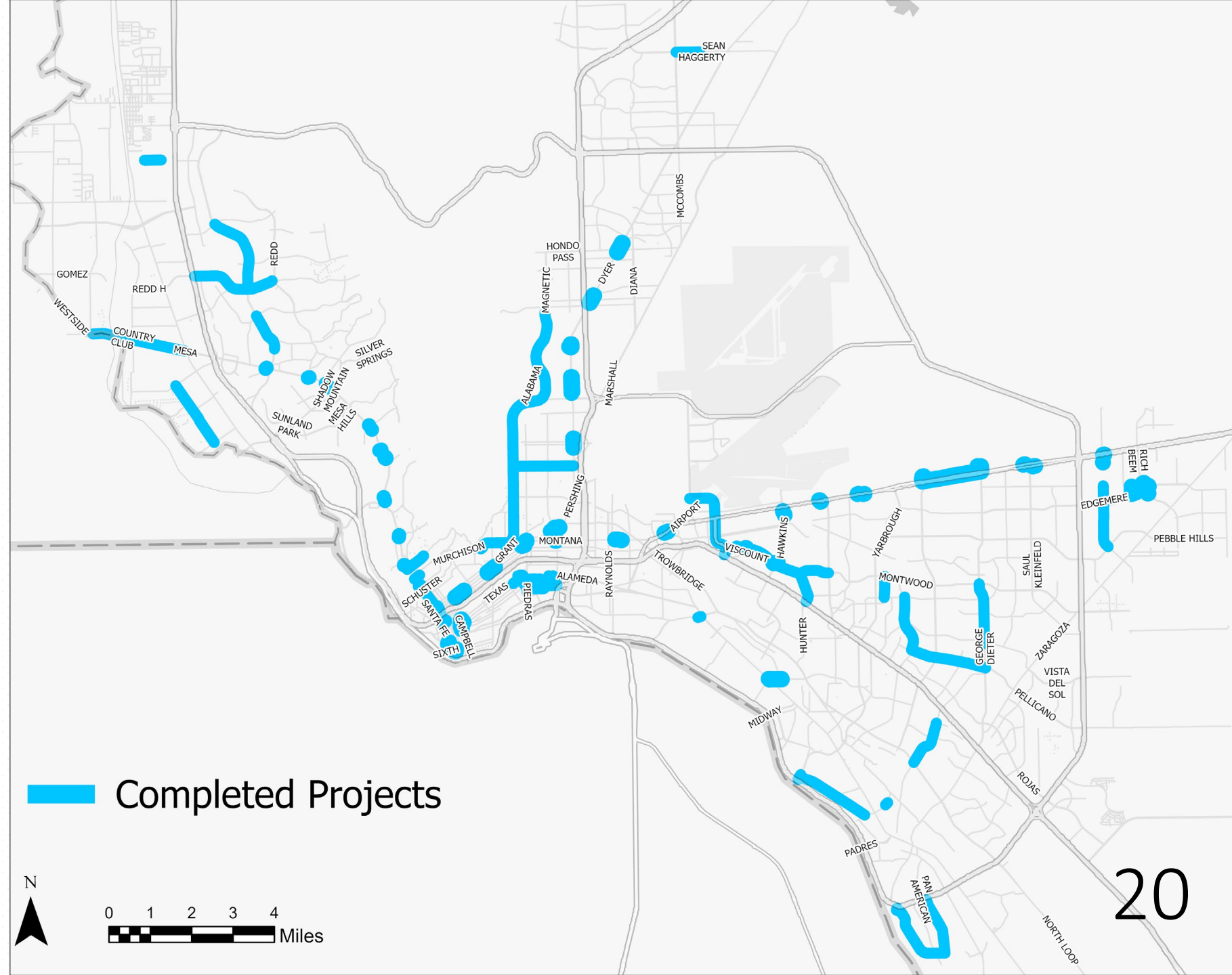
- RAISE, MEGA/INFRA
- DOT, FHWA, FTA



Completed Projects

2018-2023 Highlights

- Montana RTS
- Upper Eastside Transfer Center
- PDN Roundabout
- Playa Drain Shared Use Path
- Edgemere & Rich Beem Roundabout
- Downtown Pedestrian Wayfinding
- Chamizal Neighborhood Pedestrian Enhancements Ph1 & Ph2
- 4 Bridge Replacements: Davis, Alabama, Yarbrough, Delta



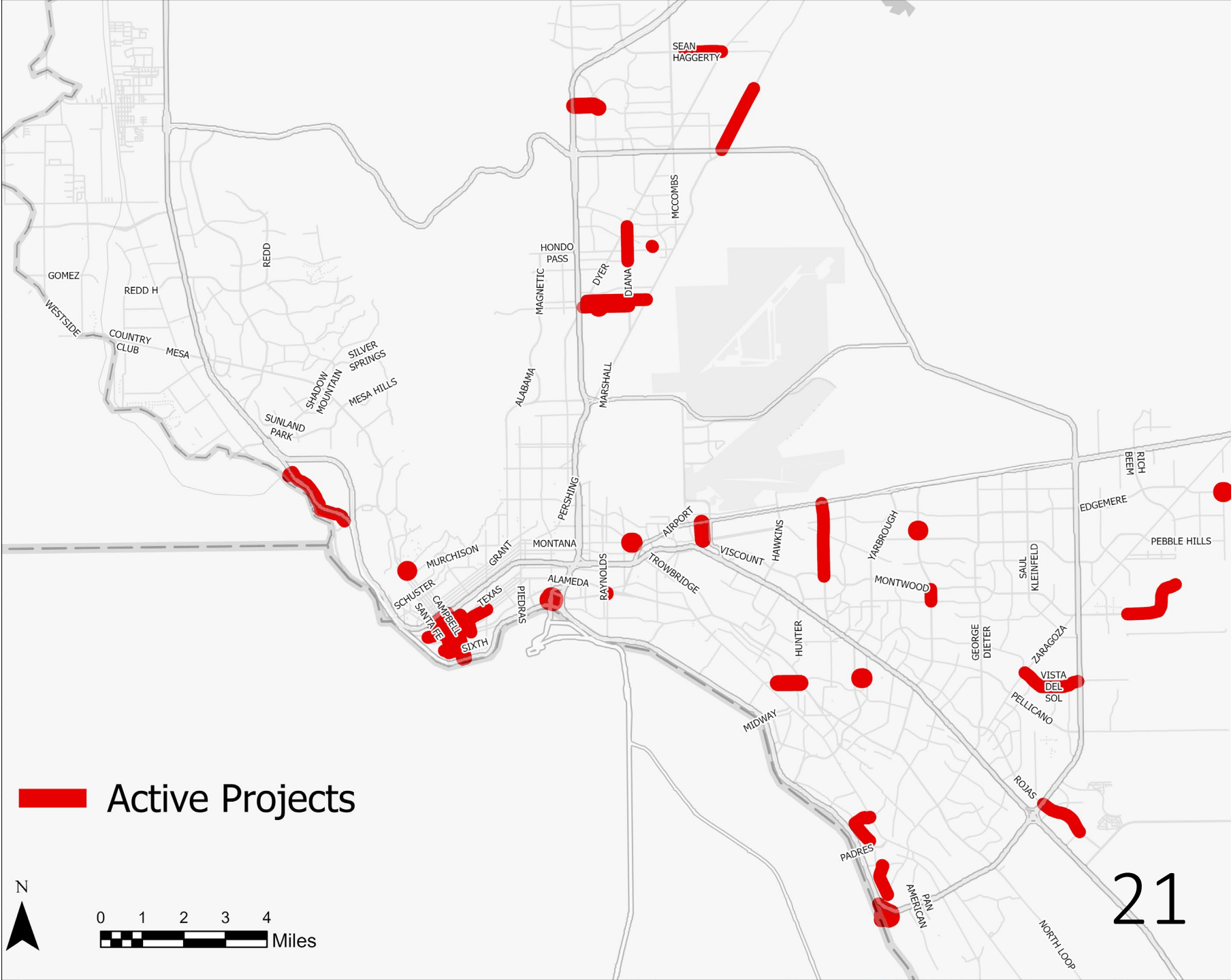
Active & Upcoming Projects

Active Projects

- Rojas Dr. Widening
- Hercules Safety Lighting
- PDN Trail Magoffin
- ITS at POE Improvements

Upcoming

- Sean Haggerty Bridge
- Railroad Dr. Reconstruction
- McRae Shared Use Path PH 1 & 2
- Downtown Bicycle Network
- Buffalo Soldier Street Improvements
- Carolina Street Improvements



Funding History

2018-2023

- \$150,245,109 in Projects
- \$51,873,849 in City Match and Contributions (35%)

Past Funding

- Historically funded by COs
- \$7.7M in 2017
- \$10.9M in 2018
- No direct funding allocated since 2019



Funding Needs

MPO Commitments – 5 Year TIP 2024-2028

- \$230M Total Projects
- Estimated \$45M Local Match Required (20%)
- ROW, HSIP, TASA



FY24		FY25		FY26		FY27		FY28	
Local	Others	Local	Others	Local	Others	Local	Others	Local	Others
\$5,281,244	\$93,042,437	\$12,850,474	\$25,420,662	\$13,308,131	\$35,422,151	\$4,663,770	\$13,255,080	\$2,368,959	\$4,075,835
\$98,192,437		\$38,271,136		\$48,730,282		\$17,918,850		\$6,444,794	

Transportation Planning

Complete Streets

- Complete Streets and Street Design Manual Requirements may increase project costs.

Vision Zero

- \$14M SS4A Grant Application Pending
- Pilot Projects \$30-80K
- Comparable cities have dedicated funding.
- Implementation in design process will increase project cost
- Recommended from Plans:
 - Vision Zero Coordinator & Safe Routes to School Coordinator



MISSION



Deliver exceptional services to support a high quality of life and place for our community.

VISION



Develop a vibrant regional economy, safe and beautiful neighborhoods and exceptional recreational, cultural and educational opportunities powered by a high performing government.



VALUES

Integrity, **R**espect, **E**xcellence,
Accountability, **P**eople